

A solid red right-angled triangle pointing towards the top-left corner.

Product catalogue

JUNE 2021



Tell me more


Call 01283 722588

Email info@marley.co.uk

Or visit marley.co.uk

Marley, Lichfield Road, Branston, Burton upon Trent, DE14 3HD





Marley's extensive range of tiles, dry fix products, ventilation systems and accessories has been successfully enhancing and protecting our roofs for nearly 100 years.

Now, SolarTile® adds yet another dimension to our roof systems.

We want to make your project, or that of your client, as straightforward and successful as possible, so we're on hand to offer practical, experienced support in a range of useful ways.

This can be delivering urgent samples where and when they're needed, providing products that help you achieve an A+ rating and gain credits for your buildings, supplying bespoke fixing specifications, offering complete dry fixed ventilation solutions and much more.

In short, we're here to support you in any way we can and we're always happy to take some of the load off your shoulders.

Trust Marley to take the hassle out of roofing. If you ever need advice on any roofing related issue, you can rely on our team to give you a helping hand.

CONTENTS

04	THE MARLEY ROOF SYSTEM
	BASE LAYERS
06	UNIVERSAL UNDERLAYS
07	JB RED BATTENS
08	ROOF DEFENCE
	ROOF COVERINGS
10	PRODUCT SELECTOR
12	MARLEY SOLARTILE®
14	CLAY PLAIN TILES & FITTINGS
23	CLAY PROFILED TILES & FITTINGS
28	CONCRETE PLAIN TILES & FITTINGS
31	CONCRETE INTERLOCKING TILES & FITTINGS
47	SHINGLES & SHAKES
50	FIXINGS
	FINISHINGS
54	DRY FIX & VENTILATION SYSTEM SELECTOR
58	UNIVERSAL ROOFING ACCESSORIES
59	DRY FIX AND VENTILATION
64	SLATES DRY FIX AND VENTILATION
	KNOWLEDGE
66	HERE TO HELP
68	MINIMUM BANDED QUANTITIES
70	MANUFACTURING & STOCKING LOCATIONS



All factories certified to ISO 9001, ISO 14001, OHSAS 45001



Tell me more

Call 01283 722588
Email info@marley.co.uk
Or visit marley.co.uk



THE MARLEY ROOF SYSTEM

We offer the most comprehensive roof system on the market, underwritten by a 15 year warranty.



So many elements offered by one supplier, give levels of accountability and integration that reduce design and installation liability. More elements guaranteed to work seamlessly together, give you more time to focus on design and management of your project, complete peace of mind and, of course, better, more durable, lower maintenance roofs.

- ▲ Base layers
- ▲ Roof coverings
- ▲ Knowledge
- ▲ Detailing
- ▲ Marley SolarTile®
- ▲ Confidence

UNIVERSAL UNDERLAYS

Marley Universal Vapour Permeable and Non-Breathable underlays are high performance roof membranes which are zone 1-5 compliant, in accordance with BS 5534.



UNIVERSAL VAPOUR PERMEABLE UNDERLAY (LR)

- ▲ Vapour permeable
- ▲ High tensile and tear strength
- ▲ Clean and easy to handle
- ▲ Durable
- ▲ UV resistant
- ▲ BBA approved – certificate no. 19/5678
- ▲ Integrated tape for sealing laps
- ▲ Guidance lines for minimum laps
- ▲ Suitable for vertical applications

UNIVERSAL NON-BREATHABLE UNDERLAY (HR)

- ▲ Non-breathable
- ▲ High tensile and tear strength
- ▲ Clean and easy to handle
- ▲ Durable
- ▲ UV resistant
- ▲ BBA approved – certificate no. 19/5673
- ▲ Lightweight alternative to traditional IF
- ▲ Integrated tape for sealing laps
- ▲ Guidance lines for minimum laps


UNIVERSAL 125 VAPOUR PERMEABLE UNDERLAY (LR)

- ▲ Vapour permeable
- ▲ Integrated tape for sealing laps
- ▲ Excellent resistance to water penetration
- ▲ Clean and easy to handle
- ▲ For roof applications
- ▲ Durable
- ▲ UV resistant
- ▲ Guidance lines for minimum laps
- ▲ Fabric weight 125g/m²

JB RED BATTENS

JB Red completely meets the BS 5534 and NHBC requirements for fully graded roofing battens.

The recent update to BS 5534 changed the requirements for roofing battens. Only battens that have been pre or factory graded to BS 5534 can be called or used as 'Roofing Battens'.



Its RED colour means that it is highly visible on site, therefore Local Authority Building Control, NHBC and other inspectors can see that high quality, pre-graded and compliant battens have been used.

JB Red roofing battens have full chain of custody certification.

BENEFITS OF JB RED


- ▲ Pre-graded to all strength requirements of BS 5534 for roofing battens
- ▲ UKAS third party assessed by the BBA
- ▲ LABC registered and is approved for use by local authorities
- ▲ BBA approved – certificate no. 19/5668
- ▲ Manufactured from slow grown, high grade timber
- ▲ FSC® or PEFC™ certified
- ▲ Preservative treated BS 8417 Usage Class 2 using MicroPro® against wood rotting fungi and insect attack
- ▲ 60 year lifetime guarantee against insect attack and wood rotting fungi (when installed correctly in accordance with the requirements of Usage Class 2)
- ▲ JB Red is manufactured using a state of the art, high speed camera and laser grading machine to ensure consistent levels of size and quality (BBA Certificate 19/5668).

ROOF DEFENCE

Marley's Roof Defence firestops are designed to provide fire resisting performance between separate properties.

Roof Defence forms a fire-resistant barrier below the roof and ridge tiles - and above the party walls or spandrel panels below the roof covering - which separate different properties within roof spaces or provide lines of compartmentation, typically in attached or terraced housing.

Roof Defence is manufactured from low smoke zero halogen, highly intumescent flexible material.



A Roof Defence expands to fill the cavity beneath roof tiles and above party wall to prevent spread of fire between properties

B Roof Defence Intumescent Fire Barrier 6.3m

C Roof Defence Intumescent Ridge Cap

ADVANTAGES

- ▲ Provides fire resistance performance up to 60 minutes
- ▲ Ideal for multi-home compartments/shared roof space buildings
- ▲ Tested using the general principles of BS EN 1363-1:2020 with additional guidelines from TDG 19(Nov 2017)
- ▲ Use category X, tested to ETAG 026-2, suitable for use in conditions of exposed weathering
- ▲ Tested for a maximum gap of 96mm
- ▲ Suitable for masonry stud wall construction*
- ▲ Low profile design suitable for wide range of tile profiles
- ▲ Patent pending design
- ▲ Flexible and lightweight
- ▲ Quick and easy to install
- ▲ No special tools required
- ▲ Compact design (6.3m roll) for easy storage and handling
- ▲ Compatible with new and refurb solutions
- ▲ No maintenance required after installation



Roof Defence is provided in a roll format and covered with a protective layer of polythene for ease of handling and to protect from water.

FIRE PERFORMANCE

In accordance with the principles of BS 1363-1:2020 with additional guidelines from ASFP TGD19:2017.

Party wall/spandrel panel with appropriate minutes (EI) Fire Rating	100mm timber stud and plasterboard *spandrel panel
Roof covering (tiles) with appropriate fire rating	Concrete profiles tiles 20mm thick
Orientation	Following the line of the compartmentation
Maximum gap Between head of wall and underside of roof (tiles) covering	96mm
Intumescent Fire Barrier product dimensions Thickness x width x length	Horizontal: 5 x 100 x 6300mm Vertical: 4 x 25 x 6300mm
Intumescent ridge cap product dimensions Thickness x width x length	4 x 100 x 200mm 4 x 100 x 150mm 4 x 25 x 50mm
Product Fire Resistance rating Integrity E	60 minutes
Tested system reports	Warrington Fire WF 421012 (2020)

* Tested in conjunction with combustible breather membrane, timber battens and mechanical fixed ridge tiles (dry fix - no mortar)

PRODUCT SELECTOR

* The minimum recommended pitch and lap may be influenced by special circumstances, please contact the Technical Advisory Service.

MARLEY SOLARTILE®



Features	Polycrystalline	Monocrystalline
Size	992 x 1640mm	992 x 1640mm
Min. pitch	20°	20°
Max. pitch	60°	60°
Wattage	270	300
Page	13	13

CLAY PROFILED TILES



Features	EDEN	LINCOLN
Features	Clay pantile Fixed gauge	Clay pantile Open gauge
Size	342 x 247mm	370 x 247mm
Min. pitch	22.5°	12.5**
Max. pitch	75°	70°
No. of colours	2	2
Page	24	26

CLAY PLAIN TILES



Features	CANTERBURY	ASHDOWNE	HAWKINS	ACME DOUBLE CAMBER	ACME SINGLE CAMBER
Features	Handmade Single camber	Handcrafted Single camber	Machine-made Single camber	Machine-made Double camber	Machine-made Single camber
Size	265 x 165mm	265 x 165mm	265 x 165mm	265 x 165mm	265 x 165mm
Min. pitch	40°	35°	30°	35°	30°
Max. pitch	90°	90°	90°	90°	90°
No. of colours	1	2	5	4	8
Page	15	16	17	18	19

SHINGLES & SHAKES



Features	SHINGLES	SHAKES
Features	Machine-cut	Hand split
Size	Various	Various
Min. pitch	14°	20°
Max. pitch	90°	90°
No. of colours	1	1
Page	48	49

CONCRETE PLAIN TILES



Features	PLAIN
Features	Cross camber
Size	267 x 168mm
Min. pitch	35°
Max. pitch	90°
No. of colours	9
Page	28

CONCRETE INTERLOCKING TILES




Features	EDGEMERE	DUO EDGEMERE	RIVEN EDGEMERE	MODERN	DUO MODERN
Features	Thin leading edge Cost-effective alternative to slate	Thin leading edge Replicates smaller format slates	Thin leading edge Randomised texture	Flat appearance	Flat appearance Replicates smaller format slates
Size	420 x 330mm	420 x 330mm	420 x 330mm	420 x 330mm	420 x 330mm
Min. pitch	17.5°	17.5°	17.5°	17.5° (Smooth)	17.5° (Smooth)
Max. pitch	90°	90°	90°	90°	90°
No. of colours	4	3	2	6	2
Page	33	34	35	36	37



Features	MENDIP	MENDIP 12.5	LUDLOW MAJOR	ECOLOGIC LUDLOW MAJOR	LUDLOW PLUS
Features	Double pantile	Double pantile Low pitch	Simple, strong lines Ideal for refurbishment	High level of recycled aggregate Absorbs NOx	Small format Ideal for refurbishment
Size	420 x 330mm	420 x 330mm	420 x 330mm	420 x 330mm	387 x 229mm
Min. pitch	15° (Smooth)	12.5**	22.5° (Smooth)	30°	22.5° (Smooth)
Max. pitch	90°	44°	90°	90°	90°
No. of colours	7	3	7	1	6
Page	38	39	40	41	42



Features	DOUBLE ROMAN	WESSEX	ANGLIA	ASHMORE
Features	Traditional profile	Clean lines Water shedding efficiency	Bullnose leading edge Classic pantile	Interlocking double plain tile
Size	420 x 330mm	420 x 330mm	387 x 230mm	267 x 333mm
Min. pitch	22.5° (Smooth)	15°	25° (Smooth)	22.5°
Max. pitch	90°	44°	90°	90°
No. of colours	7	2	3	3
Page	43	44	45	32



MARLEY SOLARTILE®

Marley SolarTile® is a roof-integrated solar panel roof tile solution, enhancing roof system specification with design flexibility, sleek aesthetics, industry leading wind and fire performance, all covered by the Marley 15-year full roof system warranty.

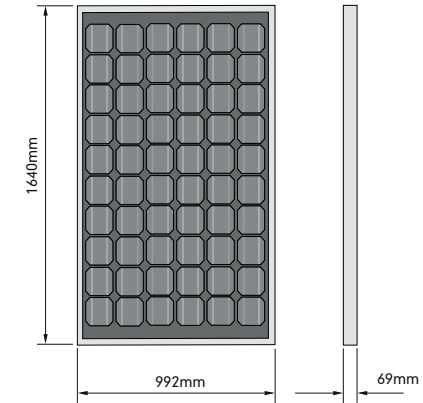


TECHNICAL DATA

Size of PV16 panel	992mm wide x 1640mm high
Minimum pitch*	20°
Maximum pitch	60°
Aperture area	1.6m ²
Body thickness	69mm
Weight	21kg
Static roof loading	12.9kg/m ² (distributed)
Characteristic wind resistance	5.32kPa
Ultimate design load**	5.32kPa
Fire rating EN 13501-5	B _{ROOF} (T1, T2, T3, T4)
Authority**	IEC 61215, 61730, TUV, MCS05, MCS12
Compatible roof coverings	All Marley concrete and clay plain, and interlocking tiles. Also compatible with tiles and slates of other manufacturers

* Design resistance to ultimate loads includes a partial material safety factor of 1.0

** Marley SolarTile® is Clearline Fusion a Viridian Solar product



ELECTRICAL DATA

	Polycrystalline	Monocrystalline
Model	PV16-270P	PV16-300
Peak power	270Wp	300Wp
Efficiency	17.3%	19.2%
No. of cells	60	60
Max. power voltage (V_{mpp})	30.7V	33.1V
Max. power current (I_{mpp})	8.8A	9.1A
Open circuit voltage (V_{oc})	37.3V	40.1V
Short circuit current 9 (I_{sc})	9.3A	9.6A
NOCT*	45°C	45°C
Cell type	Poly	Mono
Power temperature co-efficient	-0.4%/°C	-0.45%/°C
Current temperature co-efficient	0.06%/°C	0.06%/°C
Voltage temperature co-efficient	-0.30%/°C	-0.34%/°C
Max. system voltage	1000 V _{DC}	1000 V _{DC}
Safety classification	Class II	Class II

* Nominal operating cell temperature

**Marley
SolarTile®**

**15
YEAR**

**MARLEY ROOFING
SYSTEM WARRANTY**





**Clay plain tiles
and fittings**

CANTERBURY HANDMADE

True to tradition, a distinctive handmade clay plain tile colour, with a fine sanded finish suitable for roofing and vertical tiling.



COLOUR AVAILABILITY



Loxleigh (F)

Key
(F) Fine sanded finish

TECHNICAL DATA

Size of tile	265mm x 165mm	
Minimum pitch*	40°	
Maximum pitch	90°	
Minimum headlap	65mm (roof)	35mm (vertical)
Maximum gauge	100mm (roof)	115mm (vertical)
Tile thickness	13mm (nominal)	
Cover width	165mm (nominal)	
Covering capacity (net)	60 tiles/m ² at 100mm gauge (roof)	53 tiles/m ² at 115mm gauge (vertical)
Weight of tiling (approx.)	74kg/m ² (0.73 kN/m ²) at 100mm gauge (roof)	66kg/m ² (0.64 kN/m ²) at 115mm gauge (vertical)
Battens required (net)	10.0 lin.m/m ² at 100mm gauge (roof)	8.7 lin.m/m ² at 115mm gauge (vertical)
Batten size recommended	38mm x 25mm for rafters/supports not exceeding 600mm centres (fixed to BS 5534)	
Tile nails	38mm x 2.65mm	
Authority	BS EN 1304	

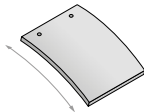
* The minimum recommended pitch and lap may be influenced by special circumstances, please contact the Technical Advisory Service.

SUSTAINABILITY

- ✓ A+ rated in the BRE Green Guide (based on generic rating for UK produced clay plain tiles Element Ref: 812410006)
- ✓ BES 6001 Responsible Sourcing certified

PRODUCT INFORMATION

Tile camber
Single camber



Feature tiles
For advice on the use of feature tiles in main roof areas contact the Technical Advisory Service.



Club†



Bullnose†


† Made to order

ASHDOWNE

Our new and improved Ashdowne handcrafted clay plain tiles offer a warm, mellow appearance, with a granular texture and enhanced irregularities that make each tile unique.



COLOUR AVAILABILITY



Key
(F) Fine sanded finish

TECHNICAL DATA

Size of tile	265mm x 165mm	
Minimum pitch*	35°	
Maximum pitch	90°	
Minimum headlap	65mm (roof)	35mm (vertical)
Maximum gauge	100mm (roof)	115mm (vertical)
Tile thickness	11mm (nominal)	
Cover width	165mm (nominal)	
Covering capacity (net)	60 tiles/m ² at 100mm gauge (roof)	53 tiles/m ² at 115mm gauge (vertical)
Weight of tiling (approx.)	65kg/m ² (0.64 kN/m ²) at 100mm gauge (roof)	57kg/m ² (0.56 kN/m ²) at 115mm gauge (vertical)
Battens required (net)	10.0 lin.m/m ² at 100mm gauge (roof)	8.7 lin.m/m ² at 115mm gauge (vertical)
Batten size recommended	38mm x 25mm for rafters/supports not exceeding 600mm centres (fixed to BS 5534)	
Tile nails	38mm x 2.65mm	
Authority	BS EN 1304	

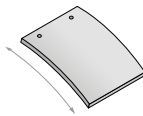
* The minimum recommended pitch and lap may be influenced by special circumstances, please contact the Technical Advisory Service.

SUSTAINABILITY

- ✓ A⁺ rated in the BRE Green Guide (based on generic rating for UK produced clay plain tiles Element Ref: 812410006)
- ✓ BES 6001 Responsible Sourcing certified

PRODUCT INFORMATION

Tile camber
Single camber



Feature tiles
For advice on the use of feature tiles in main roof areas contact the Technical Advisory Service.

† Made to order



Club†




Bullnose†

HAWKINS

Single cambered (longitudinal), machine-made clay tile, manufactured for over 150 years. This heritage, combined with modern firing techniques, gives a traditional colour range.




COLOUR AVAILABILITY



Dark Heather (F)



Staffordshire Mixture (F)



Fired Sienna (T)

Key
(F) Fine sanded finish
(S) Smooth finish
(T) Textured finish



Staffordshire Blue (F)



Blue Smooth (S)

TECHNICAL DATA

Size of tile	265mm x 165mm	
Minimum pitch*	30°	
Maximum pitch	90°	
Minimum headlap	65mm (roof)	35mm (vertical)
Maximum gauge	100mm (roof)	115mm (vertical)
Tile thickness	11mm (nominal)	
Cover width	165mm (nominal)	
Covering capacity (net)	60 tiles/m ² at 100mm gauge (roof)	53 tiles/m ² at 115mm gauge (vertical)
Weight of tiling (approx.)	64kg/m ² (0.63 kN/m ²) at 100mm gauge (roof)	56kg/m ² (0.55 kN/m ²) at 115mm gauge (vertical)
Battens required (net)	10.0 lin.m/m ² at 100mm gauge (roof)	8.7 lin.m/m ² at 115mm gauge (vertical)
Batten size recommended	38mm x 25mm for rafters/supports not exceeding 600mm centres (fixed to BS 5534)	
Tile nails	38mm x 2.65mm	
Authority	BS EN 1304	

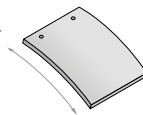
* The minimum recommended pitch and lap may be influenced by special circumstances, please contact the Technical Advisory Service.

SUSTAINABILITY

- ✓ A⁺ rated in the BRE Green Guide (based on generic rating for UK produced clay plain tiles Element Ref: 812410006)
- ✓ BES 6001 Responsible Sourcing certified

PRODUCT INFORMATION

Tile camber
Single camber



Feature tiles
For advice on the use of feature tiles in main roof areas contact the Technical Advisory Service.

† Made to order



Club†




Bullnose†

ACME DOUBLE CAMBER

Natural clay, machine-made plain tiles with longitudinal and latitudinal camber are able to create highly textured roofscapes with accentuated light and shade.



COLOUR AVAILABILITY



Smooth Brindle (S)

Antique (F)



Dark Brindle (S)

Burnt Flame (S)

Key
(F) Fine sanded finish
(S) Smooth finish

TECHNICAL DATA

Size of tile	265mm x 165mm	
Minimum pitch*	35°	
Maximum pitch	90°	
Minimum headlap	65mm (roof)	35mm (vertical)
Maximum gauge	100mm (roof)	115mm (vertical)
Tile thickness	11mm (nominal)	
Cover width	165mm (nominal)	
Covering capacity (net)	60 tiles/m ² at 100mm gauge (roof)	53 tiles/m ² at 115mm gauge (vertical)
Weight of tiling (approx.)	64kg/m ² (0.63 kN/m ²) at 100mm gauge (roof)	56kg/m ² (0.55 kN/m ²) at 115mm gauge (vertical)
Battens required (net)	10.0 lin.m/m ² at 100mm gauge (roof)	8.7 lin.m/m ² at 115mm gauge (vertical)
Batten size recommended	38mm x 25mm for rafters/supports not exceeding 600mm centres (fixed to BS 5534)	
Tile nails	38mm x 2.65mm	
Authority	BS EN 1304	

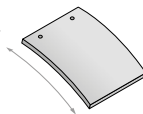
* The minimum recommended pitch and lap may be influenced by special circumstances, please contact the Technical Advisory Service.

SUSTAINABILITY

- ✓ A⁺ rated in the BRE Green Guide (based on generic rating for UK produced clay plain tiles Element Ref: 812410006)
- ✓ BES 6001 Responsible Sourcing certified

PRODUCT INFORMATION

Tile camber
Single camber



Feature tiles

For advice on the use of feature tiles in main roof areas contact the Technical Advisory Service.

† Made to order



Club†



Bullnose†

ACME SINGLE CAMBER

Natural clay, machine-made, single cambered (longitudinal) plain tiles, offering crisp, contemporary lines and the warmth and character of clay at an affordable price.



COLOUR AVAILABILITY




Red Sandfaced (F)

Red Smooth (S)

Century (S)

Heather Sandfaced (F)



Farmhouse Brown Sandfaced (F)

Grey Sandfaced (F)

Mixed Brindle (S)

Heather Blend (F)

Key (F) Fine sanded finish (S) Smooth finish

TECHNICAL DATA

Size of tile	265mm x 165mm	
Minimum pitch*	30°	
Maximum pitch	90°	
Minimum headlap	65mm (roof)	35mm (vertical)
Maximum gauge	100mm (roof)	115mm (vertical)
Tile thickness	11mm (nominal)	
Cover width	165mm (nominal)	
Covering capacity (net)	60 tiles/m ² at 100mm gauge (roof)	53 tiles/m ² at 115mm gauge (vertical)
Weight of tiling (approx.)	64kg/m ² (0.63 kN/m ²) at 100mm gauge (roof)	56kg/m ² (0.55 kN/m ²) at 115mm gauge (vertical)
Battens required (net)	10.0 lin.m/m ² at 100mm gauge (roof)	8.7 lin.m/m ² at 115mm gauge (vertical)
Batten size recommended	38mm x 25mm for rafters/supports not exceeding 600mm centres (fixed to BS 5534)	
Tile nails	38mm x 2.65mm	
Authority	BS EN 1304	

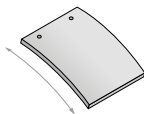
* The minimum recommended pitch and lap may be influenced by special circumstances, please contact the Technical Advisory Service.

SUSTAINABILITY

- ✓ A⁺ rated in the BRE Green Guide (based on generic rating for UK produced clay plain tiles Element Ref: 812410006)
- ✓ BES 6001 Responsible Sourcing certified

PRODUCT INFORMATION

Tile camber
Single camber



Feature tiles

For advice on the use of feature tiles in main roof areas contact the Technical Advisory Service.

† Made to order



Club†

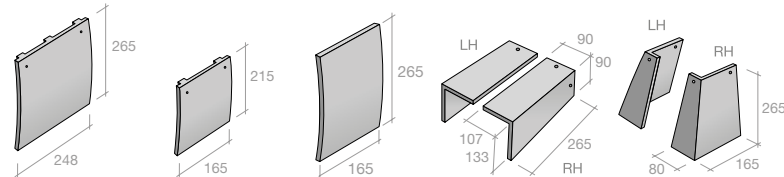


Bullnose†

CLAY FITTINGS & ACCESSORIES

Important note: All the fittings shown on these pages can be used with clay plain tiles, but should not be used on rafter pitches below 35° with Acme double camber or Ashdowne handcrafted clay plain tiles.

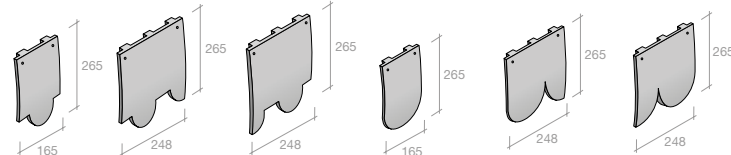
PLAIN TILE FITTINGS



Description	Tile-and-a-half	Eaves/top tile	Creasing tiles‡	Cloaked verge tiles*	External angle tiles
Angles available	n/a	n/a	n/a	n/a	90°, 135°

FEATURE TILES

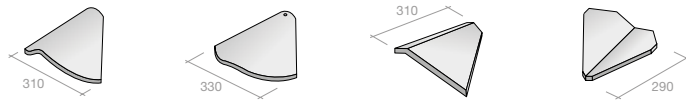
Available in a range of colours, please contact customer services for more information.



Description	Club feature tile*	RH club tile-and-a-half*	LH club tile-and-a-half*	Bullnose feature tile*	RH bullnose tile-and-a-half*	LH bullnose tile-and-a-half*
-------------	--------------------	--------------------------	--------------------------	------------------------	------------------------------	------------------------------

HIPS AND VALLEYS

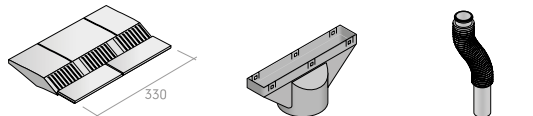
Mortar bedded security hip kits are available for third round hips (see page 52)



Description	Granny hip	Semi bonnet hip	Arris hip**	Valley**
Angles available	n/a	n/a	130°, 135°, 145°	130°, 135°, 140°, 145°, 150°
Pitch range	40-60°	30-40°	30-45°	30-50°

VENTILATION

Available in a range of bases with real clay tile slips on the visible edge (2 tiles wide). The clay tile vent provides a net ventilation area of 10,000mm² per vent. Suitable for natural, mechanical or soil pipe ventilation.

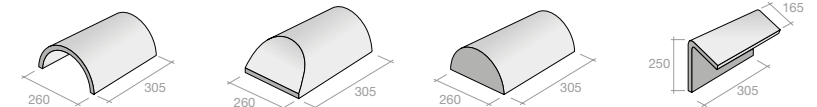


Description	Clay in-line tile vent	Tile vent adaptor	Flexible pipe
-------------	------------------------	-------------------	---------------

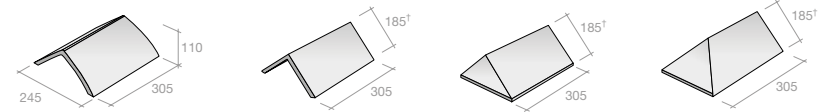
Note: All measurements in mm.

RIDGE AND HIP TILES

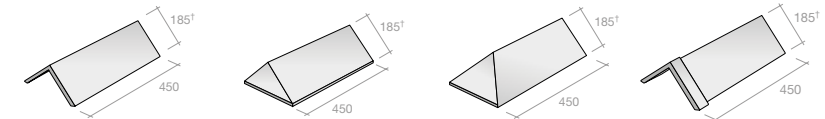
Mortar bedded security ridge kits are available (see page 50)



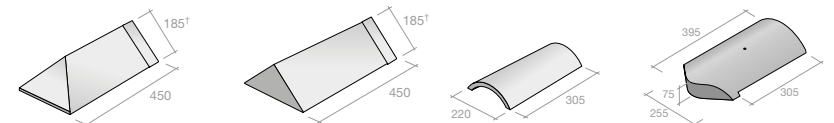
Description	Half round ridge	Half round ridge hip end*	Half round ridge stop end*	Mono ridge*
Colours available	All colours	All colours	All colours	All colours
Pitch range	30-60°	30-60°	30-60°	30-45°



Description	Hogs back ridge**	305mm Angular ridge**	305mm Angular ridge stop end*	305mm Angular ridge hip end*
Angles available	n/a	90°, 105°	90°, 105°	90°, 105°
Colours available	Burnished	All colours	All colours	All colours



Description	450mm Angular ridge	450mm Angular ridge stop end*	450mm Angular ridge hip end*	450mm Capped angular ridge
Angles available	75°, 90°, 105°, 115°, 125°, 135°	75°, 90°, 105°, 115°, 125°, 135°	75°, 90°, 105°, 115°, 125°, 135°	75°, 90°, 105°, 115°, 125°, 135°
Colours available	Red Smooth, Slate Black	Red Smooth, Slate Black	Red Smooth, Slate Black	Red Smooth, Slate Black, Staffordshire Blue‡



Description	450mm Capped angular ridge hip end	450mm Capped angular ridge stop end	Third round hip**	Third round hip end**
Angles available	75°, 90°, 105°, 115°, 125°, 135°	75°, 90°, 105°, 115°, 125°, 135°	n/a	n/a
Colours available	Red Smooth, Slate Black, Staffordshire Blue‡	Red Smooth, Slate Black, Staffordshire Blue‡	All colours	All colours
Pitch range			30-45°	30-45°

* Made to order (subject to minimum order quantities)

** Some colours and angles made to order (subject to minimum order quantities)

‡ Staffordshire Blue available to order

† Angle ridge wing length will vary depending on ridge angle

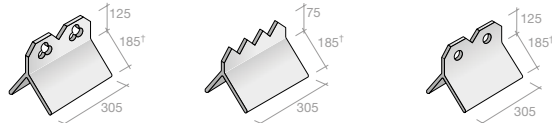
§ Available in Red Smooth

CLAY FITTINGS & ACCESSORIES

Important note: All the fittings shown on these pages can be used with clay plain tiles, but should not be used on rafter pitches below 35° with Acme double camber or Ashdowne handcrafted clay plain tiles.

DECORATIVE RIDGES

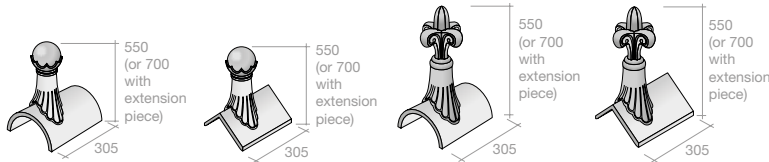
Mortar bedded security ridge kits are available (see page 50)



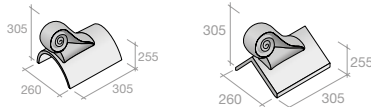
Description	Club crested ridge	Cocks comb crested ridge	Two hole crested ridge
Angles available	90°, 105°	90°, 105°	90°, 105°
Colours available	Red Smooth	Red Smooth	Red Smooth

CLAY FINIALS

Available in a range of colours and angles. Mortar bedded security ridge kits are available (see page 50)



Description	Ball top finial* Red Smooth	Ball top finial* Acme/Hawkins Red Smooth 90°, 105° Slate black 90°, 105°	Fleur-de-Lys gable* Acme/Hawkins Red Smooth	Fleur-de-Lys finial Acme/Hawkins Red Smooth 90°, 105° Slate black 90°, 105°
-------------	--------------------------------	---	---	--



Description	Scroll finial* Acme/Hawkins Red Smooth	Angle finial Acme/Hawkins Red Smooth 90°, 105° Slate black 90°, 105°
-------------	--	---

The following dry fix and/or ventilation systems can also be used with clay plain tiles:


- ▲ Universal 10mm and 25mm eaves vent systems (page 56)
- ▲ Continuous dry verge (page 59)
- ▲ Universal plain tile vent (page 58)
- ▲ Universal GRP valley (page 58)
- ▲ Universal RidgeFast system** (page 57)
- ▲ Universal HipFast system** (page 57)

* Made to order (subject to minimum order quantities)

** Subject to ridge/hip fitting

† Angle ridge wing length will vary depending on ridge angle

Note: All measurements in mm.



Clay profiled
tiles and
fittings

EDEN

Eden is a pantile that allows faster, better and easier installation, while retaining the beautiful appearance of traditional clay roofs.



COLOUR AVAILABILITY



Natural Red (S)



Rustic Red (S)

Key
(S) Smooth finish

TECHNICAL DATA

Size of tile	342mm x 247mm
Minimum pitch*	22.5° (72mm headlap)
Maximum pitch	75°
Minimum headlap	72mm
Maximum gauge	270mm
Tile thickness	13mm (nominal)
Covering capacity (net)	17.2 tiles/m ² at 72mm headlap
Weight of tiling (approx.)	40.42kg/m ² (0.40kN/m ²) at 72mm headlap
Battens required (net)	3.7 lin.m/m ² at 72mm headlap
Batten size recommended	38mm x 25mm for rafters/supports not exceeding 450mm centres (fixed to BS 5534) 50mm x 25mm for rafters/supports not exceeding 600mm centres (fixed to BS 5534)
Tile nails	38mm x 3.35mm
Fixing clips	Eaves, verge and tile clips
Authority	BS EN 1304

* The minimum recommended pitch and lap may be influenced by special circumstances, please contact the Technical Advisory Service.

COMPATIBLE DRY FIX AND VENTILATION SYSTEMS

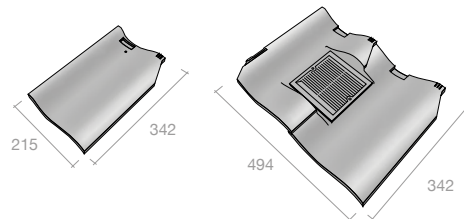
- ▲ Universal RidgeFast system (page 57)
- ▲ Universal HipFast system (page 57)
- ▲ Universal 10mm and 25mm eaves vent systems (page 56)
- ▲ Universal GRP dry valley system (page 58)

SECURITY FIXING KITS

- ▲ Mortar bedded security ridge (page 52)
- ▲ Mortar bedded security hip (page 52)

EDEN FITTINGS

Available in Rustic Red and Natural Red.

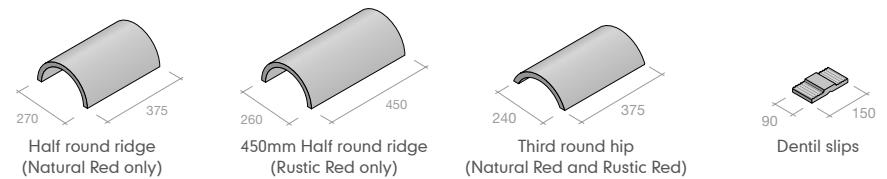


Left hand verge pantile

Eden ventilation pantile



CLAY INTERLOCKING FITTINGS

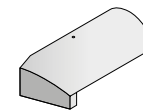


Half round ridge
(Natural Red only)

450mm Half round ridge
(Rustic Red only)

Third round hip
(Natural Red and Rustic Red)

Dentil slips



Clay profile plastic hip
end cap (Natural Red
and Rustic Red)



Clay profile plastic
end cap (Natural Red
and Rustic Red)

Note: All measurements in mm.

Note: All measurements in mm.

FIND OUT MORE marley.co.uk


LINCOLN

lowpitch



The Lincoln is an easy-to-fix clay pantile which balances traditional aesthetics with speed of installation.

COLOUR AVAILABILITY



Rustic Red (SS)



Natural Red (S)

Key
(SS) Semi-sanded finish
(S) Smooth finish

TECHNICAL DATA

Size of tile	370mm x 247mm	
Minimum pitch*	12.5° (100mm headlap) 22.5° (75mm headlap)	
Maximum pitch*	70°	
Minimum headlap	75mm	
Maximum gauge	295mm	
Cover width	222mm (nominal)	
Covering capacity (net)	15.3 tiles/m ² at 75mm headlap	16.65 tiles/m ² at 100mm headlap
Weight of tiling (approx.)	43.0kg/m ² (0.42kN/m ²) at 75mm headlap	46.8kg/m ² (0.49kN/m ²) at 100mm headlap
Battens required (net)	3.4 lin.m/m ² at 75mm headlap	3.7 lin.m/m ² at 100mm headlap
Batten size recommended	38mm x 25mm for rafters/supports not exceeding 450mm centres (fixed to BS 5534) 50mm x 25mm for rafters/supports not exceeding 600mm centres (fixed to BS 5534)	
Tile nails	38mm x 3.35mm	
Fixing clips	Eaves, verge and tile clips	
Authority	BS EN 1304	

* Speak to our Technical Team for further information. The minimum recommended pitch and lap may be influenced by special circumstances.

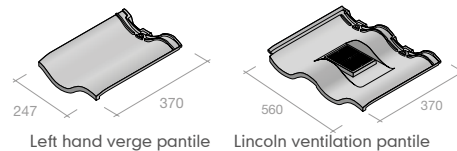


COMPATIBLE DRY FIX AND VENTILATION SYSTEMS

- ▲ Universal RidgeFast system (page 57)
- ▲ Universal HipFast system (page 57)
- ▲ Universal 10mm and 25mm eaves vent systems (page 56)
- ▲ Universal GRP dry valley system (page 58)

LINCOLN FITTINGS

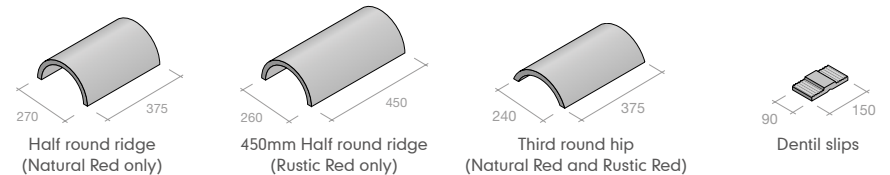
Available in Rustic Red and Natural Red.



Left hand verge pantile

Lincoln ventilation pantile

CLAY INTERLOCKING FITTINGS

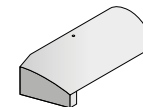


Half round ridge
(Natural Red only)

450mm Half round ridge
(Rustic Red only)

Third round hip
(Natural Red and Rustic Red)

Dentil slips



Clay profile plastic hip
end cap (Natural Red
and Rustic Red)




Clay profile plastic
end cap (Natural Red
and Rustic Red)

Note: All measurements in mm.

SECURITY FIXING KITS

- ▲ Mortar bedded security ridge (page 52)
- ▲ Mortar bedded security hip (page 52)

Note: All measurements in mm.




Concrete plain tiles and fittings

PLAIN

The authentic single camber design of the Marley concrete plain tile gives it a look to match its outstanding versatility.



COLOUR AVAILABILITY



Key (F) Fine sanded finish (G) Granular finish (S) Smooth finish

TECHNICAL DATA

Size of tile	267mm x 168mm	
Minimum pitch*	35°	
Maximum pitch	90°	
Minimum headlap	65mm (roof)	37.5mm (vertical)
Maximum gauge	100mm (roof)	115mm (vertical)
Tile thickness	12mm (nominal)	
Cover width	168mm (nominal)	
Covering capacity (net)	60 tiles/m ² at 100mm gauge (roof)	53 tiles/m ² at 115mm gauge (vertical)
Weight of tiling (approx.)	73.8kg/m ² (0.72 kN/m ²) at 100mm gauge (roof)	58kg/m ² (0.57 kN/m ²) at 115mm gauge (vertical)
Battens required (net)	10.0 lin.m/m ² at 100mm gauge (roof)	8.7 lin.m/m ² at 115mm gauge (vertical)
Batten size recommended	38mm x 25mm for rafters/supports not exceeding 600mm centres (fixed to BS 5534)	
Tile nails	38mm x 2.65mm	
Authority	BS EN 490	

* The minimum recommended pitch and lap may be influenced by special circumstances, please contact the Technical Advisory Service.

SUSTAINABILITY

- ✓ A+ rated in the BRE Green Guide (based on generic rating for UK produced concrete plain tiles
Element Refs: 812410017, 812410050, 812410064)
- ✓ BES 6001 Responsible Sourcing certified

PRODUCT INFORMATION

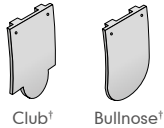
Tile camber
Single camber



Feature tiles

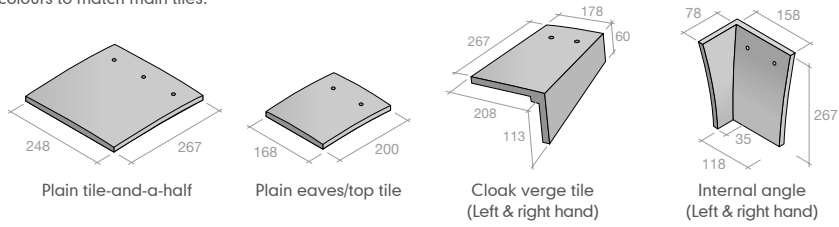
For advice on the use of feature tiles in main roof areas contact the Technical Advisory Service.

† Made to order



PLAIN TILE FITTINGS

Available in all colours to match main tiles.



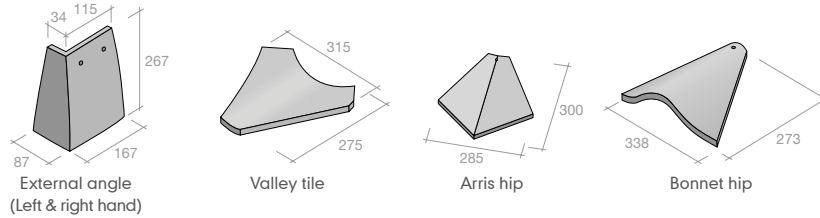
Description

Plain tile-and-a-half

Plain eaves/top tile

Cloak verge tile
(Left & right hand)

Internal angle
(Left & right hand)



Description

External angle
(Left & right hand)

Valley tile

Arris hip

Bonnet hip

Angles available

90°, 120°, 135°

35-50°


35-40°

35-50°

PLAIN TILE VERGES, RIDGES & HIPS

For ridges and hips compatible with concrete plain tiles, see page 46.


Note: All measurements in mm.




Concrete interlocking tiles and fittings

ASHMORE

A single lap, interlocking double plain tile, with the engineered precision and ease of installation of an interlocking tile.



COLOUR AVAILABILITY



Key
(S) Smooth finish

TECHNICAL DATA

Size of tile	267mm x 333mm
Minimum pitch*	25° (77mm headlap) 22.5° (92mm headlap)
Maximum pitch	90°
Minimum headlap	77mm
Maximum gauge	190mm
Tile thickness	16mm (nominal)
Cover width	302mm (nominal)
Hanging length	235mm (nominal)
Covering capacity (net)	17.5 tiles/m ² at 77mm headlap 19 tiles/m ² at 92mm headlap
Weight of tiling (approx.)	48kg/m ² (0.47 kN/m ²) at 77mm headlap 52kg/m ² (0.51 kN/m ²) at 92mm headlap
Battens required (net)	5.3 lin.m/m ² at 77mm headlap 5.8 lin.m/m ² at 92mm headlap
Batten size recommended	38mm x 25mm for rafters/supports not exceeding 450mm centres (fixed to BS 5534) 50mm x 25mm for rafters/supports not exceeding 600mm centres (fixed to BS 5534)
Fixings	45mm x 3.35mm slate nails
Fixing clips	Eaves, verge and tile clips
Authority	BS EN 490

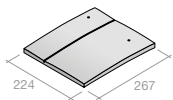
* The minimum recommended pitch and lap may be influenced by special circumstances, please contact the Technical Advisory Service.

SUSTAINABILITY

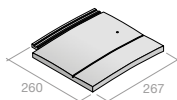
- ✓ A+ rated in the BRE Green Guide (based on generic rating for UK produced concrete interlocking tiles
Element Refs:
812410007, 812410018, 812410049)
- ✓ BES 6001 Responsible Sourcing certified

ASHMORE FITTINGS

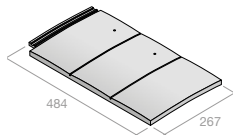
Available in all colours to match main tiles.



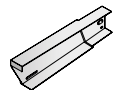
Ashmore three quarter tile (LH)



Ashmore three quarter tile (RH)



Ashmore tile-and-a-half



Ashmore dry verge

Ashmore tiles should be laid broken bond. The required broken bond pattern is created by the introduction of three-quarter width tiles in alternate courses. Tile-and-a-half tiles are available for use at hips and valleys.

Note: All measurements in mm.

EDGEMERE

A clean and precise slate-like appearance is enhanced by the thin leading edge and the broken bond laying technique.



COLOUR AVAILABILITY



Key (S) Smooth finish

TECHNICAL DATA

Size of tile	420mm x 330mm
Minimum pitch*	22.5° (75mm headlap) 17.5° (100mm headlap)
Maximum pitch	90°
Minimum headlap	75mm (22.5° and above) 100mm (below 22.5°)
Maximum gauge	345mm
Tile thickness	18mm (nominal)
Cover width	298mm (nominal)
Hanging length	395mm (nominal)
Covering capacity (net)	9.7 tiles/m ² at 75mm headlap 10.5 tiles/m ² at 100mm headlap
Weight of tiling (approx.)	44kg/m ² (0.43 kN/m ²) at 75mm headlap 47.5kg/m ² (0.47 kN/m ²) at 100mm headlap
Battens required (net)	2.9 lin.m/m ² at 75mm headlap 3.1 lin.m/m ² at 100mm headlap
Batten size recommended	38mm x 25mm for rafters/supports not exceeding 450mm centres (fixed to BS 5534) 50mm x 25mm for rafters/supports not exceeding 600mm centres (fixed to BS 5534)
Fixings	45mm x 3.35mm slate nails
Fixing clips	Eaves, verge and slate clips
Authority	BS EN 490

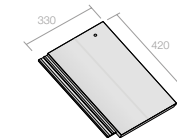
* The minimum recommended pitch and lap may be influenced by special circumstances, please contact the Technical Advisory Service.

SUSTAINABILITY

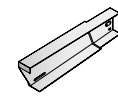
- ✓ A+ rated in the BRE Green Guide (based on generic rating for UK produced concrete interlocking tiles
Element Refs:
812410007, 812410018, 812410049)
- ✓ BES 6001 Responsible Sourcing certified

EDGEMERE HALF SLATE

Available in all colours to match main tiles.



Edgemere half slate



Edgemere dry verge


Edgemere should be laid broken bond. The required broken bond pattern is created by the introduction of half slates, to form verges in alternate courses. Purpose made half slates are available and can be formed on site by cutting along the scoreline.

DUO EDGEMERE

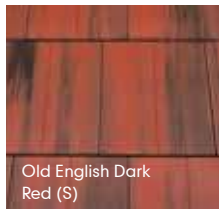
A thin leading edge interlocking slate designed to look like and blend in with small format slates.



COLOUR AVAILABILITY



Smooth Grey (S)



Old English Dark Red (S)



Anthracite (S)

Key
(S) Smooth finish

TECHNICAL DATA

Size of tile	420mm x 330mm
Minimum pitch*	22.5° (75mm headlap) 17.5° (100mm headlap)
Maximum pitch	90°
Minimum headlap	75mm (22.5° and above) 100mm (below 22.5°)
Maximum gauge	345mm
Tile thickness	18mm (nominal)
Cover width	298mm (nominal)
Hanging length	395mm (nominal)
Covering capacity (net)	9.7 tiles/m ² at 75mm headlap 10.5 tiles/m ² at 100mm headlap
Weight of tiling (approx.)	44kg/m ² (0.43 kN/m ²) at 75mm headlap 47.5kg/m ² (0.47 kN/m ²) at 100mm headlap
Battens required (net)	2.9 lin.m/m ² at 75mm headlap 3.1 lin.m/m ² at 100mm headlap
Batten size recommended	38mm x 25mm for rafters/supports not exceeding 450mm centres (fixed to BS 5534) 50mm x 25mm for rafters/supports not exceeding 600mm centres (fixed to BS 5534)
Fixings	45mm x 3.35mm slate nails
Fixing clips	Eaves, verge and slate clips
Authority	BS EN 490

* The minimum recommended pitch and lap may be influenced by special circumstances, please contact the Technical Advisory Service.

SUSTAINABILITY

- ✓ A⁺ rated in the BRE Green Guide (based on generic rating for UK produced concrete interlocking tiles Element Refs: 812410007, 812410018, 812410049)
- ✓ BES 6001 Responsible Sourcing certified

LAYING DUO EDGEMERE

Duo Edgemere should be laid quarter bond. The required quarter bond pattern is created by the introduction of three-quarter width slates, cut from standard slates on site, in alternate courses to form verges and abutments.

RIVEN EDGEMERE

A thin leading edge interlocking slate with the addition of a riven surface, providing a more natural appearance with variegated look, depth and tone.



COLOUR AVAILABILITY



Smooth Grey (S)



Anthracite (S)

Key
(S) Smooth finish

TECHNICAL DATA

Size of tile	420mm x 330mm
Minimum pitch*	22.5° (75mm headlap) 17.5° (100mm headlap)
Maximum pitch	90°
Minimum headlap	75mm (22.5° and above) 100mm (below 22.5°)
Maximum gauge	345mm
Tile thickness	18mm (nominal)
Cover width	298mm (nominal)
Hanging length	395mm (nominal)
Covering capacity (net)	9.7 tiles/m ² at 75mm headlap 10.5 tiles/m ² at 100mm headlap
Weight of tiling (approx.)	44kg/m ² (0.43 kN/m ²) at 75mm headlap 47.5kg/m ² (0.47 kN/m ²) at 100mm headlap
Battens required (net)	2.9 lin.m/m ² at 75mm headlap 3.1 lin.m/m ² at 100mm headlap
Batten size recommended	38mm x 25mm for rafters/supports not exceeding 450mm centres (fixed to BS 5534) 50mm x 25mm for rafters/supports not exceeding 600mm centres (fixed to BS 5534)
Fixings	45mm x 3.35mm slate nails
Fixing clips	Eaves, verge and slate clips
Authority	BS EN 490

* The minimum recommended pitch and lap may be influenced by special circumstances, please contact the Technical Advisory Service.

SUSTAINABILITY

- ✓ A⁺ rated in the BRE Green Guide (based on generic rating for UK produced concrete interlocking tiles Element Refs: 812410007, 812410018, 812410049)
- ✓ BES 6001 Responsible Sourcing certified

LAYING RIVEN EDGEMERE


Riven Edgemere should be laid broken bond. The required quarter bond pattern is created by the introduction of three-quarter width slates, cut from standard slates on site, in alternate courses to form verges and abutments.

MODERN

A flat, smooth, single lap interlocking design, whose appearance is enhanced by the required broken bond laying pattern.



COLOUR AVAILABILITY



Key
(G) Granular finish
(S) Smooth finish

TECHNICAL DATA

Size of tile	420mm x 330mm	
Minimum pitch*	22.5° Smooth (75mm headlap) 17.5° Smooth (100mm headlap)	30° Granular (75mm headlap) 25° Granular (100mm headlap)
Maximum pitch	90°	
Minimum headlap	75mm	
Maximum gauge	345mm	
Tile thickness	30mm (nominal)	
Cover width	292mm (nominal)	
Hanging length	397mm (nominal)	
Covering capacity (net)	9.9 tiles/m ² at 75mm headlap	10.7 tiles/m ² at 100mm headlap
Weight of tiling (approx.)	50kg/m ² (0.49 kN/m ²) at 75mm headlap	54kg/m ² (0.53 kN/m ²) at 100mm headlap
Battens required (net)	2.9 lin.m/m ² at 75mm headlap	3.1 lin.m/m ² at 100mm headlap
Batten size recommended	38mm x 25mm for rafters/supports not exceeding 450mm centres (fixed to BS 5534) 50mm x 25mm for rafters/supports not exceeding 600mm centres (fixed to BS 5534)	
Fixings	50mm x 3.35mm	
Fixing clips	Eaves, verge and tile clips	
Authority	BS EN 490	

* The minimum recommended pitch and lap may be influenced by special circumstances, please contact the Technical Advisory Service.

SUSTAINABILITY

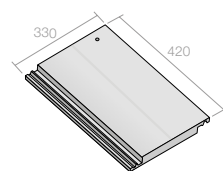
- ✓ A⁺ rated in the BRE Green Guide (based on generic rating for UK produced concrete interlocking tiles Element Refs: 812410007, 812410018, 812410049)
- ✓ BES 6001 Responsible Sourcing certified

Note: All measurements in mm.

MODERN HALF TILE

Available in all colours to match main tiles.

Modern should be laid broken bond. The required broken bond pattern is created by the introduction of half slates, to form verges and abutments in alternate courses. Purpose made half slates are available and can be formed on site by cutting along the scoreline.




DUO MODERN

A flat, smooth, single lap, interlocking tile with a 'mock bond' joint is enhanced by the required broken bond laying technique.



COLOUR AVAILABILITY



Key
(S) Smooth finish

TECHNICAL DATA

Size of tile	420mm x 330mm	
Minimum pitch*	22.5° (75mm headlap) 17.5° (100mm headlap)	
Maximum pitch	90°	
Minimum headlap	75mm	
Maximum gauge	345mm	
Tile thickness	30mm (nominal)	
Cover width	292mm (nominal)	
Hanging length	397mm (nominal)	
Covering capacity (net)	9.9 tiles/m ² at 75mm headlap	10.7 tiles/m ² at 100mm headlap
Weight of tiling (approx.)	50kg/m ² (0.49 kN/m ²) at 75mm headlap	54kg/m ² (0.53 kN/m ²) at 100mm headlap
Battens required (net)	2.9 lin.m/m ² at 75mm headlap	3.1 lin.m/m ² at 100mm headlap
Batten size recommended	38mm x 25mm for rafters/supports not exceeding 450mm centres (fixed to BS 5534) 50mm x 25mm for rafters/supports not exceeding 600mm centres (fixed to BS 5534)	
Fixings	50mm x 3.35mm	
Fixing clips	Eaves, verge and tile clips	
Authority	BS EN 490	

* The minimum recommended pitch and lap may be influenced by special circumstances, please contact the Technical Advisory Service.

SUSTAINABILITY

- ✓ A⁺ rated in the BRE Green Guide (based on generic rating for UK produced concrete interlocking tiles Element Refs: 812410007, 812410018, 812410049)
- ✓ BES 6001 Responsible Sourcing certified

LAYING DUO MODERN





Duo Modern should be laid quarter bond. The required quarter bond pattern is created by the introduction of three-quarter width tiles, cut from standard tiles on site, in alternate courses to form verges and abutments.

MENDIP

A double pantile design with elegant flowing lines, providing instant visual appeal.



COLOUR AVAILABILITY



Key
(G) Granular finish
(S) Smooth finish

TECHNICAL DATA

Size of tile	420mm x 330mm	
Minimum pitch*	17.5° Smooth (75mm headlap) 15° Smooth (100mm headlap)	30° Granular (75mm headlap) 25° Granular (100mm headlap)
Maximum pitch	90°	
Minimum headlap	75mm	
Maximum gauge	345mm	
Body thickness	27mm (nominal)	
Overall depth	59mm	
Cover width	298mm (nominal)	
Hanging length	397mm (nominal)	
Covering capacity (net)	9.7 tiles/m ² at 75mm headlap	10.5 tiles/m ² at 100mm headlap
Weight of tiling (approx.)	46kg/m ² (0.45 kN/m ²) at 75mm headlap	49kg/m ² (0.48 kN/m ²) at 100mm headlap
Battens required (net)	2.9 lin.m/m ² at 75mm headlap	3.1 lin.m/m ² at 100mm headlap
Batten size recommended	38mm x 25mm for rafters/supports not exceeding 450mm centres (fixed to BS 5534) 50mm x 25mm for rafters/supports not exceeding 600mm centres (fixed to BS 5534)	
Tile nails	70mm x 3.35mm	
Fixing clips	Eaves, verge and tile clips	
Authority	BS EN 490	

* The minimum recommended pitch and lap may be influenced by special circumstances, please contact the Technical Advisory Service.

SUSTAINABILITY

- ✓ A⁺ rated in the BRE Green Guide (based on generic rating for UK produced concrete interlocking tiles
Element Refs: 812410007, 812410018, 812410049)
- ✓ BES 6001 Responsible Sourcing certified

EXTENDED RAFTER LENGTHS

Mendip interlocking tiles can now perform at extended rafter lengths as follows:

- 15° - 17.5° pitch with a rafter length up to and including 15m will require a 100mm headlap.
- 17.5° pitch and above with a rafter length up to and including 15m will require a 75mm headlap.




MENDIP 12.5

A double pantile designed with a variable gauge and subtle design modifications to achieve an even lower pitch.

lowpitch



COLOUR AVAILABILITY



Key
(S) Smooth finish

TECHNICAL DATA

Size of tile	420mm x 330mm
Minimum pitch*	12.5° Smooth (100mm headlap, up to 6m rafters)
Maximum pitch**	44°
Minimum headlap	100mm
Maximum gauge	320mm
Body thickness	27mm (nominal)
Overall depth	59mm
Cover width	298mm (nominal)
Hanging length	397mm (nominal)
Covering capacity (net)	10.5 tiles/m ² at 100mm headlap
Weight of tiling (approx.)	49kg/m ² (0.48 kN/m ²) at 100mm headlap
Battens required (net)	3.1 lin.m/m ² at 100mm headlap
Batten size recommended	38mm x 25mm for rafters/supports not exceeding 450mm centres (fixed to BS 5534) 50mm x 25mm for rafters/supports not exceeding 600mm centres (fixed to BS 5534)
Fixing clips	Eaves, verge and tile clips, Mendip headclip, SoloFix
Authority	BS EN 490

* The minimum recommended pitch and lap may be influenced by special circumstances, please contact the Technical Advisory Service.


** For rafter pitches over 15°, see Mendip (page 38).

SUSTAINABILITY

- ✓ A⁺ rated in the BRE Green Guide (based on generic rating for UK produced concrete interlocking tiles
Element Refs: 812410007, 812410018, 812410049)
- ✓ BES 6001 Responsible Sourcing certified

LUDLOW MAJOR


Simple, strong lines exploit the interplay between light and shade.



COLOUR AVAILABILITY




Greystone (G)



Smooth Grey (S)




Antique Brown (G)




Smooth Brown (S)



Dark Red (G)



Old English Dark Red (S)



Mosborough Red (S)

Key
(G) Granular finish
(S) Smooth finish

TECHNICAL DATA

Size of tile	420mm x 330mm	
Minimum pitch*	25° Smooth (75mm headlap) 22.5° Smooth (100mm headlap)	30° Granular (75mm headlap)
Maximum pitch	90°	
Minimum headlap	75mm	
Maximum gauge	345mm	
Body thickness	25mm (nominal)	
Overall depth	45mm	
Cover width	295mm (nominal)	
Hanging length	399mm (nominal)	
Covering capacity (net)	9.8 tiles/m ² at 75mm headlap	10.6 tiles/m ² at 100mm headlap
Weight of tiling (approx.)	45kg/m ² (0.44 kN/m ²) at 75mm headlap	49kg/m ² (0.48 kN/m ²) at 100mm headlap
Battens required (net)	2.9 lin.m/m ² at 75mm headlap	3.1 lin.m/m ² at 100mm headlap
Batten size recommended	38mm x 25mm for rafters/supports not exceeding 450mm centres (fixed to BS 5534) 50mm x 25mm for rafters/supports not exceeding 600mm centres (fixed to BS 5534)	
Tile nails	55mm x 3.35mm	
Fixing clips	Eaves, verge and tile clips	
Authority	BS EN 490	


* The minimum recommended pitch and lap may be influenced by special circumstances, please contact the Technical Advisory Service.

SUSTAINABILITY


- ✓ A⁺ rated in the BRE Green Guide (based on generic rating for UK produced concrete interlocking tiles
Element Refs: 812410007, 812410018, 812410049)
- ✓ BES 6001 Responsible Sourcing certified

ECOLOGIC LUDLOW MAJOR

The unique EcoLogic coating applied to the Ludlow Major tile, removes nitrogen oxides and other pollutants from the atmosphere. The tile also includes much higher levels of recycled content.



COLOUR AVAILABILITY



Nimbus Grey (G)

Key
(G) Granular finish

TECHNICAL DATA

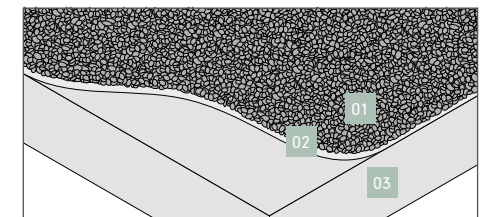
Size of tile	420mm x 330mm	
Minimum pitch*	30° Granular (75mm headlap)	
Maximum pitch	90°	
Minimum headlap	75mm	
Maximum gauge	345mm	
Body thickness	25mm (nominal)	
Overall depth	45mm	
Cover width	295mm (nominal)	
Hanging length	399mm (nominal)	
Covering capacity (net)	9.8 tiles/m ² at 75mm headlap	10.6 tiles/m ² at 100mm headlap
Weight of tiling (approx.)	45kg/m ² (0.44 kN/m ²) at 75mm headlap	49kg/m ² (0.48 kN/m ²) at 100mm headlap
Battens required (net)	2.9 lin.m/m ² at 75mm headlap	3.1 lin.m/m ² at 100mm headlap
Batten size recommended	38mm x 25mm for rafters/supports not exceeding 450mm centres (fixed to BS 5534) 50mm x 25mm for rafters/supports not exceeding 600mm centres (fixed to BS 5534)	
Tile nails	55mm x 3.35mm	
Fixing clips	Eaves, verge and tile clips	
Authority	BS EN 490	

* The minimum recommended pitch and lap may be influenced by special circumstances, please contact the Technical Advisory Service.

SUSTAINABILITY

- ✓ A⁺ rated in the BRE Green Guide (based on generic rating for UK produced concrete interlocking tiles
Element Refs: 812410007, 812410018, 812410049)
- ✓ BES 6001 Responsible Sourcing certified
- ✓ High level of recycled content


ECOLOGIC COMPOSITION





- 01/ Photocatalytic granules stimulated by sunlight to remove NO_x
- 02/ Photocatalytic pigmented slurry adhesive
- 03/ Concrete body containing nearly 50% recycled material

LUDLOW PLUS

Ideal for refurbishment applications, where its smaller format reduces wastage.



COLOUR AVAILABILITY



Key
(G) Granular finish
(S) Smooth finish

TECHNICAL DATA

Size of tile	387mm x 229mm	
Minimum pitch*	25° Smooth (75mm headlap) 22.5° Smooth (100mm headlap)	30° Granular (75mm headlap)
Maximum pitch	90°	
Minimum headlap	75mm	
Maximum gauge	312mm	
Body thickness	25mm (nominal)	
Overall depth	45mm	
Cover width	204mm (nominal)	
Hanging length	361mm (nominal)	
Covering capacity (net)	15.7 tiles/m ² at 75mm headlap	17.1 tiles/m ² at 100mm headlap
Weight of tiling (approx.)	47kg/m ² (0.46 kN/m ²) at 75mm headlap	51kg/m ² (0.50 kN/m ²) at 100mm headlap
Battens required (net)	3.2 lin.m/m ² at 75mm headlap	3.5 lin.m/m ² at 100mm headlap
Batten size recommended	38mm x 25mm for rafters/supports not exceeding 450mm centres (fixed to BS 5534) 50mm x 25mm for rafters/supports not exceeding 600mm centres (fixed to BS 5534)	
Tile nails	50mm x 3.35mm	
Fixing clips	Eaves, verge and tile clips	
Authority	BS EN 490	

* The minimum recommended pitch and lap may be influenced by special circumstances, please contact the Technical Advisory Service.

SUSTAINABILITY




- ✓ A+ rated in the BRE Green Guide (based on generic rating for UK produced concrete interlocking tiles
Element Refs: 812410007, 812410018, 812410049)
- ✓ BES 6001 Responsible Sourcing certified

DOUBLE ROMAN

A 2000 year old profile with precision-engineered functionality.



COLOUR AVAILABILITY



Key
(G) Granular finish
(S) Smooth finish

TECHNICAL DATA

Size of tile	420mm x 330mm	
Minimum pitch*	25° Smooth (75mm headlap) 22.5° Smooth (100mm headlap)	30° Granular (75mm headlap)
Maximum pitch	90°	
Minimum headlap	75mm	
Maximum gauge	345mm	
Body thickness	28mm (nominal)	
Overall depth	53mm	
Cover width	300mm (nominal)	
Hanging length	397mm (nominal)	
Covering capacity (net)	9.7 tiles/m ² at 75mm headlap	10.4 tiles/m ² at 100mm headlap
Weight of tiling (approx.)	44kg/m ² (0.43 kN/m ²) at 75mm headlap	47kg/m ² (0.46 kN/m ²) at 100mm headlap
Battens required (net)	2.9 lin.m/m ² at 75mm headlap	3.1 lin.m/m ² at 100mm headlap
Batten size recommended	38mm x 25mm for rafters/supports not exceeding 450mm centres (fixed to BS 5534) 50mm x 25mm for rafters/supports not exceeding 600mm centres (fixed to BS 5534)	
Tile nails	65mm x 3.35mm	
Fixing clips	Eaves, verge and tile clips	
Authority	BS EN 490	

* The minimum recommended pitch and lap may be influenced by special circumstances, please contact the Technical Advisory Service.


SUSTAINABILITY

- ✓ A+ rated in the BRE Green Guide (based on generic rating for UK produced concrete interlocking tiles
Element Refs: 812410007, 812410018, 812410049)
- ✓ BES 6001 Responsible Sourcing certified

WESSEX

Designed to shed water efficiently at pitches down to 15°, the Wessex has clean, simple lines with a pleasing minimalist style.

lowpitch



COLOUR AVAILABILITY



Smooth Brown (S)



Smooth Grey (S)

Key
(S) Smooth finish

TECHNICAL DATA

Size of tile	420mm x 330mm	
Minimum pitch*	15°	
Maximum pitch	44°	
Minimum headlap	75mm	
Maximum gauge	345mm	
Body thickness	29mm (nominal)	
Overall depth	56mm	
Cover width	298mm (nominal)	
Hanging length	403mm (nominal)	
Covering capacity (net)	9.7 tiles/m ² at 75mm headlap	10.5 tiles/m ² at 100mm headlap
Weight of tiling (approx.)	50kg/m ² (0.49 kN/m ²) at 75mm headlap	53kg/m ² (0.52 kN/m ²) at 100mm headlap
Battens required (net)	2.9 lin.m/m ² at 75mm headlap	3.1 lin.m/m ² at 100mm headlap
Batten size recommended	38mm x 25mm for rafters/supports not exceeding 450mm centres (fixed to BS 5534) 50mm x 25mm for rafters/supports not exceeding 600mm centres (fixed to BS 5534)	
Fixing clips	Eaves, verge and tile clips	
Authority	BS EN 490	

*The minimum recommended pitch and lap may be influenced by special circumstances, please contact the Technical Advisory Service.

SUSTAINABILITY


- ✓ A⁺ rated in the BRE Green Guide (based on generic rating for UK produced concrete interlocking tiles
Element Refs: 812410007, 812410018, 812410049)
- ✓ BES 6001 Responsible Sourcing certified

ANGLIA


A single lap interlocking concrete tile with the classic clay pantile profile and a bullnosed leading edge design.



COLOUR AVAILABILITY



Antique Brown (G)



Smooth Grey (S)



Old English Dark Red (S)

Key
(G) Granular finish
(S) Smooth finish

TECHNICAL DATA

Size of tile	387mm x 230mm	
Minimum pitch*	30° Smooth (75mm headlap) 25° Smooth (100mm headlap)	30° Granular (75mm headlap)
Maximum pitch	90°	
Minimum headlap	75mm	
Maximum gauge	312mm	
Body thickness	30mm (nominal)	
Overall depth	71mm	
Cover width	204mm (nominal)	
Hanging length	370mm (nominal)	
Covering capacity (net)	15.7 tiles/m ² at 75mm headlap 17.1 tiles/m ² at 100mm headlap	
Weight of tiling (approx.)	47kg/m ² (0.46 kN/m ²) at 75mm headlap 51kg/m ² (0.50 kN/m ²) at 100mm headlap	
Battens required (net)	3.2 lin.m/m ² at 75mm headlap 3.5 lin.m/m ² at 100mm headlap	
Batten size recommended	38mm x 25mm for rafters/supports not exceeding 450mm centres (fixed to BS 5534) 50mm x 25mm for rafters/supports not exceeding 600mm centres (fixed to BS 5534)	
Tile nails	38mm x 3.35mm	
Fixing clips	Eaves, verge and tile clips	
Authority	BS EN 490	

*The minimum recommended pitch and lap may be influenced by special circumstances, please contact the Technical Advisory Service.

SUSTAINABILITY

- ✓ A⁺ rated in the BRE Green Guide (based on generic rating for UK produced concrete interlocking tiles
Element Refs: 812410007, 812410018, 812410049)
- ✓ BES 6001 Responsible Sourcing certified

CONCRETE FITTINGS

VERGES, RIDGES AND HIPS

Available in a range of colours to match main tiles. Recommended roof pitch may vary depending on product and system used, please contact the Technical Advisory Service.

Description	Cloak verge (Modern, Mendip and Double Roman, see page 57)	Modern ridge †††	Modern security ridge	Segmental ridge†*	Modern mono ridge
Pitch range	n/a	15-55° dry ridge	15-45° bedded	15-55° dry ridge	15-45° bedded
Description	Segmental security ridge	Segmental mono ridge†	Segmental mono block end ridge	Modern mono block end ridge	Third round hip tile‡§
Pitch range	15-50° bedded	15-55° dry ridge	15-55° dry ridge	15-45° bedded	17.5-45° dry ridge
Description	Segmental block end ridge*	Modern block end ridge*	90° Angle ridge/hip (Security 90° Angle also available)	125° Angle ridge/hip (Security 125° Angle also available)**	Pascoll roll baby ridge
Pitch range	15-55° dry ridge	15-55° dry ridge	45-50° bedded	15-25°	15-45°
Description	Half round baby ridge	Ridge vent terminal	Gas vent ridge terminal (Also available: Gas vent ridge for condensing boilers)		
Pitch range	15-55°	15-55° dry ridge	15-55° dry ridge		

§ Compatible with Marley Universal HipFast.


* Compatible with Marley Universal RidgeFast.

** Also available – 145° Angle ridge/hip

† Compatible with Marley ventilated dry ridge system.

‡ Compatible with Marley dry hip system.

Note: All measurements in mm.



Shingles & Shakes

SHINGLES

A truly renewable and sustainable roofing and cladding material.

lowpitch



TECHNICAL DATA

Length	400mm	
Width	75-350mm (random)	
Pitch and gauge	14-21° at 95mm gauge (roof) 22-74° at 125mm gauge (roof)	75-90° at 175mm gauge (vertical)
Maximum pitch	90°	
Thickness	10mm at the butt, tapering	
Covering (bundle)	1.73m ² at 95mm gauge (roof) 2.28m ² at 125mm gauge (roof)	3.2m ² at 175mm gauge (vertical)
Laid weight (approx.)*	8.1kg/m ² at 95mm gauge (roof) 6.1kg/m ² at 125mm gauge (roof)	4.0kg/m ² at 175mm gauge (vertical)
Battens required (net)	10.5 lin.m/m ² at 95mm gauge (roof) 8.0 lin.m/m ² at 125mm gauge (roof)	5.7 lin.m/m ² at 175mm gauge (vertical)
Batten size recommended	38mm x 25mm for rafters/supports not exceeding 450mm centres (fixed to BS 5534) 50mm x 25mm for rafters/supports not exceeding 600mm centres (fixed to BS 5534)	
Fixings	Annular Ringshank Stainless steel or silicon bronze nails – 31 x 1.8mm	
Authority	Cedar Shake and Shingle Bureau	

The minimum recommended pitch and lap may be influenced by special circumstances, please contact the Technical Advisory Service.

* Laid weights shown are for 'clean' untreated shingles.

SHAKES

Premier No. 1 Grade Blue Label Western Red Cedar Shake for roofing and cladding.

lowpitch



TECHNICAL DATA

Length	600mm	
Width	75-300mm (random)	
Pitch and gauge	20°-74° at 190mm gauge (roof) 75°-90° at 250mm gauge (vertical)	
Maximum pitch	90°	
Thickness	19mm at the butt, tapering	
Covering (bundle)	1.39m ² at 190mm gauge (roof) 2.12m ² at 250mm gauge (vertical)	
Laid weight (approx.)*	9.4kg/m ² at 190mm gauge (roof) 6.1kg/m ² at 250mm gauge (vertical)	
Battens required (net)	5.3 lin.m/m ² at 190mm gauge (roof) 3.5 lin.m/m ² at 250mm gauge (vertical)	
Batten size recommended	38mm x 25mm for rafters/supports not exceeding 450mm centres (fixed to BS 5534) 50mm x 25mm for rafters/supports not exceeding 600mm centres (fixed to BS 5534)	
Fixings	Annular Ringshank Stainless steel or silicon bronze nails – 45 x 2.65mm	
Authority	Cedar Shake and Shingle Bureau	

The minimum recommended pitch and lap may be influenced by special circumstances, please contact the Technical Advisory Service.

* Laid weights shown are for 'clean' untreated shingles.

FIXINGS

SOLOFIX

Manufactured from Zial®, an integrated clip and nail that is quick and simple to install. See page 50 for more information and best practice for fixing.

Profile	Pack size (500) Code No.	Pack size (100) Code No.
Anglia	30434	30444
Double Roman	30433	30443
Duo Modern	30430	30440
Eden	30435	30445
Edgemere range	30431	30441
Lincoln	30432	30442
Ludlow Major/EcoLogic	30430	30440
Ludlow Plus	30430	30440
Mendip/Mendip 12.5	30432	30442
Modern	30430	30440
Wessex	30432	30442

UNIVERSAL EAVES CLIP (CODE 30279)



- ▲ Complies with BS 5534
- ▲ Suitable for most concrete or clay tiles
- ▲ Adjusts to roof pitch
- ▲ Strong and durable

STAINLESS STEEL FIXINGS

Description	Code No.	Pack size
Ashmore fixing clip	30130	100
Ashmore Solo clip	30141	250

ZIAL® (ZINC-ALUMINIUM) COATED CLIPS

Description	Code No.	Pack size
Wessex head clip	43610	50
Mendip head clip	43620	250

ALUMINIUM NAIL PACKS

Profile	Code No.	Pack No.	Quantity
Anglia	30349	26	520
Ashmore	30398	31	432
Double Roman	30351	28	308
Duo Modern	30350	27	396
Eden	30349	26	520
Edgemere range	30398	31	432
Lincoln	30349	26	520
Ludlow Major/EcoLogic	30371	32	373
Ludlow Plus	30350	27	396
Mendip	30352	29	287
Modern	30350	27	396
Plain	30348	25	793

ALUMINIUM VERGE AND EAVES CLIP PACKS

Profile	Right hand verge clip and nail pack – 50 clips and nails Code No.	Left hand verge clip and nail pack – 50 clips and nails Code No.	Eave clip and nail pack 100 clips and nails Code No.
Anglia	30284	30286	30274
Ashmore	30263	30263	30297
Double Roman	30289	30290	30275
Duo Modern	30290	30290	30273
Eden	30284	30286	30279*†
Edgemere range	30263	30263	30297
Lincoln	30284	30286	30452*†
Ludlow Major/EcoLogic	30287	30287	30277
Ludlow Plus	30290	30290	30277
Mendip/Mendip 12.5	30288	30287	30276
Modern	30290	30290	30273
Universal	–	–	30279*†
Wessex	30286	30286	30278

* Clips only † Need to purchase nails (30455)

Fixings

OTHER BS 5534 SOLUTIONS

BS 5534 is the British Standard for Slating and Tiling and provides the industry with guidance on best practice relating to the installation of roofs.

MORTAR BEDDED SECURITY RIDGE



Mechanical fixing system for mortar bedded ridge tiles, helping house builders and contractors meet British Standards and NHBC guidelines.

Mortar bedded security ridge kit (illustrated above) 54365
 - 10 No. batten brackets
 - 13 No. clamps
 - 13 No. 75mm x 4.8mm s/s screws
 - 40 No. 25mm x 2.65mm s/s ARS nails

100mm x 4.8mm deep ridge screw pack (for clay half round ridge with profiled tiles)	70000
--	-------

MORTAR BEDDED SECURITY HIP



Mechanical fixing system for mortar bedded hip tiles, helping house builders and contractors meet British Standards and NHBC guidelines.

Mortar bedded security hip kit (illustrated above) 54366
 - 6 No. batten brackets
 - 13 No. clamps
 - 13 No. 75mm x 4.8mm s/s screws
 - 40 No. 25mm x 2.65mm s/s ARS nails

Tile tail clip pack (20 No.)	43602
------------------------------	-------

Tile head clip pack (20 No.)	43604
------------------------------	-------

100mm x 4.8mm deep ridge screw pack (for clay half round ridge with profiled tiles)	70000
--	-------

Secret cut tile clip pack (50 No.)	43607
------------------------------------	-------

SOLOFIX



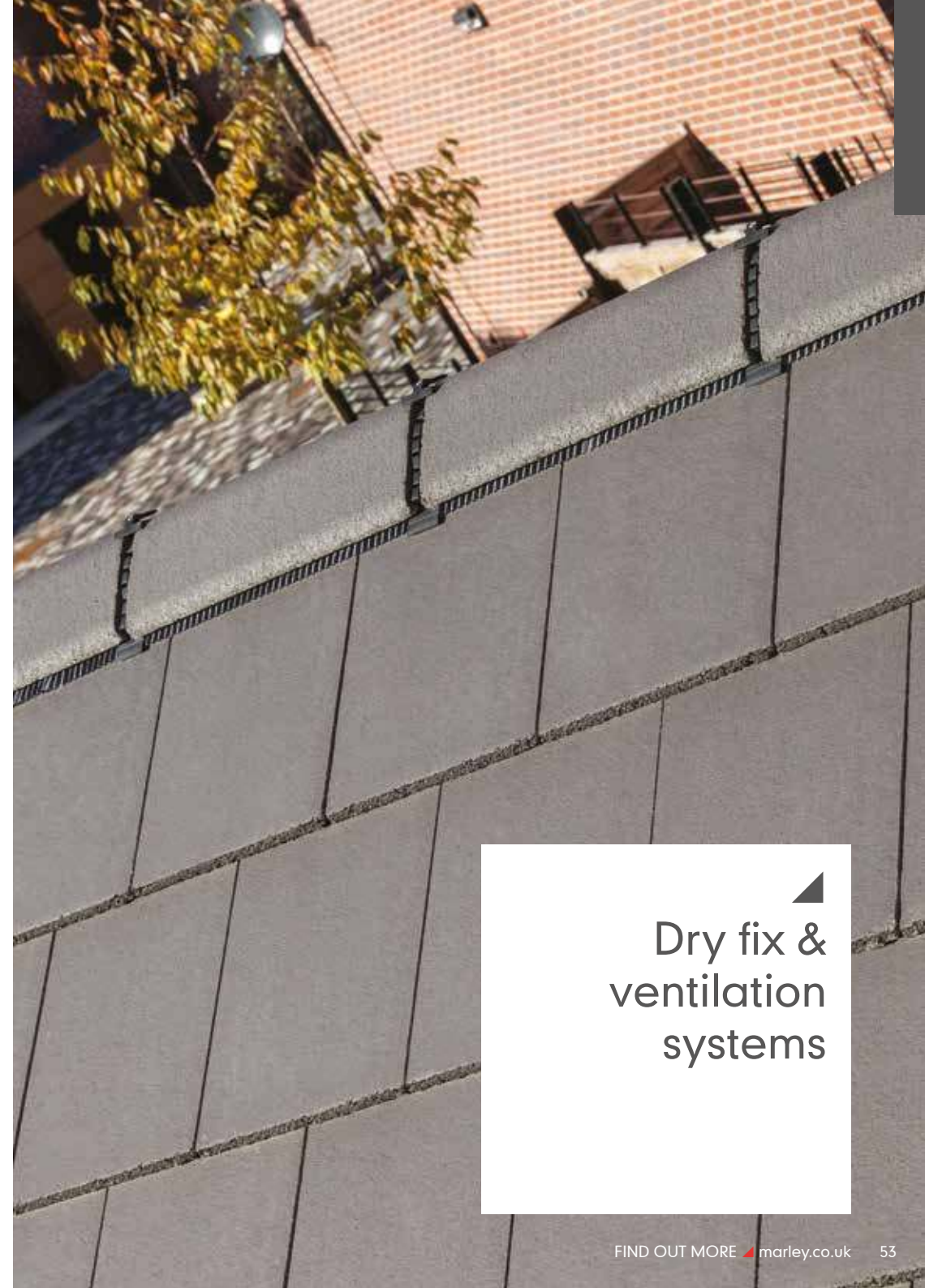
SoloFix is a one-piece clip and nail for all standard interlocking tiles, providing an affordable fixing that not only installs up to 30% faster than traditional clips, but delivers outstanding strength and durability.

BATTEN END CLIPS



These are for use with all dry verge units. Easily fitted to the batten end, they provide easy, fast and positive fixing of dry verge units to the batten end.

Compliant with BS 8612, Code 30214.



▲
**Dry fix &
 ventilation
 systems**

SYSTEM SELECTOR

	CLAY PLAIN TILES	LINCOLN	EDEN	SHINGLES	CONCRETE PLAIN TILES	EDGEMERE RANGE	ASHMORE	LUDLOW PLUS	ANGLIA	DOUBLE ROMAN	LUDLOW MAJOR & ECOLOGIC	MENDIP	MENDIP 12.5	WESSEX	MODERN & DUO MODERN	
UNIVERSAL ROOFING ACCESSORIES																
10mm eaves vent system	•	•	•	•	•	•	•	•	•	•	•	•	•	•	•	•
25mm eaves vent system	•	•	•	•	•	•	•	•	•	•	•	•	•	•	•	•
Dry verge	•	•	•	•	•	•	•	•	•	•	•	•	•	•	•	•
HipFast	•	•*	•	•	•	•	•	•	•	•	•	•	•	•	•	•
RidgeFast	•	•	•	•	•	•	•	•	•	•	•	•	•	•	•	•
Tile vent	•	•	•	•	•	•	•	•	•	•	•	•	•	•	•	•
GRP dry valley system (high)	•	•	•	•	•	•	•	•	•	•	•	•	•	•	•	•
GRP dry valley system (low)	•	•	•	•	•	•	•	•	•	•	•	•	•	•	•	•
Underlays	•	•	•	•	•	•	•	•	•	•	•	•	•	•	•	•
Dry bonding gutters (high)	•	•	•	•	•	•	•	•	•	•	•	•	•	•	•	•
Dry bonding gutters (low)	•	•	•	•	•	•	•	•	•	•	•	•	•	•	•	•
DRY VERGE																
Cloak verge system	•	•	•	•	•	•	•	•	•	•	•	•	•	•	•	•**
Edgemere dry verge	•	•	•	•	•	•	•	•	•	•	•	•	•	•	•	•
Continuous dry verge	•	•	•	•	•	•	•	•	•	•	•	•	•	•	•	•
Ashmore dry verge	•	•	•	•	•	•	•	•	•	•	•	•	•	•	•	•
DRY HIP																
Dry hip system	•	•	•	•	•	•	•	•	•	•	•	•	•	•	•	•
DRY VALLEY																
Plain tile valley	•	•	•	•	•	•	•	•	•	•	•	•	•	•	•	•
VENTILATED DRY RIDGE																
Ventilated dry ridge	•	•	•	•	•	•	•	•	•	•	•	•	•	•	•	•
Ventilated mono dry ridge	•	•	•	•	•	•	•	•	•	•	•	•	•	•	•	•
Ridge roll vent	•	•	•	•	•	•	•	•	•	•	•	•	•	•	•	•
ABUTMENT SYSTEMS																
Top abutment ventilation system	•	•	•	•	•	•	•	•	•	•	•	•	•	•	•	•
Dry soakers	•	•	•	•	•	•	•	•	•	•	•	•	•	•	•	•
Flexfast Lead replacement roll	•	•	•	•	•	•	•	•	•	•	•	•	•	•	•	•
VENTILATION TERMINALS																
Gas vent ridge terminals	•	•	•	•	•	•	•	•	•	•	•	•	•	•	•	•
Ridge vent terminals	•	•	•	•	•	•	•	•	•	•	•	•	•	•	•	•
In-line vents and contour vents	•	•	•	•	•	•	•	•	•	•	•	•	•	•	•	•
Tile vent terminals	•	•	•	•	•	•	•	•	•	•	•	•	•	•	•	•
Ventilation roof tile	•	•	•	•	•	•	•	•	•	•	•	•	•	•	•	•
Ridge vent for condensing boiler	•	•	•	•	•	•	•	•	•	•	•	•	•	•	•	•
SOLARTILE®																
Roof Defence	•	•	•	•	•	•	•	•	•	•	•	•	•	•	•	•

Subject to minimum rafter length and roof pitch requirements – contact the Technical Advisory Service for assistance.

* Contact the Technical Advisory Service for further advice. ** Suitable for Modern only.

UNIVERSAL ROOFING ACCESSORIES

Suitable for use with Marley roofing products and those of other manufacturers.†

UNIVERSAL 10MM/25MM EAVES VENT



Designed to provide low level ventilation to roof voids in an efficient and unobtrusive manner for roof pitches from 12.5-55°. For all tiles and slates.

Universal 10mm eaves vent system (6m pack)	46350
- 6m eaves rafter roll	
- 6 No. 2-in-1 vented eaves	
Universal 25mm eaves vent system (6m pack)	46351
- 6m eaves rafter roll	
- 10 No. felt support tray	
- 6 No. strip ventilator	
Comb filler strip	30425
Continuous rafter roll (2 x 6m)	46323


UNIVERSAL DRY VERGE



The Marley Universal Dry Verge system has been designed to make verge detailing secure, BS 5534 compliant and elegantly simple.

Dry verge system	
32 No. left hand units	
Brown	39113
Grey	39111
Terracotta	39114
28 No. right hand units	
Brown	39213
Grey	39211
Terracotta	39214
Starter pack (also available)	53931
End caps	
Modern ridge	394*
Segmental ridge	395*
Modern mono-ridge	Left hand 408*
	Right hand 409*
Segmental mono-ridge	Left hand 427*
	Right hand 428*
Dry verge refurbishment kit	53580

UNIVERSAL RIDGEFAST SYSTEM



Simple and rapidly installed ventilated dry ridge system providing 5mm continuous ventilation. Compatible with all tiles and slates from 15-60° dependent on circumstances.

Universal RidgeFast system (6m pack)	53300
- 6m length ridge roll	
- 10 No. ridge batten brackets	
- 13 No. ridge union straps	
- 13 No. ridge union clamps	
RidgeFast/HipFast Union Packs (pack quantity 6)	53303
RidgeFast blanking tape (optional)	33001
100mm x 4.8mm deep ridge screw pack (for clay third round hips with profiled tiles)	70000

UNIVERSAL HIPFAST SYSTEM



Simple and rapidly installed ventilated dry hip system, compatible with all tiles and slates up to 45° (suitable up to 60° subject to tile/slate profile and hip tile type).

Universal HipFast system (6m pack)	53400
- 6m length hip roll	
- 6 No. batten brackets	
- 13 No. hip unions	
- 2 No. tapered filler units	
Hip support trays	34002
- 9 No. 715mm	
RidgeFast/HipFast Union Packs	53303
Tile head clip pack (20 No.)	43604
Tile tail clip pack (20 No.)	43602
Secret cut tile clip pack (50 No.)	43607
100mm x 4.8mm deep ridge screw pack (for clay third round hips with profiled tiles)	70000

More about our dry fix systems

Our website contains a wealth of information about dry fix and ventilation solutions, including the Universal range, which not only works with our roof tiles and slates, but those of other manufacturers too: marley.co.uk/dryfix

† Check with the manufacturer to confirm compatibility with Marley systems.

* Suffix with colour code 01 Grey, 03 Brown, 04 Terracotta

** Contact Technical Advisory Service for more information

UNIVERSAL UNDERLAYS



Marley Universal underlays are high performance roof membranes which are zone 1-5 compliant, in accordance with BS 5534.

Universal vapour permeable underlay (50m)	MA33150
Universal non-breathable underlay (45m)	MA33145
Universal 125 vapour permeable underlay (50m)	MA33155

UNIVERSAL ROOFING ACCESSORIES

Suitable for use with Marley roofing products and those of other manufacturers.†

UNIVERSAL GRP DRY VALLEY



Mortar-free solution suitable for use with concrete interlocking tiles and concrete/clay plain tiles. Suitable on rafter pitches from 15-60° and accommodates up to 20° pitch difference either side of valley.

Universal GRP dry valley	
(3m lengths)	
low profile	30422
high profile	30421

UNIVERSAL PLAIN TILE VENT



Designed for natural, mechanical or soil pipe ventilation. Provides 10,000mm² free area of ventilation. Suitable for concrete and clay plain tile roof pitches 35° and above‡.

Universal plain tile vent	
Grey	45501
Brown	45503
Red	45505

Flexible pipe ID 110mm (sold separately)	39091	
--	-------	--

Pressure resistance values			
Pa (litres/sec airflow)	15	30	60

Free air area (10,000mm ²)	13.6	53.7	21
--	------	------	----

‡ Please note minimum pitch of tile will apply.

UNIVERSAL TILE VENT



Suitable for roof void ventilation and connection to 110mm soil/mechanical extraction. Compatible with large format interlocking tiles and roof pitches 20° and above.

Universal Tile vent	
Grey	36700
Brown	36703
Terracotta	36704
Flexible pipe	39091

DRY FIX & VENTILATION

CLOAK VERGE SYSTEMS



Provides a mechanically fixed, durable, maintenance free verge solution. Suitable up to 45° for Mendip, Modern, Double Roman tiles and 55° for plain tiles.

Mendip cloak verge (illustrated above)	
Left hand	245
Right hand	246
Mendip half tile	147
Mendip fixing kit	54252

Double Roman cloak verge	
Left hand	265
Right hand	266
Double Roman half tile	102
Double Roman fixing kit	54252

Concrete plain tile cloak verge	
Left hand	249
Right hand	250

Segmental block end ridge	191
---------------------------	-----

Segmental mono block end ridge	
Left hand	189
Right hand	190

Modern cloak verge	
Left hand	371
Right hand	370
Modern cloak verge half tile	372
Modern fixing kit	53730

Modern block end ridge	374
------------------------	-----

Modern mono block end ridge	
Left hand	375
Right hand	376

Clay plain tile cloak verge	
Left hand	MAKE**ZLVTB
Right hand	MAKE**ZRVTB

** Suffix with colour code: 001 Red Smooth, 003 Red Sandfaced, 004 Heather Sandfaced, 006 Farmhouse Brown, 007 Grey Sandfaced, 009 Brindle, 033 Heather Blend, 034 Burnished, 151 Ashurst, 150 Aylesham Mix, 142 Loxleigh, 402 Dark Heather, 403 Staffs Mix, 406 Staffs Blue, 408 Blue Smooth

EDGEMERE DRY VERGE SYSTEM



Compatible with Edgemere, this new dry verge provides a strong, mechanically fixed, weathertight verge that meets the requirements of BS 5534. The system is fast and simple to install and offers a sleek, maintenance-free verge solution.

Verge units	
Left hand	381*
Right hand	382*

Edgemere dry verge fixing kit	53830
-------------------------------	-------

End caps	
Edgemere ridge	384*
Modern mono-ridge	Left hand 408*
	Right hand 409*
Segmental mono-ridge	Left hand 427*
	Right hand 428*

Dry verge refurbishment kit	53580
-----------------------------	-------

* Suffix with colour code 01 Grey, 03 Brown

CONTINUOUS DRY VERGE



Continuous dry verge provides a strong, weathertight and maintenance-free verge that meets the requirements of BS 5534. The system is fast and simple to install and offers sleek, uninterrupted verges without the need for mortar.

Continuous dry verge	
Verge section (3 metre)	38501
Fixing kit	38510

† Check with the manufacturer to confirm compatibility with Marley systems.

DRY FIX & VENTILATION

ASHMORE DRY VERGE



Compatible with Ashmore, this new dry verge provides a strong, mechanically fixed, weathertight verge that meets the requirements of BS 5534. The system is fast and simple to install and offers a sleek, maintenance-free verge solution.

Verge units

Ashmore dry verge starter unit	MA39901
Left hand Grey	MA39611
Right hand Grey	MA39711
Left hand Brown	MA39613
Right hand Brown	MA39713
Left hand Terracotta	MA39614
Right hand Terracotta	MA39714

End caps

Segmental ridge end cap Grey	MA39801
Segmental ridge end cap Brown	MA39803
Segmental ridge end cap Terracotta	MA39804

DRY HIP SYSTEM



Suitable for all concrete tiles when used in conjunction with Third round or Modern hip tiles for roof pitches 15-45°.

Batten section	43300
-----------------------	-------

Fixing kits

Low profile	54360
High profile	54361

Hip tail clip pack	43602
--------------------	-------

Ridge unions

Modern ridge union	4140*
Third round hip union	4350*

Apex caps

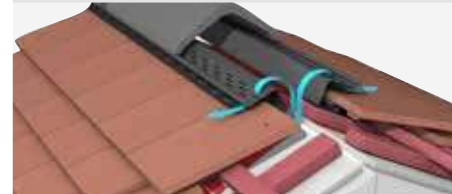
Modern hip apex cap	(15-24°)	4381*
	(25-35°)	4382*
	(36-45°)	4383*
	(15-24°)	4371*
Third round hip apex cap	(25-35°)	4372*
	(36-45°)	4373*

Block end hip tiles

Third round block end hip tile	291
Modern block end hip tile	292

* Suffix with colour code 01 Grey, 03 Brown, 04 Terracotta

VENTILATED DRY RIDGE SYSTEM



Mechanically fixed, weathertight and mortar free solution providing 5mm continuous ridge ventilation. Suitable for concrete tiles when used on roof pitches up to 55°**.

Batten sections

Low profile	41101
High profile	41201
Steep pitch (low profile)	41102
Steep pitch (high profile)	41202

Ridge unions

Segmental ridge union	413*
Modern ridge union	414*
Modern/segmental adaptor ridge union	420*

Concrete tiles & slates fixing kit	41000
------------------------------------	-------

Filler units†

Lincoln	42107
Double Roman - vented	42105
Modern, Duo Modern, Edgemere - vented	41501
Ludlow Major/EcoLogic - vented	41601
Ludlow Plus - vented	41508
Mendip - vented	41701
Wessex - vented	41901
Anglia - vented	41506
Fibre Cement Slates	41705

Apex caps

Segmental ridge junction	439*
Modern ridge junction	440*

* Suffix with colour code 01 Grey, 03 Brown, 04 Terracotta

** For roof pitches over 35°, speak to the Technical Advisory Service

† Where non-vented dry ridge is required, use Blanking Tape (2 x 2m, code 33001)

VENTILATED DRY MONO RIDGE SYSTEM



Mechanically fixed, weathertight and mortar free solution providing 5mm continuous ridge ventilation. Suitable for concrete tiles when used on roof pitches up to 55°**.

Batten sections

Low profile	41101
High profile	41201
Steep pitch (low profile)	41102
Steep pitch (high profile)	41202

Ridge unions

Segmental mono ridge union	423*
Concrete tiles & slates fixing kit	41000

Filler units†

Double Roman - vented	42105
Plain, Modern, Duo Modern, Edgemere - vented	41501
Lincoln	42107
Ludlow Major/EcoLogic - vented	41601
Ludlow Plus - vented	41508
Mendip - vented	41701
Wessex - vented	41901
Anglia - vented	41506
Fibre Cement Slates	41705

* Suffix with colour code 01 Grey, 03 Brown, 04 Terracotta

† Where non-vented dry ridge is required, use Blanking Tape (2 x 2m, code 33001)

DRY FIX & VENTILATION

TOP ABUTMENT VENTILATION SYSTEM



Designed to provide a totally dry fixed and weathertight top abutment that is fast and simple to install and at the same time provides ventilation at apex of the abutment.

Batten sections	
Low profile	41101
High profile	41201
Steep pitch (low profile)	41102
Steep pitch (high profile)	41202
Lead support strip	42505
<hr/>	
Fixing Kits	41000
Filler units†	
Lincoln Filler Unit	42107
Double Roman – vented	42105
Modern, Duo Modern, Edgemere – vented	41501
Ludlow Major/EcoLogic – vented	41601
Ludlow Plus – vented	41508
Mendip – vented	41701
Wessex – vented	41901
Anglia – vented	41506
Fibre cement slates – vented	41705

FLEXFAST LEAD REPLACEMENT ROLL



Flexfast is an easy-to-use, lightweight flashing for abutments at walls, side and top, abutments at rising parts of structures such as dormers and chimneys.

5m x 450mm x 1.7mm	MA42611
5m x 300mm x 1.7mm	MA42610
Trim	MA42345

DRY FIX SOAKERS



An easy-to-install, lightweight and highly affordable way to reduce both the material and labour costs associated with lead at side abutments.

Modern dry soakers	
Left hand	MA30476
Right hand	MA30477
<hr/>	
Edgemere dry soakers	
Left hand	MA30474
Right hand	MA30475
<hr/>	
Ashmore dry soakers	
Left hand	MA30472
Right hand	MA30473
<hr/>	
Clay/concrete plain tile dry soakers	
Left hand	MA30478
Right hand	MA30479
<hr/>	
Fibre cement slate dry soakers	
Left hand and right hand	MA30480

BONDING GUTTERS



Easy-to-install, lightweight and highly affordable way to reduce the need for mortar and lead at the junction between two different roof coverings.

High profile	MA40471
Low profile	MA40470

CLAY IN-LINE VENT



Real clay tile slips provide visual integration on roof slope and 10,000mm² free area of ventilation.

Clay in-line tile ventilator	MAKE**ZICVB
Clay in-line tile adaptor	MAGL902ZVPAB
Flexible pipe	39091

** Suffix with colour code: 001 Red Smooth, 003 Red Sandfaced, 004 Heather Sandfaced, 006 Farmhouse Brown, 007 Grey Sandfaced, 009 Brindle, 033 Heather Blend, 034 Burnished, 113 Ashurst, 122 Aylesham Mix, 142 Loxleigh, 402 Dark Heather, 403 Staffs Mix, 406 Staffs Blue, 408 Blue Smooth

RIDGE VENT TERMINALS



Suitable for natural soil, or mechanical ventilation. Provides high level ventilation for concrete tiles (9,500mm² free area), clay plain tiles (10,000mm² free area).

Ridge vent terminal	
Illustrated above – for natural ventilation of the roof void apex and connection to mechanical ventilation systems.	
For concrete tiles	198
<hr/>	
Gas vent ridge terminal for condensing boilers	
Segmental	254
Modern	255

Gas vent ridge terminal (concrete tiles)	
For connection to gas appliances of rated input of 60 Kw max. only (not suitable for gas condensing boilers or oil fired boilers).	
With extension piece	256
Gasket set (spare)	30346
Plumbers accessory pack	39090

For full product codes, please speak to Customer Services on 08705 626400.

TILE VENT TERMINALS



Available in a wide range of colours and finishes, provides for high/low level roof space ventilation. Suitable for natural soil, or mechanical ventilation (except Ashmore)†.

Terminals (with spigot)	
Mendip (illustrated above)	294
Edgemere	259
Modern	295
Wessex	296
Ludlow Major/EcoLogic	297
Double Roman	298
Flexible pipe	39091
<hr/>	
Ventilation roof tiles (with catchment tray)	
Ashmore	263

Available in all colours to match main tiles.

† Minimum pitch of tile will apply.

CONTOUR IN-LINE VENTS



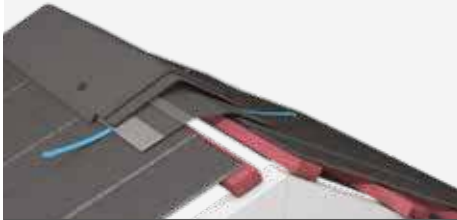
Discreet high performance vent terminals for high/low level roof space ventilation. Suitable for soil and mechanical ventilation. Minimum roof pitch 22.5° (except Plain tiles 35°).

Contour tile vents	
Mendip	452*
Ashmore	450*
Plain	455*
Edgemere	465*
Modern	451*
Wessex	459*
Ludlow Major/EcoLogic	456*
Double Roman	453*
Ludlow Plus	457*
Anglia	460*
Flexible pipe	39091

* Suffix with colour code 01 Grey, 03 Brown, 05 Red

DRY FIX & VENTILATION FOR SLATES

UNIVERSAL RIDGE ROLL



Simple and rapidly installed dry fix system providing 5mm continuous ridge ventilation. Compatible with fibre cement slates and ridges.

Ridge roll (6m)	Code
	33010



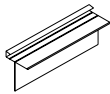
Fibre cement slate vented filler unit	Code
	41705

CONTINUOUS SLATE DRY VERGE



Easy-to-install continuous dry verge system, made from powder-coated aluminium, providing a neat weatherproof and durable finish for slates.

Verge trim (3m) (pack of 8)	Code
	42206



GRP SLATE DRY VALLEY SYSTEM



Developed to allow the designer freedom to specify a completely mortar-free roof, this system utilises the latest GRP technology. The advanced and unique parabolic gutter section improves discharge rates without added gutter depth.

Valley trough (3m)	Code
	30578

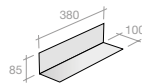


DRY FIX SOAKERS




The Marley range of individual dry soakers are an easy to install, lightweight and highly affordable way to reduce both the material and labour costs associated with lead at side abutments.

Dry soaker (pack of 10)	Code
	30480 (for both left and right hand)




IN-LINE SLATE VENTILATOR



Ideal for roofs where the normal ventilation airpath is blocked by valleys, abutments, hips, dormer windows and firebreaks or party walls or where it is not possible to incorporate standard eaves or ridge ventilation.

In-line slate ventilator	Code
	EU_UNIVSLATEVENT



In-line slate vent adaptor	Code
	EU_INLINESLATEADAP

Flexible pipe	Code
	39091

SLATER'S TUB AND FIXINGS



- ▲ All the fixings you need in a tub
- ▲ Perfectly shaped to sit safely on roof
- ▲ 2000 copper nails (30 x 2.65mm gauge)
- ▲ 1000 copper disc rivets
- ▲ Complies with BS 5534

	Code
Slater's Tub	30213
Copper disc rivets (per 1000)	30211
Copper nails (per 1000) (30mm x 2.65mm)	30212
Slate hooks (per 500) (150mm x 3mm)	EU_SLATEHOOKS
Self-sealing screws (per 500) (60mm x 14 gauge) (Blue/Black)	EU_SSEALSCREW60BB



Here to help

Getting our knowledge to you and your project smoothly and efficiently

CUSTOMER SERVICES

Knowledgeable and friendly staff are available to offer quotations, expert advice, deal with orders and all other enquiries.

Account customers call 08705 626400

Non-account customers call 01283 722588

TECHNICAL ADVICE

Our Technical Advisory Service is staffed by a qualified team with specialist knowledge.

Call 01283 722330

e-mail roofing@marley.co.uk

TOOLS

Tools and assets that make design and specification as straightforward as possible.

ROOF SYSTEM SELECTOR

Easy-to-use and comprehensive system finder delivering results from choice of pitch, material or tile type:

marley.co.uk/productselector

SPECIFICATION TOOLS

Specrite, Estimator and Tilefix are online tools designed to give the specifier and installer all the specification and installation help they need:

marley.co.uk/specrite

marley.co.uk/estimator

marley.co.uk/tilefix



SAMPLES

Experiencing the vast variety of textures and colours that our roof tiles provide up close can guide you in the decision-making process when selecting roof coverings. Our efficient sample service can help you in this process.

marley.co.uk/samples



TECHNICAL ADVICE

The best roofing systems and product solutions demand the best technical advice and back up. Our experience and knowledge are second to none.

Contact our Technical Advisory Team

[01283 722330](tel:01283722330)



NATIONAL COVERAGE

We have experts on hand across the country that understand the local vernacular and can help you design a bespoke roofing system for your project.

Find your local specialist by visiting

marley.co.uk/contact-us



TRAINING & CPD

We offer a range of training courses and CPD's to suit your level of roofing knowledge, skills and interests.

marley.co.uk/training

MINIMUM BANDED QUANTITIES

CLAY PLAIN TILES				
	No. per band	No. of bands per pallet	Qty. per pallet	Min. order qty.
Acme/Hawkins tiles	12	105	1260	per band
Acme/Hawkins eaves	15	100	1500	per band
Acme/Hawkins gables	12	63	756	per band
Ashdowne tiles	11	105	1155	per band
Ashdowne eaves	15	100	1500	per band
Ashdowne gables	12	63	756	per band
Canterbury handmade tiles	n/a	n/a	860	each
Canterbury handmade eaves	n/a	n/a	860	each
Canterbury handmade gables	n/a	n/a	560	each
Creasing tiles	n/a	n/a	1260	per pallet

CLAY PROFILED TILES				
	No. per band	No. of bands per pallet	Qty. per pallet	Min. order qty.
Eden pantiles	4	104	416	per pallet
Eden left hand verge tiles	4	104	416	per band
Lincoln tiles	4	88	352	per pallet
Lincoln left hand verge tiles	4	88	352	per band

CONCRETE TILES				
	No. per band	No. of bands per pallet	Qty. per pallet	Min.order qty.
Anglia	38	12	456	per pallet
Ashmore	6	46	276	per pallet
Double Roman	32	6	192	per pallet
Ecologic	36	6	216	per pallet
Edgemere range	40	6	240	per pallet
Ludlow Major	36	6	216	per pallet
Ludlow Plus	43	12	516	per pallet
Mendip range	32	6	192	per pallet
Modern and Duo Modern	32	6	192	per pallet
Plain tiles	10	90	900	per pallet
Plain eaves/top	10	120	1200	per band
Plain tile and half	10	54	540	per band
Wessex	32	6	192	per pallet

FEATURE TILES		
	No. per band	Min. order qty.
Burnished	12	504
Farmhouse Brown	12	504
Grey Sandfaced	12	504
Heather Sandfaced	12	504
Red Sandfaced	12	504
Red Smooth	12	504
Staffordshire Blue	12	504

Any tile colours not listed are sold loose.

SHINGLES AND SHAKES		
	No. of bundles per pallet	Min. order qty.
Shingles	20	1 pallet
Shakes	24	1 pallet

BATTENS				
	No. per bundle	No. of bands per pack	Qty. per pack	Min. order qty.
19 x 38mm	10	70	700	4 packs
19 x 50mm	10	55	550	4 packs
25 x 38mm	10	56	560	4 packs
25 x 50mm	10	44	440	4 packs

MANUFACTURING & STOCKING LOCATIONS

1 GLASGOW ■

Marley Ltd, Kirkintilloch Road,
Cadder, Bishopbriggs, Glasgow G64 2PY

Open for collections
Mon-Thur: 6:30am - 3:00pm
Fri: 6:30am - 2:00pm

2 GAINSBOROUGH ■

Marley Ltd, Old Shipyard, Beckingham,
Gainsborough DN21 1NG

Open for collections
Mon-Fri: 9:00am - 11:00am and
14.00pm - 16.00pm

3 KEELE ■ ■

Marley Ltd, Ridgehill Drive,
Madeley Heath, Crewe,
Cheshire CW3 9LY

Open for collections
Mon-Fri: 7:30am - 4:00pm

4 BURTON ■ ■ ■

Marley Ltd, Lichfield Road,
Branston, Burton upon Trent DE14 3HD

Open for collections
Mon-Thur: 7:00am - 3:00pm
Fri: 7:00am - 2:00pm

5 BRIDGEND ■ ■

Marley Ltd, St Mary's Hill, Mynydd Ruthin,
Bridgend, Mid Glamorgan CF35 5DU

Open for collections
Mon-Fri: 8:00am - 4:00pm



KEY

- Clay
- Clay profiled tiles
- Concrete
- Timber
- Solar

6 BEENHAM ■

Marley Ltd, Grange Lane, Bath Road,
Beenham, Reading RG7 5PU

Open for collections
Mon-Fri: 7:00am - 3:30pm

7 WROTHAM ■ ■ ■

Marley Ltd, London Road, Wrotham,
Kent TN15 7RW

Open for collections
Mon-Fri: 7:30am - 4:00pm

NOTES



This publication is based on the latest data available at the time of printing. Due to product changes, improvements and other factors, the Company reserves the right to change or withdraw information contained herein without prior notice. For specific applications users should refer to the Technical Advisory Service and relevant Standards and Codes of Practice for guidance. The photography shown in the document should not necessarily be taken as recommendations of good practice. The printing process restricts the exact representation of colours. For true colour reference, please request product samples.