


Mortice Latches and Catches



23001 Mortice latch

- case depth 64, height 70, backset 44
 - case depth 77, height 70, backset 57
- Rebate sets **24004** for 13, 19, 25 rebates are available

23002 Mortice latch

- case depth 125, height 70, backset 102
 - case depth 152, height 70, backset 127
- Rebate sets **24005** for 13, 19, 25 rebates are available

23003 Tubular latch

- tube depth 64, backset 44
 - tube depth 79, backset 60
 - tube depth 100, backset 75
 - tube depth 127, backset 100
 - tube depth 151, backset 130
- Rebate set **24006** for 13 rebates is available

23004 Oval cylinder mortice nightlatch case only

- case depth 65, height 70, backset 47
 - case depth 77, height 70, backset 60
- Rebate sets **24004** for 13, 19, 25 rebates are available

26001 Single oval cylinder

- different lengths available to suit door thickness


45001 Adjustable roller catch

- forend size 76 x 22, depth of catch 48

45002 Adjustable roller catch

- forend size 57 x 13, depth of catch 30

Mortice Locks - 1 of 2



22001 3 Lever upright mortice lock
– case depth 55, height 108, backset 32
– case depth 65, height 108, backset 44
– case depth 76, height 108, backset 57
– case depth 102, height 108, backset 83
Rebate sets **24001** for 13, 19, 25 rebates are available


22002 3 Lever horizontal mortice lock
– case depth 124, height 70, backset to follower 102
– case depth 150, height 70, backset to follower 127
Rebate sets **24002** for 13, 19, 25 rebates are available

22003 3 Lever mortice deadlock
– case depth 65, height 70, backset 44
– case depth 76, height 70, backset 57
Rebate sets **24003** for 13, 19, 25 rebates are available

22011 5 Lever upright mortice lock – to BS3621
– case depth 67, height 111, backset 45
– case depth 79, height 111, backset 57
Rebate sets **24008** for 13, 19, 25 rebates are available

22013 5 Lever mortice deadlock – to BS3621
– case depth 67, height 71, backset 45
– case depth 79, height 71, backset 57
Rebate sets **24009** for 13, 19, 25 rebates are available

Mortice Locks - 2 of 2



22004 Upright bathroom lock

- case depth 65, height 108, backset 44
 - case depth 76, height 108, backset 57
 - case depth 102, height 108, backset 83
- Rebate sets 24001 for 13, 19, 25 rebates are available

22005 Horizontal bathroom lock

- case depth 124, height 70, backset to follower 102
 - case depth 150, height 70, backset to follower 127
- Rebate sets 24002 for 13, 19, 25 rebates are available


22006 Mortice escape deadlock

- case depth 76, height 108, backset 57
- Rebate sets 24007 for 13, 19, 25 rebates are available

29001 Mortice deadbolt

- case depth 78, height 38, backset 58

Rim Locks and Latches



21001 Flanged rim lock
– case 125 x 100, backset to follower 95
– case 150 x 100, backset to follower 120
Handed – left hand illustrated

21002 Unflanged rim lock
– case 125 x 75, backset to follower 95
– case 150 x 75, backset to follower 120
– case 175 x 110, backset to follower 138
– case 200 x 110, backset to follower 165
Handed – right hand illustrated

21004 Unflanged rim latch
– case 125 x 75, backset 95
– case 150 x 75, backset 120
Not handed
Flanged version also available **21003**
– case 125 x 100
– backset 95

21006 Unflanged bathroom latch
– case 100 x 75, backset 69
– case 125 x 75, backset 95
Handed – right hand illustrated
Flanged version also available **21005**
– case 100 x 100, backset 69, and 125 x 100,
backset 95

21007 Beggar's latch
– case 76 x 64
Handed – left hand illustrated
Can be supplied with reversed bolt