

Mortice Knobs - 1 of 3



34300 Mortice knob
- knob diameter 51
- rose diameter 51

34301 Mortice knob
- knob diameter 51
- rose diameter 51

34302 Mortice knob
- knob diameter 51
- rose diameter 51

34303 Mortice knob
- knob diameter 51
- rose diameter 51

34308 Mortice knob
- knob diameter 61
- rose diameter 63

All these mortice knobs can be made to suit rim locks.

34308 dark mahogany with antique brass finished components.



Mortice Knobs - 2 of 3



34200 Mortice knob (illustrated)

34202 Mortice knob (illustrated)

34205 Mortice knob (illustrated)

34207 Mortice knob as **34205** but with disc

34210 Mortice knob (illustrated)

34212 Mortice knob as **34210** but with disc

34215 Mortice knob (illustrated)

34217 Mortice knob as **34215** but with disc

34310 Mortice knob (illustrated)

34312 Mortice knob as **34310** but with disc

Dimensions of all these mortice knobs

– diameter 51, projection 64

All these mortice knobs can be made to suit rim locks.

34215 lacquered beech with polished chrome plated component.



See all the 169 combinations of materials and finishes on pages 46-52

Mortice Knobs - 3 of 3



34220 Mortice knob (illustrated)

34222 Mortice knob (illustrated)

34225 Mortice knob (illustrated)

34227 Mortice knob as **34225** but with disc

34235 Mortice knob (illustrated)

34237 Mortice knob as **34235** but with disc

Dimensions of all these mortice knobs

– diameter 51, projection 70

34220 iroko with copper plated component.



See all the 169 combinations of materials and finishes on pages 46-52

Call us now on 01494 774779

Email: enquiries@silverkite.co.uk

Silver Kite Architectural Ironmongery - Arbor Range

Lever Handles - 1 of 3



Our eight distinctive designs of lever handles are sprung and are available on a round rose, lock plate, latch plate, or as bathroom sets.

The lock plates can be machined for oval profile or euro profile cylinders.

Dimensions:-

Round rose lever sets – rose diameter 51

Lever lock sets – plate 240 x 45

Lever latch sets – plate 240 x 45

Bathroom lever sets – plate 240 x 45

As with all of our Arbor Range, the lever handles are available in a combination of 169 different materials and finishes.

Illustrated here are rosewood levers with polished nickel plated components.

Bathroom Sets

The bathroom sets incorporate two different designs of turnpieces – type A, and type B.



When specifying, just add an A or a B to the product code for the bathroom lever set.

[See all the 169 combinations of materials and finishes on pages 46-52](#)

Call us now on 01494 774779

Email: enquiries@silverkite.co.uk

Silver Kite Architectural Ironmongery - Arbor Range

Lever Handles - 2 of 3



35211 (illustrated) Lever handle – round rose
35212 Lever latch set with **35211** lever
35213 Lever lock set with **35211** lever
35214 Lever bathroom set with **35211** lever
35215 Lever lock set for oval profile cylinder with **35211** lever
35216 Lever lock set for euro profile cylinder with **35211** lever

35311 (illustrated) Lever handle – round rose
35312 Lever latch set with **35311** lever
35313 Lever lock set with **35311** lever
35314 Lever bathroom set with **35311** lever
35315 Lever lock set for oval profile cylinder with **35311** lever
35316 Lever lock set for euro profile cylinder with **35311** lever.

35461 (illustrated) Lever handle – round rose
35462 Lever latch set with **35461** lever
35463 Lever lock set with **35461** lever
35464 Lever bathroom set with **35461** lever
35465 Lever lock set for oval profile cylinder with **35461** lever
35466 Lever lock set for euro profile cylinder with **35461** lever

35561 (illustrated) Lever handle – round rose
35562 Lever latch set with **35561** lever
35563 Lever lock set with **35561** lever
35564 Lever bathroom set with **35561** lever
35565 Lever lock set for oval profile cylinder with **35561** lever
35566 Lever lock set for euro profile cylinder with **35561** lever

35561 dark oak with antique brass finished components.



Dimensions:-

Round rose lever sets – rose diameter 51

Lever lock sets – plate 240 x 45

Lever latch sets – plate 240 x 45

Bathroom lever sets – plate 240 x 45

See all the 169 combinations of materials and finishes on pages 46-52

Call us now on 01494 774779

Email: enquiries@silverkite.co.uk

Silver Kite Architectural Ironmongery - Arbor Range

Lever Handles - 3 of 3



35361 (illustrated) Lever handle – round rose
35362 Lever latch set with **35361** lever
35363 Lever lock set with **35361** lever
35364 Lever bathroom set with **35361** lever
35365 Lever lock set for oval profile cylinder with **35361** lever
35366 Lever lock set for euro profile cylinder with **35361** lever

35411 (illustrated) Lever handle – round rose
35412 Lever latch set with **35411** lever
35413 Lever lock set with **35411** lever
35414 Lever bathroom set with **35411** lever
35415 Lever lock set for oval profile cylinder with **35411** lever
35416 Lever lock set for euro profile cylinder with **35411** lever

35611 (illustrated) Lever handle – round rose
35612 Lever latch set with **35611** lever
35613 Lever lock set with **35611** lever
35614 Lever bathroom set with **35611** lever
35615 Lever lock set for oval profile cylinder with **35611** lever
35616 Lever lock set for euro profile cylinder with **35611** lever

35661 (illustrated) Lever handle – round rose
35662 Lever latch set with **35661** lever
35663 Lever lock set with **35661** lever
35664 Lever bathroom set with **35661** lever
35665 Lever lock set for oval profile cylinder with **35661** lever
35666 Lever lock set for euro profile cylinder with **35661** lever

35411 cherry with imitation bronze metal antique finished components.

Dimensions:-

Round rose lever sets – rose diameter 51

Lever lock sets – plate 240 x 45

Lever latch sets – plate 240 x 45


Bathroom lever sets – plate 240 x 45

See all the 169 combinations of materials and finishes on pages 46-52

Call us now on 01494 774779

Email: enquiries@silverkite.co.uk

Finger Plates



36008 Finger plate
– size 305 x 64
can be supplied without the cover head screws

36011 Finger plate
– size 305 x 75

36018 Finger plate
– size 305 x 64
can be supplied with cover head screws as **36008**

36019 Finger plate
– size 305 x 75

All these finger plates can be made
in other sizes.

36011 dark oak with antique brass
finished component.



Silver Kite Architectural Ironmongery - Arbor Range

Escutcheons, Turnpiece/Release Sets, Coat Hook



34600 Turnpiece and emergency release

– type A - concealed fixing – diameter 32

34601 Turnpiece and emergency release (not illustrated)

– type A – visible fixing – diameter 32

34602 Turnpiece and emergency release

– type B – concealed fixing – diameter 32

34603 Turnpiece and emergency release (not illustrated)

– type B – visible fixing – diameter 32

37016 Escutcheon

– diameter 39

37038 Escutcheon for euro cylinder

– diameter 50, projection 6

37039 Escutcheon for oval cylinder

– diameter 50, projection 6

71008 Coat hook

– diameter 15, projection 22

Can be made in other sizes.

37016 lacquered beech with
imitation bronze metal antique
finished component.



Call us now on 01494 774779

Email: enquiries@silverkite.co.uk

Pull Handles - 1 of 2



These pull handles can be made to whatever length is required, and we can also make the fixing centres to whatever dimension is needed. This makes retrofitting to existing doors very easy.

They can be supplied for face fix or bolt through fitting.

38111 Pull handle
– diameter 25, standard length 250

38121 Pull handle
– diameter 25, standard length 250

38131 Pull handle
– diameter 25, standard length 250

38141 Pull handle
– diameter 25, standard length 250

38121 natural oak with satin nickel plated components.



See all the 169 combinations of materials and finishes on pages 46-52

Pull Handles - 2 of 2



These pull handles can be made to whatever length is required, and we can also make the fixing centres to whatever dimension is needed. This makes retrofitting to existing doors very easy.

38115 Pull handle

– diameter 25, standard length 250

38125 Pull handle

– diameter 25, standard length 250

38135 Pull handle

– diameter 25, standard length 250

38145 Pull handle

– diameter 25, standard length 250

38115G *natural mahogany with black chrome plated components.*

See all the 169 combinations of materials and finishes on pages 46-52

Call us now on 01494 774779

Email: enquiries@silverkite.co.uk

Flush Pull Handles



38600 Flush pull handle
– size 130 x 40

38601 Flush pull handle
– size 114 x 64

38602 Flush pull handle
– sizes 76 x 42
102 x 51

38602 76x42mm lacquered beech
with imitation bronze metal antique
finished component.



[See all the 169 combinations of materials and finishes on pages 46-52](#)

Silver Kite Architectural Ironmongery - Arbor Range

Bolts - 1 of 2



27310



27320




27340



27350



27360



27390



27391

These bolts are available in lengths 200, 305, 508 and 614 and are supplied with a selection of keeps to enable easy installation.

Locking versions are available – please add 'L' to the product code.

27310 iroko with satin chrome plated components.



Call us now on 01494 774779

Email: enquiries@silverkite.co.uk

Silver Kite Architectural Ironmongery - Arbor Range

Bolts - 2 of 2



27410



27420




27440



27450



27460



27490



27491

These bolts are 42 wide and are available in lengths 100, 150, 200, 250, 300, 450, 600, but can be made to whatever length is required. They are supplied with the keeps illustrated. Other sockets and keeps are available to suit all fixing applications.

A locking version of this bolt is available – please add 'L' to the product code.

27491 rosewood with antique brass finished components.

See all the 169 combinations of materials and finishes on pages 46-52

Call us now on 01494 774779

Email: enquiries@silverkite.co.uk

Door Stops



39100 Door stop – floor mounted – diameter 40, height 35


39200 Door stop – wall mounted – projections 65, 80, 105

Both of these door stops can be made to other sizes if required

39200 80mm *natural oak with black chrome plated components.*



Locks and Latches



22038 Horizontal mortice bathroom lock

- case depth 127,height 88, backset to follower 102
 - case depth 151,height 88, backset to follower 127
- Rebate sets **24013** for 13, 19, 25 rebates are available

22040 Upright mortice bathroom lock

- case depth 63, height 108, backset 45
 - case depth 76, height 108, backset 57
 - case depth 101, height 108, backset 82
- Rebate sets **24017** for 13, 19, 25 rebates are available

22045 Mortice deadlock, 5 lever

- case depth 63, height 76, backset 45
 - case depth 76, height 76, backset 57
 - case depth 101, height 76, backset 82
- Rebate sets **24014** for 13, 19, 25 rebates are available
3 lever version **22045/3** also available

22048 Upright mortice lock, 5 lever

- case depth 63, height 108, backset 45
 - case depth 76, height 108, backset 57
 - case depth 101, height 108, backset 82
- Rebate sets **24017** for 13, 19, 25 rebates are available
3 lever version **22048/3** also available

22056 Horizontal mortice lock, 5 lever

- case depth 127,height 88, backset to follower 102
 - case depth 151,height 88, backset to follower 127
- Rebate sets **24013** for 13, 19, 25 rebates are available
3 lever version **22056/3** also available

23012 Horizontal mortice latch

- case depth 127,height 88, backset to follower 102
 - case depth 151,height 88, backset to follower 127
- Rebate sets **24013** for 13, 19, 25 rebates are available

23013 Mortice latch


- case depth 63, backset 45
 - case depth 76, backset 57
 - case depth 101, backset 82
- Rebate sets **24021** for 13, 19, 25 rebates are available

Declaration of Performance is available for all of these products.

To see more locks and latches, please go to our Classic Range catalogue

Any one of the thirteen different finishes can be applied to the forends and striking plates

Hinges



Hinges marked with CE are suitable for use on ½ hour fire and escape doorsets, and are supplied with intumescent pads. Declaration of Performance is available for all CE marked products.

11001 Brass butt hinge
– double phosphor bronze washed
– sizes

75 x 50

100 x 65

100 x 65 CE

100 x 75

100 x 75 CE

125 x 75

125 x 75 CE

150 x 75

150 x 75 CE

11003 Brass finial butt hinge
– phosphor bronze washed
– ball finial (other finials available)
– sizes

75 x 50

100 x 65

100 x 65 CE

100 x 75

100 x 75 CE

125 x 75

125 x 75 CE

150 x 75

150 x 75 CE

11005 Brass parliament hinge
– sizes

102 x 102, projection 64

102 x 127, projection 75

102 x 152, projection 100

11008 Brass butt hinge
– unwashed
– sizes

38 x 23

51 x 28.5

51 x 38

63 x 28.5

63 x 35

75 x 35

75 x 42

75 x 50

75 x 60

100 x 60

100 x 65

100 x 75

125 x 75

150 x 75

11011 Brass projection butt hinge
– double phosphor bronze washed
– sizes

100 x 100

100 x 100 CE

100 x 125

100 x 150

100 x 200

150 x 100

150 x 100 CE

Also available with finials.

Sizes – first dimension is height of hinge, second dimension is width when open. To see more hinges, please go to our Classic Range catalogue.

Any one of the thirteen different finishes can be applied to these hinges