

sunfold

adeco 



THE CLASSIC RANGE



Amsterdam..... 4



Bruxelles..... 6



Paris..... 8



Vienna..... 10

THE CLASSIC RANGE – Designed by Sabine Bischof



# THE CLASSIC RANGE




Rom..... 12



Stockholm..... 14



London .....16



# Amsterdam



## Amsterdam

Colour: Steel blue (RAL 5011)

Glass: clear

Handle: HA 300 chrome and matt chrome

## Amsterdam

Colour: Traffic white (RAL 9016)

Glass: clear

Handle: HA 300 chrome and matt chrome

Handle: HA 300  
chrome and matt chrome





**Amsterdam**

Colour: Anthracite grey (RAL 7016)

Glass: Clear

Handle: HA 300 chrome and matt chrome

# Bruxelles



## Bruxelles

Colour: Traffic white (RAL 9016)

Handle: HA 500 chrome



**Bruxelles**

Left and right glazed side panels

Glass: Satinato white with clear border detail

Colour: Anthracite grey (RAL 7016)

Handle: HA 500 chrome

Handle HA 500 chrome



# Paris



## Paris

Colour: Anthracite grey (RAL 7016)

Glass: clear

Handle: HA 300 chrome and matt chrome

## Paris

Colour: Traffic white (RAL 9016)

Glass: clear

Handle: HA 300 chrome and matt chrome



Handle: HA 300  
chrome and matt chrome





**Paris**

Colour: Traffic white (RAL 9016)

Glass: clear

Handle: HA 300 chrome and matt chrome

# Vienna



## Vienna

Colour: Wine red (RAL 3005)

Glass: Satinato white

Handle: HA 500 chrome




**Vienna**  
Colour: Traffic white (RAL 9016)  
Glass: clear  
Handle: HA 500 chrome

Handle HA 500 chrome



# Rom



## Rom

Colour: Telegrey 1 (RAL 7045)

Glass: clear

Handle: HA 500 chrome



**Rom**  
Colour: Traffic white (RAL 9016)  
Glass: clear  
Handle: HA 500 chrome

Handle HA 500 chrome



# Stockholm



## **Stockholm**

Colour: Anthracite grey (RAL 7016)

Glass: clear

Handle: HA 500 chrome



**Stockholm**

Colour: Traffic white (RAL 9016)

Glass: clear

Handle: HA 500 chrome

Handle HA 500 chrome



# London



## London

Colour: Wine red (RAL 3005)

Glass: Satinato white

Handle: HA 300 chrome and matt chrome

## London

Colour: Traffic white (RAL 9016)

Glass: clear

Handle: HA 300 chrome and matt chrome



Handle: HA 300  
chrome and matt chrome





**London**

Colour: Deep black (RAL 9005)

Glass: clear

Handle: HA 300 chrome and matt chrome


# SURFACE FINISHES

## The FINEA colours


Diverse shades and extremely robust surfaces



FINEA 02




FINEA 03



FINEA 04

## The SILVEA colours


Striking effect thanks to metallic microparticles



SILVEA 02




SILVEA 03



SILVEA 04

## The RAL colours

Brilliant, deep and vibrant colours thanks to a satin surface finish



Traffic white RAL 9016



Carmine red RAL 3002



Wine red RAL 3005



Cobalt blue RAL 5013




Moss green RAL 6005



Agate grey RAL 7038




Silver grey RAL 7001



Iron grey RAL 7011



Anthracite grey RAL 7016




Deep black RAL 9005

# THE DOUBLE-SIDED ATTACHMENT PANEL

Uncompromised design combined with premium quality



Exterior view



Interior view

## Design / Functionality

Elegance and perfection on the outside as well as on the inside due to the flush surfaces and the concealed door leaf sections.

## Care / Maintenance

As the frame is concealed between the two panels and due to the selected high-grade surface materials, care and maintenance is very easy.

## Insulation

Highly insulating rigid foam core in combination with a 4 mm layer of cellulose, thus achieving an insulation thickness of at least 65 mm.

## Security

- 3 mm aluminium sheeting on the outside
- 2 mm aluminium sheeting on the inside






# sunfold

For more information on our other front door ranges visit [www.sunfold.com](http://www.sunfold.com) or see our brochures on the following ranges...



THE ECODORA RANGE



THE ADECO RANGE



THE CLASSIC RANGE

# sunfold systems

[www.sunfold.com](http://www.sunfold.com)

[info@sunfold.com](mailto:info@sunfold.com)

+44 (0) 1953 423 423

Due to reproduction and printing related reasons, the illustrations, RAL colour photographs, stainless steel features and inlays, silver or titanium anodised aluminium features presented in this catalogue are not binding.

The same applies to the selection of handles. We recommend the use of an original RAL colour chart for exact determination of the colour shades. The effect of glasses and colours differs depending on the light transmittance, time of day, season and installation location. The exterior views of the single-sided (A) and the double-sided (B) attachment panels are identical. All the door panels shown in the photographs are attachment panels. Height and width of the door frames may vary depending

on the positioning and type of profile used. The view may vary depending on the dimension of the door as well as on the type of door profile used. Door panels that are not shown in an installed but rather a stand-alone situation are pictured without door sills. Depending on the door manufacturer 3D hinges might vary.

Please contact your specialist dealer with any queries for advise.

Subject to change without notice.

Konzeption Et Gestaltung: BrillDesign.de · Herzebrock ©2011 · SEL205-GB 1. Auflage

[www.sunfold.com](http://www.sunfold.com)