



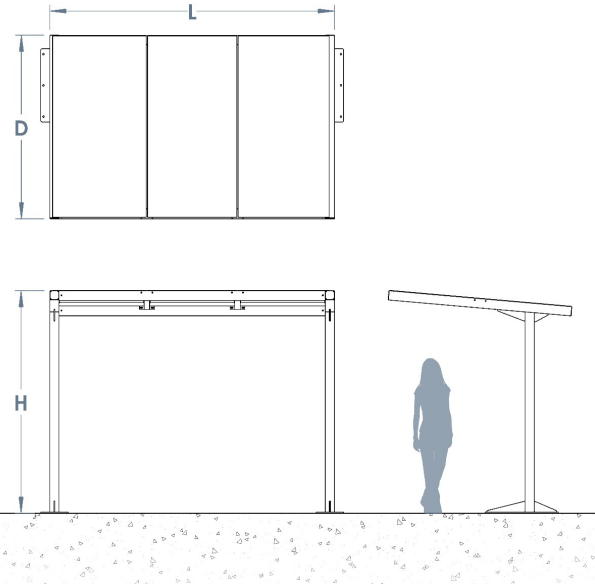
Heron Cycle Shelter

When you're after a simple, classic, robust and versatile design suitable for various applications.....The Heron Cycle Shelter has multi-uses, and that's one of the reasons why it's so popular. It can be used for a variety of outdoor areas such as a smoking shelter, walkway, canopy, cycle shelter or even a general waiting area.

The Heron features a cantilevered design with a sturdy roof section featuring integral guttering for waste water discharge. The steel frame is hot dip galvanised to BS EN ISO 1461, can be powder coated, and clad. PET UV stable clear sheeting.

It's now available in grade 304 stainless steel or 316 stainless steel too, for more aggressive environments such as industrial or coastal areas, with a brushed satin finish.

All our Shelters can be manufactured to be BREEAM compliant.




POA


L: 4000mm x D: 2000mm x H: 2100mm

Materials, Finishes & Options

Steel
 Available in the options below;
 for further details on our **steel** visit our **materiality page >>**



Plastic
 Available in the options below;
 for further details on our **Plastic** visit our **materiality page >>**



Fixtures
 This product can be customised with a range of optional fixtures. If you have any further bespoke requirements **get in touch**, our sales team will be happy to help.

