


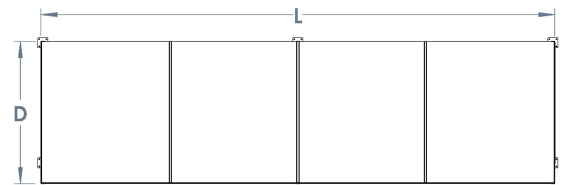


8M Bromley Cycle Shelter

Absolutely perfect for when you are on a tight budget but you cannot compromise on quality, coverage or security, the 8M Bromley Cycle Shelter is a great solution. This cycle shelter provides secure parking for 20 cycles, available with an integral cycle rack, and is available as a standalone shelter or extendable by 4 metre units to suit your requirements.


The steel frame is hot dipped galvanised to BS EN ISO 1461, can be powder coated, and clad with UV stable clear PET sheeting. PETG end panels are also available, and this shelter is now available in grade 304 stainless steel or 316 stainless steel for more aggressive environments such as industrial or coastal areas, with a brushed satin finish.

All our shelters can be manufactured to be BREEAM compliant.
L: 8200mm x H: 2100mm x Roof Coverage: 2210mm




Materials, Finishes & Options

Steel
Available in the options below;
for further details on our **steel** visit our **materiality page >>**



Plastic
Available in the options below;
for further details on our **Plastic** visit our **materiality page >>**



Fixtures
This product can be customised with a range of optional fixtures. If you have any further bespoke requirements **get in touch**, our sales team will be happy to help.

