



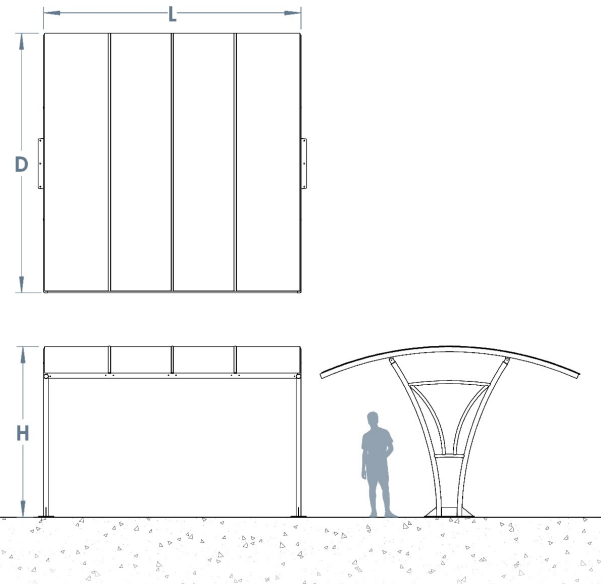
## Manchester Cycle Shelter

With its clean, stylish design the Manchester Cycle Shelter is a popular choice for a wide variety of uses including bike and motorcycle storage or as a parent or employee waiting area.

Available as a standalone shelter or extendable in both length and width to suit your requirements, this attractive shelter will complement any outdoor location and provide a contemporary, stylish solution to cycle storage whilst providing weather protection for bikes and promoting cycle usage.


The Steel frame is hot dip galvanised to BS EN ISO 1461, can be powder coated, clad in 5mm 10 year UV PETG clear view sheeting. Bespoke sizes available on request.

All our Shelters can be manufactured to be BREEAM compliant.  
 L: 8000mm x D: 4000mm




## Materials, Finishes & Options

**Steel**  
 Available in the options below;  
 for further details on our **steel** visit our **materiality page >>**



**Plastic**  
 Available in the options below;  
 for further details on our **Plastic** visit our **materiality page >>**



**Fixtures**  
 This product can be customised with a range of optional fixtures. If you have any further bespoke requirements **get in touch**, our sales team will be happy to help.

