




Sheffield Cycle Stand


Simplicity is the key here, as our massively popular root fixed Sheffield Cycle Stand's basic design allows it to be used in any urban and rural landscape. It's a really cost-effective way to cater for your cycle users.

Named after the Steel City, you won't be surprised to hear that this is manufactured from mild steel and hot dipped galvanised as standard - and with powder coating to most BS or RAL colours available, as well as the option of being surface mounted.
H: 800mm x L: 750mm x Dia: 48mm




Materials, Finishes & Options

Steel
 Available in the options below;
 for further details on our **steel** visit our **materiality page >>**



Colours
 Available in a huge range of **RAL** colours.
 Our most popular colours are;



Fixtures
 This product can be customised with a range of optional fixtures. If you have any further bespoke requirements **get in touch**, our sales team will be happy to help.

