

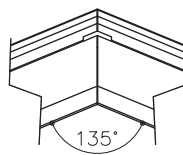
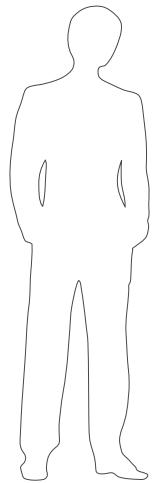
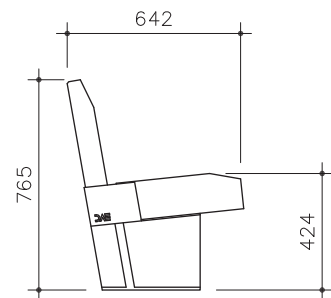
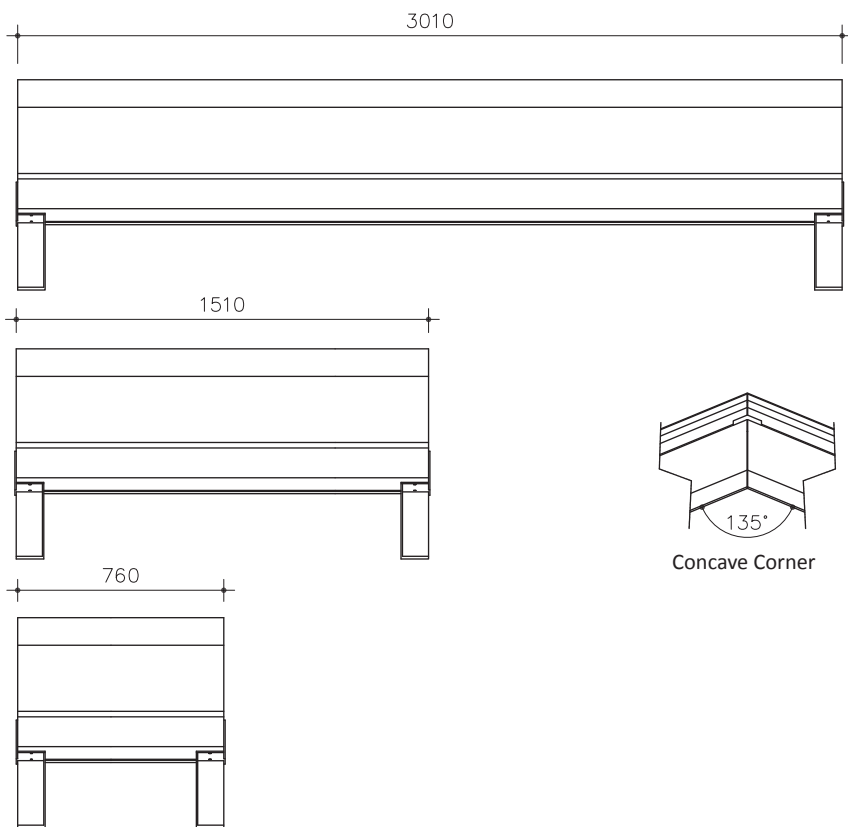
Sumo Seat



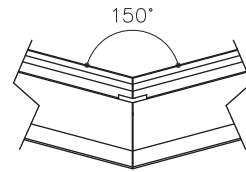
Sumo Seat



materials:	galvanised steel; treated autoclave pine
finish:	wood oil
dimensions:	Bench: 3010mm x 642mm x 765mm; Bench: 1510mm x 642mm x 765mm; Chair: 760mm x 642mm x 765mm
additional features:	stainless steel A4 screws & nuts; anchored to ground with metallic plugs; length of bench can be indefinitely extended; convex & concave angled corners can be incorporated



Concave Corner



Convex Corner