



Chase Park Seat

The Chase Park seat explores form and interprets a familiar vernacular in a sophisticated way. Individual seats within the frame also make Chase Park suitable for more intimate settings. The seat is constructed from cast aluminium with rugged steel frames to provide exceptional durability and a highly refined look. Designed and built to meet the rigors of urban spaces, the furniture-like quality of individual seats within the frame makes Chase Park suitable for a range of settings.

Specification:

Materials:

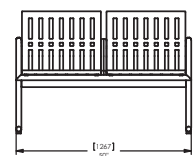
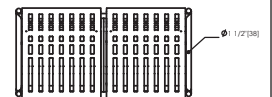
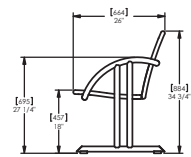
Cast Aluminium, Steel

Fixings:

Free standing. Surface mount. Below ground installation.

Dimensions

H: 884mm
W: 1267 / 1880mm
D: 664mm



(Technical Drawings for variants available on request)

artform
urban furniture