

# 4

## Section 1

Traffic Management  
Temporary Signage  
Roadworks Equipment

## Section 2

Highway Maintenance Products

## Section 3

Pedestrian Guardrailing  
Crash Barriers & Fencing

## Section 4

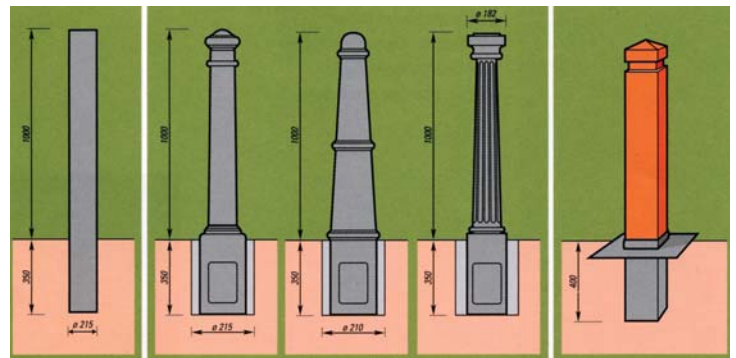
Decorative & Amenity Bollards

## Section 5

Amenity & Street Furniture

## Section 6

Car Parks & Access Control



Collapsible Bollards	2-4
Removable Bollards	5-8
Fixed Bollards	7
Telescopic Bollards	9-11
Anti Ram-Raid Bollards	12
Mild Steel Bollards	13
Stainless Steel Bollards	14-15
Decorative Cast Iron Bollards	16-17
Pavement Protection Bollards	18
Boundary Bollards	19
Recycled Bollards	20-21
Polyurethane Bollards	22-29
Composite Bollards	30
Plastic Bollards	31-35
Allegrini Verge Post Bollards	36
Verge Post Bollards	37
Concrete Bollards	38-39
Wooden Bollards	40
Illuminated Keep Left Bollards	41
Flexible Flecta Keep Left Bollards	42
Amenity Lighting Bollards	43

## ► Collapsible Bollards

### ◀ Key operated standfast post (ex stock)

This highly successful post is ideal for reserving individual car parking spaces. It can be used as a visual deterrent to restrict access into driveways. Can be locked in the down or upright position. The floor mounted base is secured to a prepared concrete foundation by 3 No. M12 anchor bolts.

In the case of multiple orders, locks can be supplied with the same keys or with keys to differ. Anchor bolts as well as build in base option can be supplied at an extra cost.

**Specification:**

63.5mm dia x 620mm o/height mild steel. Base cast aluminium.

**Finish:** Yellow powder coated for high visibility. Other colours available on request.

**Ground clearance:** 102mm

**Weight:** 6kg

**Alternatives:** Galvanised finish. Rigid version available.



### ► Padlock standfast collapsible post (ex stock)

A low cost popular post designed to restrict access to car parking spaces, driveways, etc. Floor mounted base is secured by the use of 3 No. M12 anchor bolts to a prepared concrete foundation. It is lockable in the upright position by means of a padlock, which can be supplied with keys the same or to differ. Padlock, anchor bolts and alternative build in base can be supplied at extra cost.

**Specification:**

63.5mm dia x 768mm o/height

**Finish:** Hot dipped galvanised

**Ground clearance:** 102mm

**Weight:** 7kg

**Alternatives:** Powder coated only. Rigid version available



### ◀ Triangular padlock parking barrier

A space reservation barrier designed to fold completely flat when not in use. Vehicles can drive over it without damage to vehicle or post. The barrier can be locked in the upright or down position. Secured by a padlock supplied with 2 No. keys to pass or differ. This device is easily floor mounted by 3 No. M12 anchor bolts (supplied).

**Specification:**

Fabricated from 5mm thick mild steel.

650mm erected height, 58mm a/ground fully collapsed, 762mm o/length, 115mm o/width.

**Finish:** Red powder coated with white banding

**Ground clearance:** 58mm

**Weight:** 12kg



### ► Hinged lockable parking post (ex-stock)

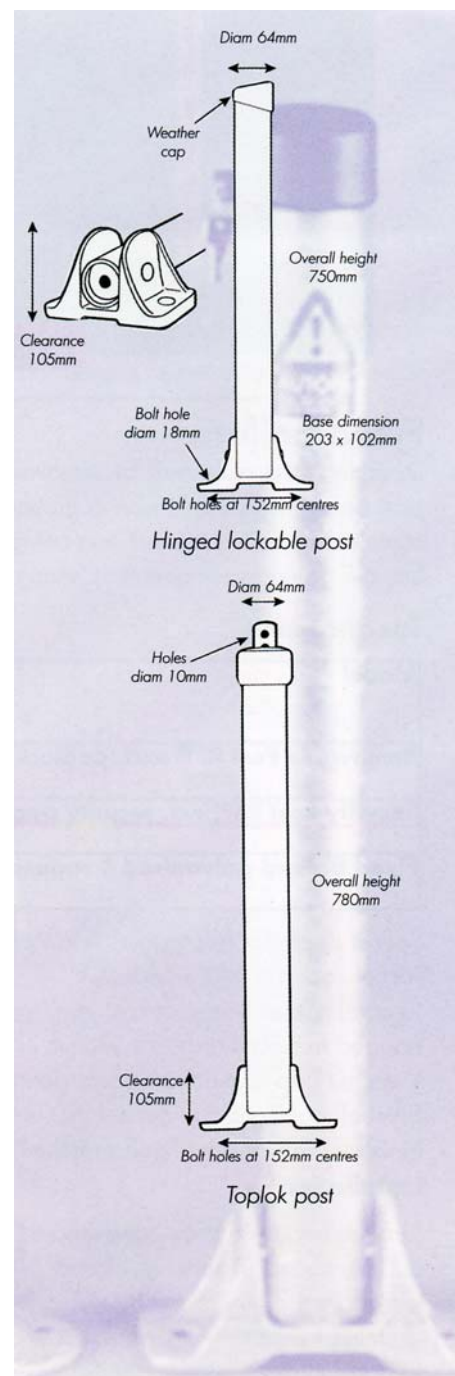
Designed for the reservation of individual car park bays. When erected the post prevents unauthorised access and provides control without the need for supervision. Only the authorised user's key will release the locking mechanism, allowing the post to be lowered and thus enabling the vehicle to pass over it. In some situations it is possible to site the post so that it can be re-erected when the space is occupied, thereby acting as an added vehicle theft deterrent.

The hinged lockable post features an integral cylinder lock and a totally enclosed locking mechanism. To erect, simply raise the post to the vertical position and apply a moderate downward pressure to the top of the post. This will secure the post within the base plate recess. The key is not required to lock the post. To lower, release the locking mechanism with the key and lower the post. The post is lockable in the up and the down position.



### Type B hinged lockable post

Available for emergency service access. Usually specified by local authorities or fire brigades, this post is similar to the hinged lockable post (above) but includes an extended hinge pin (called a type B adaptor) to allow a fire brigade padlock to be fitted at the bottom of the post.



### ▲ Hinged Toplok parking post

Similar in design and use to the hinged lockable post. The Toplok post does not have an integral cylinder lock or spring assistance, but requires a padlock to be located on the locking rod which protrudes through the weather cap. The locking rod features two holes; the lower hole is for locating a padlock when the post is in the vertical position and thereby locking the post upright. The upper hole is for safety and conveniently retaining the padlock when the post is in the lowered position.

### ► Stealth post

For reserving individual parking bays as well as controlling common access points for smaller car parks and low use access areas. The stealth post also offers a deterrent to car theft when locked upright, and extra security for car parks in general. Fitting flush with the ground when down, the posts provide no obstruction to vehicles or pedestrians. The hinged lid lowers down to safely cover the excavated hole when in both the up and down positions. **Not suitable for heavily used areas nor for HGV use.**





## ► Collapsible Bollards (continued)



### ◀ Heavyweight key operated post

A larger and stronger version of the key operated standfast post, fulfills the role where a more substantial post is required. The base is pre-drilled to accept 4 No. M12 anchor bolts. The locks can be supplied with keys the same or to differ. Anchor bolts and alternative build in base can be supplied at an extra cost.

**Specification:**

89mm dia x 762mm o/height. Mild steel post and base.

**Finish:** Red powder coated with a white band (other colours available on request).

**Ground clearance:** 110mm

**Weight:** 10kg

**Alternative:** Rigid version available

### ► Heavyweight folding lockable post

This heavy duty post is intended for those applications where a standard car parking post is insufficient. For use mainly where heavy vehicles are involved. The floor mounted post is lockable in both the down and upright positions by means of a padlock. Standard post is floor mounted.

Alternative build in base, padlock and anchor bolts available at an extra cost.

**Specification:**

115mm dia x 994mm o/height

**Finish:** Black and white finish (galvanised base)

**Ground clearance:** 150mm



**Weight:** 23kg

**Alternative:** Rigid version available





**LARGE**



## Heavyweight removable bollards (ex-stock)

This range of bollards will meet all requirements to prevent unauthorised entry of vehicles and restrict access. The bollard is a heavy duty post that locates into a socket embedded into concrete. The post is locked in position by use of the socket flap and a padlock (supplied at extra cost). When the post is removed, the socket flap can be padlocked in the closed position keeping the socket free from rubbish until the post is next used. The removable bollard is available in three sizes:

**Small:** For use in driveways, forecourts, etc.

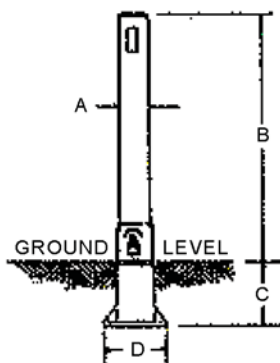
**Intermediate:** Car park use, town centres, supermarkets, garages.

**Large:** For heavy duty applications where lorries, vans, etc. are involved.

Handles are supplied on the large bollard only to assist removal of the post. All three sizes have amber reflectors on both sides.

**Standard colour:** Black and white (other colours available).

We are also able to supply rigid posts in addition to these removable posts. These are available in either floor mounted or build in type versions. Chain lugs are not standard but can be supplied upon request.



Ref	Small	Inter- mediate	Large
A	70 x 70	80 x 80	100 x 100
B	690	965	1100
C	200	250	300
D	140	140	200
Weight	7kg	13kg	22kg

Measurements in mm





## ► Removable Bollards *(continued)*

### ► ▼ SF-GFC removable bollard series

Generally as for SF-GFC fixed ornamentals, but removable bollards of 114mm diameter lock by a padlock (available extra) and retaining pin assembly into the standard removable post socket (depth below ground of 267mm). Socket is galvanised finish only.

SF-GFC6000 and Lighthouse removable have a fabricated, galvanised ground socket. Size 240x230x400mm deep. Socket has welded fixing spikes to give firm anchorage.

It is recommended to galvanise all SF-GFC bollards, fixed and removable, for better weather and site protection.

Factory finishes include galvanising, self colour, primed, painted, PPA and polyester coated. A variety of RAL and BS colour options can be catered for.



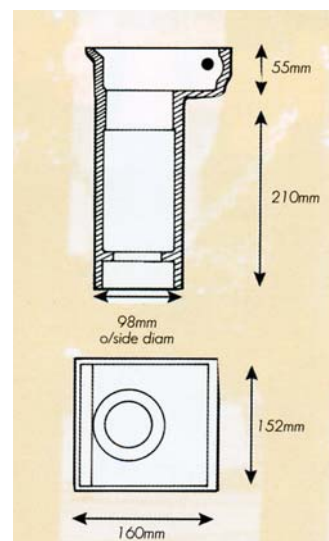
SF-GFC 1500 black fixed & removable ornamental bollard



SF-GFC 5000 black fixed ornamental bollard



Left: SF-GFC 3000 removable  
Right: SF-GFC 1500 removable



SF-GFC removable socket

#### Installation:

##### Fixed ornamentals

Cast into concrete to 300mm - 500mm deep by 300mm square, depending on ground conditions and bollard model.

##### Removables

114mm diameter; cast socket into concrete approx 267mm deep by 300mm square, allowing for drainage from bottom of excavated socket hole.

165mm diameter; cast in 400mm deep minimum by 300mm square minimum

Model ref	o.d. (mm)	Above ground height (mm)	Socket depth below ground (mm)	Lift out weight (kg)	Ground socket weight (kg)
SF-GFC 2000 removable	76	1000	267	9	9
SF-GFC 2000s removable	76	1000	267	8	9
SF-GFC 800 removable	114	500	267	12	9
SF-GFC 1700 removable	114	1000	267	17	9
SF-GFC 1500 removable	114	1000	267	17	9
SF-GFC 3000 removable	114	900	267	15	9
SF-GFC 4000 removable	114	900	267	15	9
SF-GFC 2R removable	114	1000	267	14	9
SF-GFC 5000 removable	114	1000	267	17	9
SF-GFC 7000 removable	114	1000	267	18	9
Lighthouse removable	165	1000	400	28	9
SF-GFC 6000 removable	165	1000	400	36	9



## ▲ ► SF-GFC removable & fixed ornamental bollards

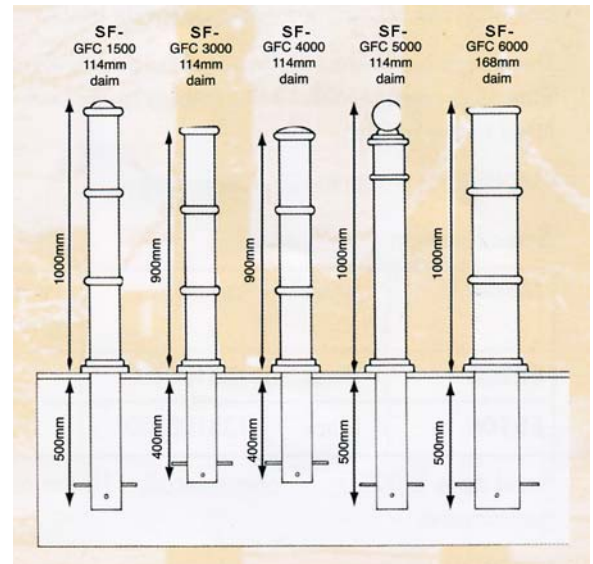
Steel tube/malleable iron rings.

These bollards are available in both removable and fixed versions. Please see the previous page for details and specification of the removable versions.

Aesthetically pleasing, for safety, security and protection, preventing unauthorised parking and access. SF-GFC ornamental bollards provide an attractive yet functional barrier to unauthorised vehicle access. They are ideal for use around pedestrian precincts, pavements, play and parking areas, as part of traffic calming measures, pedestrianisation schemes and as a deterrent to ram-raiders.

**Finishes:** for all posts galvanising is standard. Colour coated options available extra.

o.d. refers to outside diameter of the steel tubular body. Cap & rings of high grade, impact resistant, malleable cast iron, welded onto steel tube. Ground fixing is assisted by ground fixing spikes. Bollards can be supplied with flanges for bolting down. Details on request.



Model ref	o.d. (mm)	Wall thickness (mm)	Overall length (mm)	Above ground height (mm)	Below ground height (mm)	Weight (kg)
SF-GFC 2000 fixed	76	3.2	1400	1000	400	9
SF-GFC 2000s fixed	76	3.2	1400	1000	400	8
SF-GFC 800 fixed	114	3.6	800	500	300	12
SF-GFC 1700 fixed	114	3.6	1500	1000	500	19
SF-GFC 1500 fixed	114	3.6	1500	1000	500	19
SF-GFC 3000 fixed	114	3.6	1300	900	400	17
SF-GFC 4000 fixed	114	3.6	1300	900	400	17
SF-GFC 2R fixed	114	3.6	1400	1000	400	14
SF-GFC 5000 fixed	114	3.6	1500	1000	500	20
SF-GFC 7000 fixed	114	3.6	1500	1000	500	20
Lighthouse fixed	165	5.0	1500	1000	500	30
SF-GFC 6000 fixed	165	5.4	1500	1000	500	38



## ➤ Removable Bollards (continued)



### ◀ ▶ Removable post RPP

Forms a rigid barrier when positioned. It is used to exclude the access of all but emergency and service vehicles from traffic-free zones and to prevent unauthorised access. Commonly found where access is only occasionally required, or required during day-time so posts can be locked in at night. To remove the post, the padlock (available extra) is unlocked, the pin is disengaged from the locking bracket on the underside of the ground plate and the post can be lifted out. Once clear, the flap closes flush with the ground leaving no projections or unprotected holes. Retaining pin and hinge pin of zinc plated mild steel.



### ◀ Security post type RSP removable security post

Similar to the standard removable post RPP, but supplied complete with a high security sliding bolt padlock and two keys and a hardened steel retaining pin. Ideal for providing a high security vehicle obstruction for car forecourts, driveways, perimeter and access points, thereby providing a physical, secure barrier to car theft. When the post is removed, the socket flap closes flush with the surrounding ground level.

### ▶ Removable wooden bollard

- Common size 1500 x 150 x 150mm
- 4-way weather top
- With or without reflectors



### ◀ ▼ Buckingham bollard

A quality post product designed for prestige locations. Key operated removable and rigid posts are also available. With chain eyes at extra cost.

#### Specification:


Strong mild steel tubular construction

**Dimensions:** Length 1100mm overall (both types). Above ground height 900mm. Diameter of steel tube 100mm OD x 5mm thick.

**Finish:** Black powder coated (other colours available on request).

**Weight:** 19kg

**Alternative:** Chain eyes are available at extra cost.





## ► Telescopic Mole post

The mole post is a low cost solution for providing effective security for a variety of applications, garage forecourts, drives and car parks. It can also be used for site demarcation i.e. cordoning off areas. The post is designed to retract into the ground when not in use; it is manually raised into its protecting position and secured by means of a padlock at the base.

### Specification:

**Section of body:** 100mm x 100mm steel tube

**Height above ground:** 610mm (open)


**Length of unit o/a:** 785mm (closed)

**Finish:** Hot dipped galvanised

**Weight:** 25Kgs

**Alternative:** Rigid version available


Padlock can be supplied at an extra cost.



## ► Telescopic parking post

This post is an alternative to the telescopic mole post, with the padlock (not supplied) being situated at the top of the post, not at the base, for ease of operation.

Padlock can be supplied at an extra cost.



## ▲ Baby Mole post

As the name implies this is a smaller version of the mole post and is a very cost-effective way of protecting garage doors and gates, etc.

### Specification:

**Section of body:** 100mm x 100mm steel tube

**Height above ground:** 310mm (open)

**Length of unit o/a:** 470mm (closed)

**Finish:** Hot dipped galvanised

**Weight:** 12Kgs

**Alternative:** Rigid version available

Padlock can be supplied at extra cost.



## ◀ Lockable telescopic parking post

This is similar to both the Mole and telescopic parking post but is superior in so much that it incorporates an integral pushlock and can only be lowered or raised using a T-key. The central stem can be removed and replaced if damaged or in need of servicing. When the post is in the lowered position it is protected by an 8mm thick steel hinged plate strong enough to enable vehicles to pass over without damage.

### Specification:

**Section of body:** 100mm x 100mm steel tube

**Height above ground:** 610mm (open)

**Length of unit o/a:** 795mm (closed)

**Finish:** Hot dipped galvanised

**Weight:** 30Kgs

**Alternative:** Rigid version available

Supplied with 2 No. keys (further keys can be supplied at an extra cost). Locks can be keyed alike or to differ.



## ▲ Round telescopic post

A more aesthetically pleasing alternative to the telescopic parking post, but circular rather than square. Can be used around garage forecourts and car parks in various colours to suit the surroundings. The post can be removed and replaced when damaged or in need of servicing.

### Specification:

**Section of body:** 101.6mm dia steel tube

**Height above ground:** 610mm (open)

**Length of unit o/a:** 795mm (closed)

**Finish:** Outer body hot dip galvanised, post sprayed nylon.

**Weight:** 28Kgs

**Alternative:** Rigid version available

Padlock can be supplied at extra cost.

## ► Telescopic traffic stopper

This is a larger version of the telescopic parking post and is therefore much stronger to fulfil a role where a substantial post is required to deter ram raiders, etc.

### Specification:

**Section of body:** 120mm x 120mm steel tube

**Height above ground:** 660mm (open)

**Length of unit o/a:** 914mm (closed)

**Finish:** Hot dipped galvanised





**Weight:** 40Kgs

**Alternative:** Rigid version available

Padlock can be supplied at an extra cost.



## ► Telescopic Bollards (continued)

	<p><b>SF-RT/R14</b></p> <p>Steel lifting handle</p> <p>10 pin 'anti drill' push button lock</p> <p>114mm round section x 5mm gauge mild steel</p> <p>850</p> <p>114Ø</p> <p>6mm mild steel lid</p> <p>25mm x 10mm square bar reinforcement</p> <p>140<sup>2</sup></p> <p>1110</p> <p>140mm square section x 5mm gauge mild steel</p> <p>6mm gauge base plate with drainage holes</p> <p>Mild steel to BS1449. Galvanised to BSENISO 1461 (1999)</p> <p>◀ <b>MATCHING STATIC POST RB114</b></p>		<p><b>SF-RT/R14/HD</b></p> <p>Steel lifting handle</p> <p>10 pin 'anti drill' push button lock</p> <p>114mm round section x 5mm gauge mild steel</p> <p>850</p> <p>114Ø</p> <p>101 x 4mm gauge sliding post sleeve</p> <p>6mm mild steel lid</p> <p>25mm x 10mm square bar reinforcement</p> <p>140<sup>2</sup></p> <p>1110</p> <p>140mm square section x 5mm gauge mild steel</p> <p>6mm gauge base plate with drainage holes</p> <p>Mild steel to BS1449. Galvanised to BSENISO 1461 (1999)</p> <p>◀ <b>MATCHING STATIC POST RB114AR</b></p>
	<p><b>SF-RT/R5</b></p> <p>Steel lifting handle</p> <p>10 pin 'anti drill' push button lock</p> <p>90mm round section x 5mm gauge mild steel</p> <p>670</p> <p>90Ø</p> <p>6mm gauge mild steel lid</p> <p>25mm x 10mm square bar reinforcement</p> <p>950</p> <p>120mm square section 5mm gauge mild steel</p> <p>120<sup>2</sup></p> <p>6mm gauge base plate with drainage holes</p> <p>Mild steel to BS1449. Galvanised to BSENISO 1461 (1999)</p> <p>◀ <b>MATCHING STATIC POST RSPR8</b></p>		<p><b>SF-RT/RD4</b></p> <p>Steel lifting handle</p> <p>10 pin 'anti drill' push button lock</p> <p>76mm round section x 4mm gauge mild steel</p> <p>500</p> <p>76Ø</p> <p>6mm gauge mild steel lid</p> <p>25mm x 10mm square bar reinforcement</p> <p>100<sup>2</sup></p> <p>700</p> <p>100mm square section 4mm gauge mild steel</p> <p>6mm gauge base plate with drainage holes</p> <p>Mild steel to BS1449. Galvanised to BSENISO 1461 (1999)</p> <p>◀ <b>MATCHING STATIC POST RS/D4</b></p>

All measurements in mm






### SF-RT/SQ8HD

- Steel lifting handle
  - 10 pin 'anti drill' push button lock
  - 90mm square section x 5mm gauge mild steel
  - 76.1mm x 2mm gauge sliding post sleeve
  - 6mm gauge mild steel lid
  - 25mm x 10mm square bar reinforcement
  - 120mm square section 5mm gauge mild steel
  - 6mm gauge base plate with drainage holes
- 670
- 90°
- 950
- 120°
- Mild steel to BS1449.  
Galvanised to BSENISO 1461 (1999)

◀ MATCHING STATIC POST  
RSPSQ8



### SF-RT/SQ5

- Steel lifting handle
  - 10 pin 'anti drill' push button lock
  - 90mm square section x 5mm gauge mild steel
  - 6mm gauge mild steel lid
  - 25mm x 10mm square bar reinforcement
  - 120mm square section 5mm gauge mild steel
  - 6mm gauge base plate with drainage holes
- 670
- 90°
- 950
- 120°
- Mild steel to BS1449.  
Galvanised to BSENISO 1461 (1999)

◀ MATCHING STATIC POST  
RSPSQ8



### SF-RT/R8/HD

- Steel lifting handle
  - 10 pin 'anti drill' push button lock
  - 90mm round section x 5mm gauge mild steel
  - 76.1mm x 2mm gauge sliding post sleeve
  - 6mm gauge mild steel lid
  - 25mm x 10mm square bar reinforcement
  - 120mm square section 5mm gauge mild steel
  - 6mm gauge base plate with drainage holes
- 670
- 90°
- 950
- 120°
- Mild steel to BS1449.  
Galvanised to BSENISO 1461 (1999)

◀ MATCHING STATIC POST  
RSPR8



### SF-RT/SS5

- Stainless steel locking cylinder with lifting handle
  - 10 pin 'anti drill' push button lock
  - Spun stainless steel cap
  - 88.9 x 4mm gauge sliding post sleeve
  - 101mm diameter x 2mm wall 316 brushed stainless steel
  - 6mm gauge mild steel lid
  - 25mm x 10mm square bar reinforcement
  - 120mm square x 5mm gauge mild steel base post
  - 6mm gauge base plate with drainage holes
- 710
- 101°
- 1000
- 120°
- Stainless steel grade 316.  
Mild steel to BS1449.  
Galvanised to BSENISO 1461 (1999)

◀ MATCHING STATIC POST  
SSB01

All measurements in mm



## ► Anti Ram-Raid Bollards



### ◀ ▼ Telescopic anti ram-raid post

This extremely strong post is very effective in protecting warehouses, shops, stores and property against ram-raiders. It has been approved by both Police and local government authorities and recommended by insurance companies.

The unit is secured by a padlock situated inside the flanges to make it difficult for access. Raising and lowering can be achieved by using a T-key. The post can be removed and replaced when damaged or in need of servicing, reducing the time needed to excavate.

#### Specification:

**Section of body:** 127mm x 76mm R.S. joist

**Height above ground:** 720mm (open)


**Length of unit o/a:** 950mm (closed)

**Finish:** Hot dipped galvanised

**Weight:** 40Kgs

**Alternative:** Rigid version available

Padlock can be supplied at an extra cost.



### ► Fixed anti ram bollards

We have introduced an anti ram-raid option to our selection of fixed bollards. The RSJ can be welded to the inside of any 114mm and 168mm diameter fixed bollard to make it ram-raid resistant.







Newtown bollard



Plain galvanised flat top 1500 x 140mm



L to R: 76mm, 101mm, 127mm and 152mm plain steel galvanised




Bollards painted to order

## Range of mild steel bollards

Available in round tube or square section. Adding security to your area as the bollards are exceptionally strong and will not fracture on impact. Ideal for ram-raid deterrence, protected parking and pedestrian walkways.


Steel bollards can be manufactured in a wide range of sizes and lengths - plain, stepped or with rings and castings. They are produced in galvanised form as standard but can be supplied painted or powder coated to most BS or RAL colours.

We carry some sizes in stock for quick delivery. For extra strength steel bollards can be filled with concrete on site.



A selection of bollard designs available to order. Bollards available in 76, 89, 101, 114, 127, 139, 152, 168 and 193mm diameters.

All measurements in mm



# ► Stainless Steel Bollards

## ► ▼ Range of stainless steel bollards

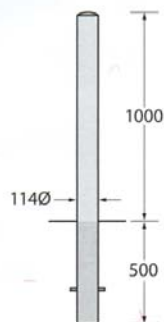
Stainless steel bollards provide a modern look to street furniture. As stainless steel is exceptionally strong and requires low maintenance, these bollards are ideal for protected parking and pedestrian areas.

Available in a wide range of sizes, styles and finish options to suit a variety of modern/contemporary scenes. All stainless steel bollards can be produced to clients' specific requirements.

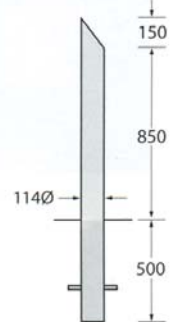
All measurements in mm



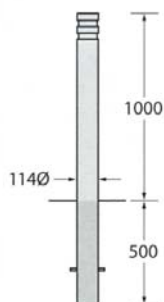
**RHINO BOLLARD  
SF-RS001**



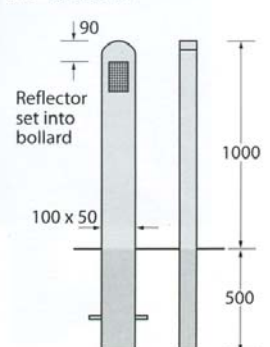
**RHINO BOLLARD  
SF-RS004**




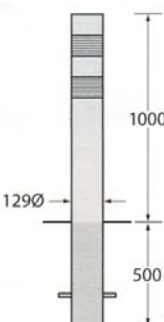
**RHINO BOLLARD  
SF-RS005**



**RHINO BOLLARD  
SF-RS006**



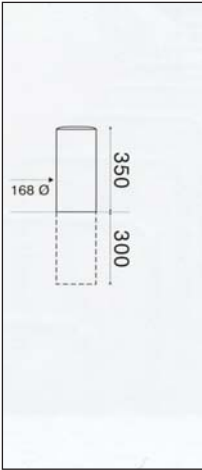
**RHINO BOLLARD  
SF-RS007**









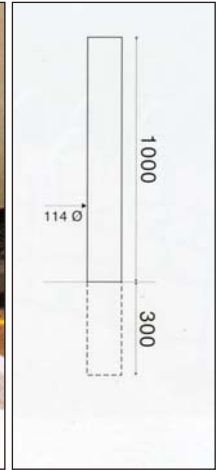
**SF-SS253**



**SF-SS254**



**SF-SS255**

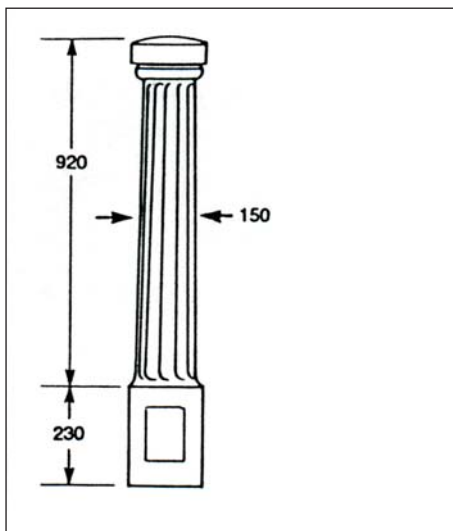




# ► Decorative Cast Iron Bollards

## ▼ Range of cast iron bollards

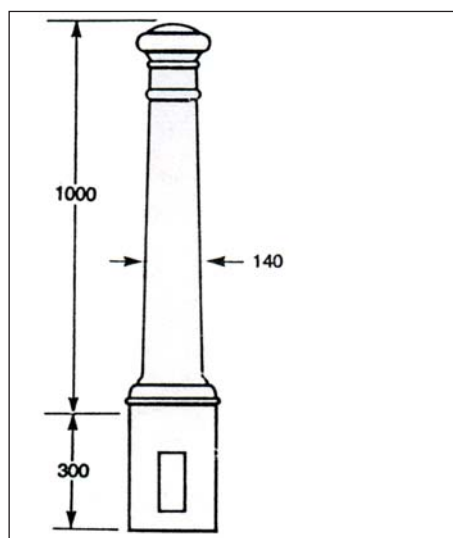
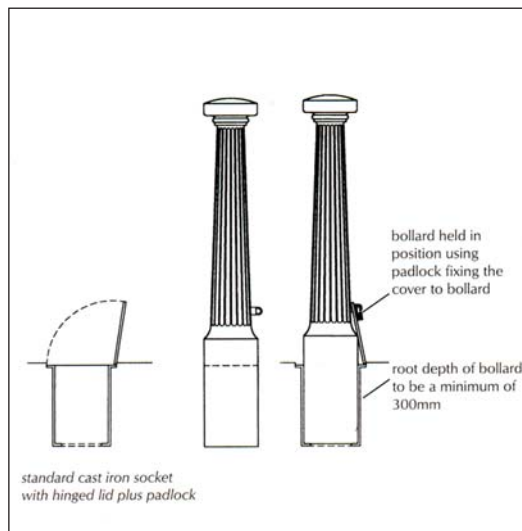
A comprehensive range of cast iron bollards is available, usually supplied in a primed finish ready for final coat of paint on site. Pictured below are our most popular bollards which are available from stock.



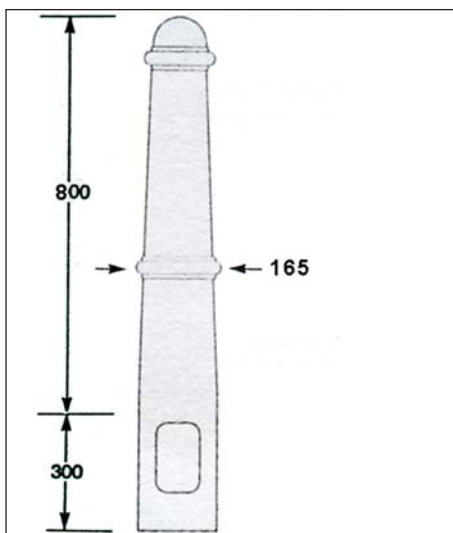
## ▲ Wargrave bollard

## ▼ Removable bollard

With sleeve for concreting into ground incorporating flush fitting cover when in closed position. Also available without standard socket.



## ► Manchester bollard



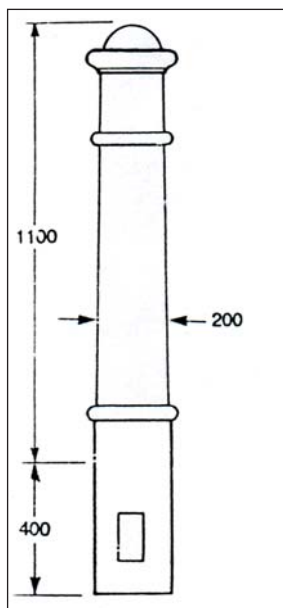
## ◀ Twyford bollard

All measurements in mm

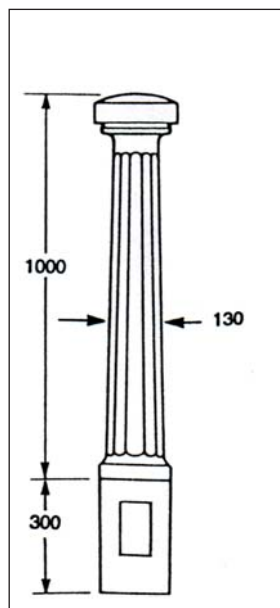


► ▼ Further selection  
of cast iron bollards

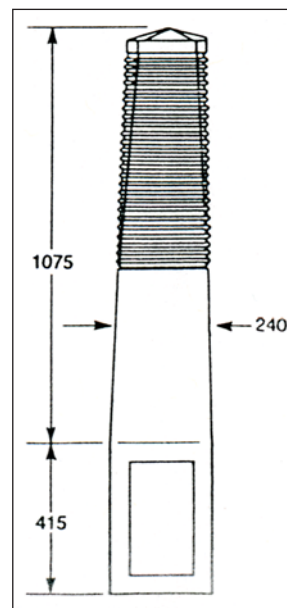
All measurements in mm



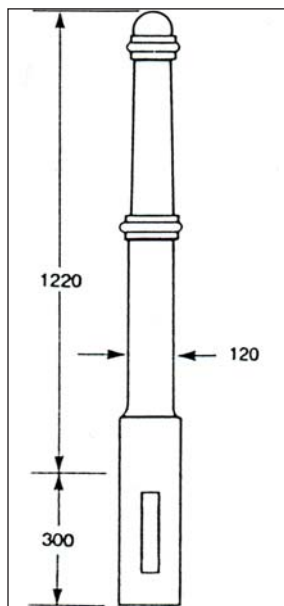
SF-106



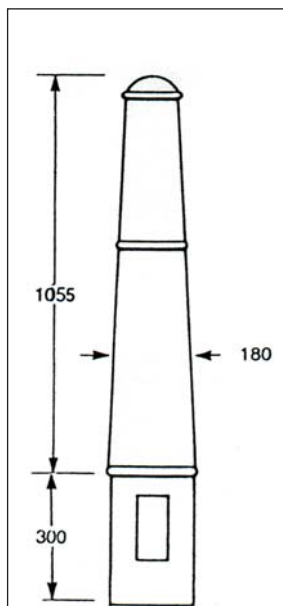
SF-105



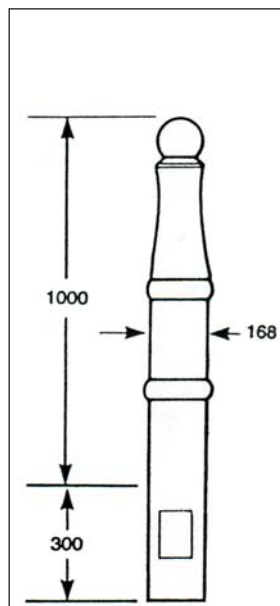
SF-123



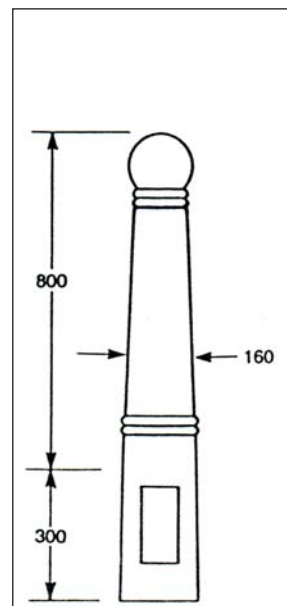
SF-121



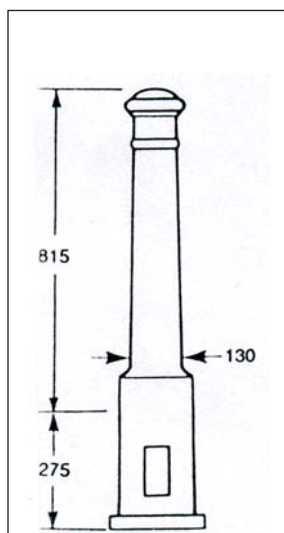
SF-120



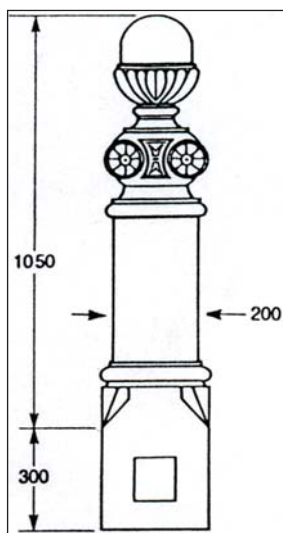
SF-108



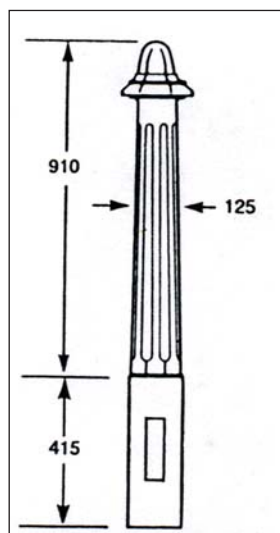
SF-122



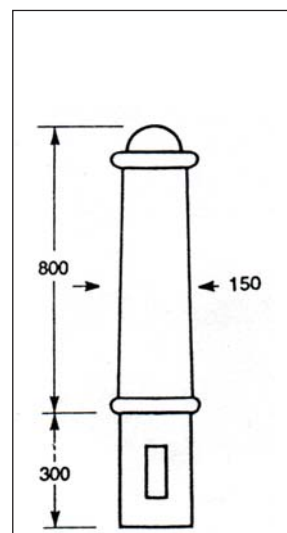
SF-111



SF-125



SF-102



SF-107

# ► Pavement Protection Bollards

## ▼ Range of pavement protection bollards

These bollards, when sited correctly, are ideal for protection of kerbs, walls and pavements by deflecting the wheel of a vehicle away from the area. The bollards are made from ductile cast iron to resist damage upon impact.



SF 1553 50kg  
Full bollard



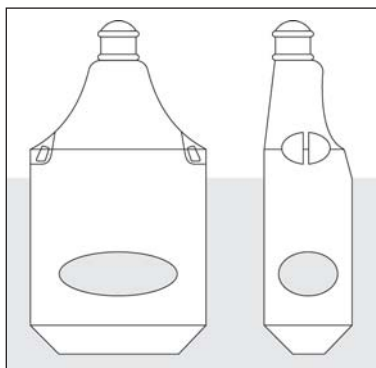
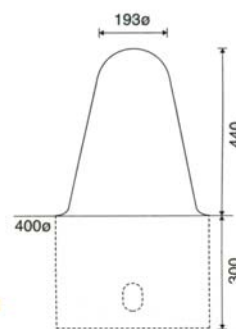
SF 1553-1 34kg  
3/4 bollard



SF 1553-2 25kg  
1/2 bollard

### ◀ Policehat bollard

Available in full, three-quarter and half sections.

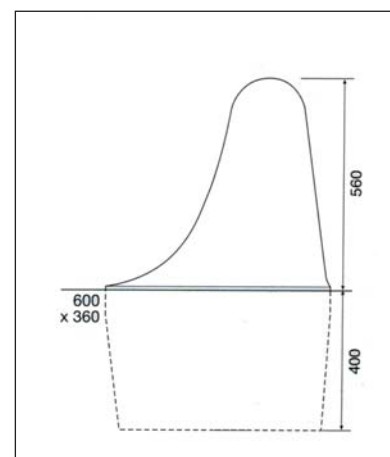


### ◀ Kerbside bollard

This shaped bollard is designed to integrate with the kerb, taking up little pavement area so leaving pavements free for pedestrians.

## ► Skislope bollard

Designed with a gradual slope to help deflect vehicles away from the pavement.



All measurements in mm





## ◀ Sprung boundary post

The sprung boundary posts are similar to the standard fixed boundary post but incorporate a heavy duty spring towards the bottom of the post thus enabling it to withstand light to medium impacts from vehicles. Used for marking boundaries of parking spaces, siting between hinged posts and for protection of walls and buildings. After impact the spring allows the post to return to the near vertical position - minimising damage to the post and to the vehicle.

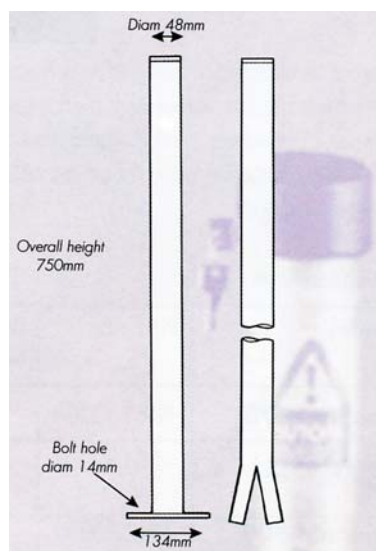
The sprung boundary post can spring to approximately 30° from the vertical position.

### Specification:

- Made of mild steel tube 48mm o.d. 750mm above ground. Ragged version 240mm below ground
- Flanged version requires 3 No. 12mm bolts. Circular flange of mild steel, diameter 134mm, 6mm thick
- Weather cap of black polypropylene
- Galvanising is standard finish. Colour coated options available at extra cost

### Installation:

- Flanged posts should be bolted to a suitable existing surface, preferably concrete
- Ragged posts should be cast in a concrete foundation approx 300mm cube. The ragged ends ensure a good anchorage into concrete



## ▼ Boundary post

Boundary posts are fixed posts with either ragged ends for casting in or flanged ends for bolting down. They can be positioned between hinged posts to prevent unauthorised parking, or used as a permanent post by themselves to mark lateral limits, or with chain and eyelets to block access points.



## ► ▼ Rubber bollard

The flexible bollard which can bend down to 90° without normally being damaged, it will in time return to its original position. Low speed impacts will cause virtually no damage to the bollard, therefore considerable replacement costs are avoided.

Extremely robust, durable and maintenance free, the Universal and Konus are made from recycled granulated rubber. The bollards are flexible with no sharp edges, making them safe for pedestrians, cyclists and drivers. 200kg force needed to bend to 45°.



## ▲ Universal rubber bollard

### Installation:

Excavate hole 780mm deep, 300mm diameter, insert steel tube, pack sand to required depth then place bollard in hole and pack sand around to secure it.



## ▲ Konus rubber bollard

### Installation:

Simply drill and bolt down on to a suitable concrete surface. 6x12mm bolts available at extra cost.

Model	Finish	Height above ground (mm)	Below ground depth (mm)	Diameter at base (mm)	Extra info
Universal	Black	1000	340	140	Steel socket 780mm long x 160mm od, Weight 25kg
Konus	Black	740	n/a	140	Flange height 50mm x 305mm diameter Weight 16kg + 1.5kg for flange

## ► Recycled Bollards

### ▼ Range of 100% recycled bollards

Street Furnishings range of recycled bollards offers a cost-effective, long lasting rot and maintenance free solution to your traffic calming, general delineation and pedestrian safety schemes with a selection of design styles to suit most situations, from city centre to rural locations.

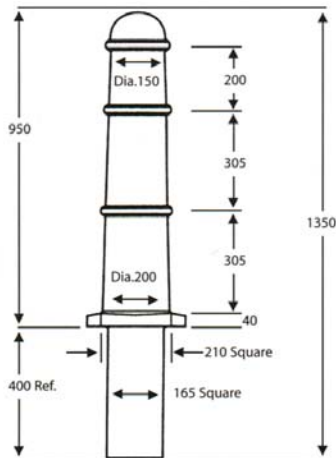
### ▼ Ornamental range

## ▼ Amsterdam



Dimensions: 150/200 Dia x 1350mm

Unit Weight: 30kg

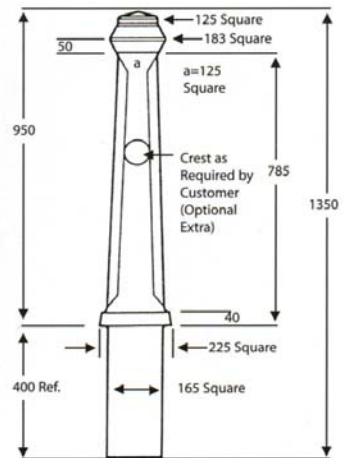


▼ Crest



Dimensions: 150/200 Dia x 1350mm

Unit Weight: 29kg

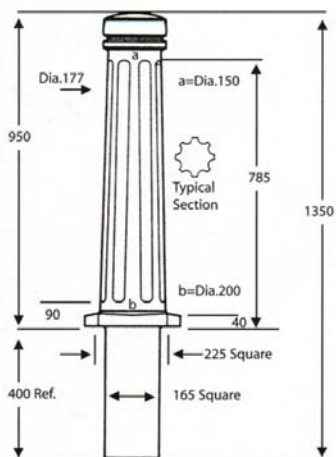


## ▼ Tudor



Dimensions: 150/200 Dia x 1350mm

Unit Weight: 29kg

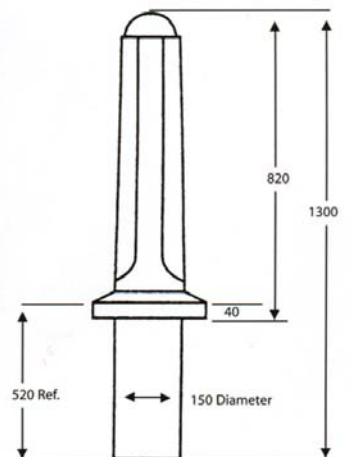


▼ **Octagonal**



Dimensions: 175 x 175 x 1300mm

Unit Weight: 22kg



## Bump bollard

- Made from 100% recycled thermoplastic
- Absorbs impact of slow moving vehicles and returns to original position
- Easily installed
- Available in a selection of existing designs
- Ideal for parking areas and loading bays

*All measurements in mm*



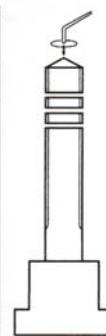
## ▼ Contemporary range - square base

### ▼ Pyramid top



Feature:  
Pyramid Top  
Base:  
Square  
Overall Dimensions:  
145 X 145 X 1460mm  
Unit Weight: 27kg  
**Order Code: P/S**

### ▼ Pyramid top - removable



Feature:  
Diamond Top - Removable  
Base:  
Square  
Dimensions:  
145 x 145 x 780mm  
Unit Weight: 15kg  
(bollard only)  
**Order Code: PR/S**  
Special Details:  
Concrete Locking Tool and  
ground base also supplied.

### ▼ Domed top - octagonal



Feature:  
Domed Top Octagonal Body  
Base:  
Square  
Dimensions:  
145 x 145 x 1500mm  
Unit Weight: 27kg  
**Order Code: DO/S**

### ▼ Domed top



Feature:  
Domed Top  
Base:  
Square  
Dimensions:  
145 x 145 x 1500mm  
Unit Weight: 24kg  
**Order Code: D/S**

## ▼ Classical range - circular base

### ▼ Domed top



Feature:  
Domed Top  
Base:  
Circular  
Dimensions:  
120 or 150 dia x  
1100/1300/1500mm  
Unit Weight: 15kg/m  
**Order Code: D/C**

### ▼ Chamfered top



Feature:  
Flat Top  
Base:  
Circular  
Dimensions:  
150 dia x  
1100/1300/1500mm  
Unit Weight: 15kg/m  
**Order Code: F/C**

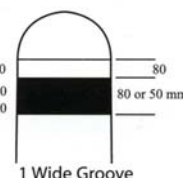
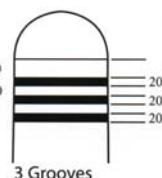
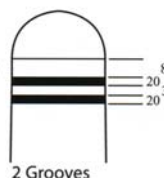
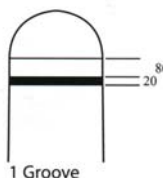

### ▼ Flat top



Feature:  
Chamfered Top  
Base:  
Circular  
Dimensions:  
150 dia x  
1100/1300/1500mm  
Unit Weight: 15kg/m  
**Order Code: C/C**

### ▼ Groove options

The Contemporary & Classical ranges can be supplied either blank or with grooves. The standard groove specification is detailed below. Non-standard grooves available on request.



### Ground fixing recommendations

Bollard base is secured permanently in a concrete bed, using an optional hole and peg feature.

### Reflective grades & colours

Class II grade (red or white) as standard; higher grades and alternative colours available on request.

# ► Polyurethane Bollards

## ► ▼ Range of polyurethane bollards

Street Furnishings supply a range of polyurethane bollards, all with a polymer casting over an internal steel core. These combined materials and construction give the bollards inherent structural strength, but also will not shatter on impact. Minimum maintenance is required as the bollards will not rust as they are made from a self-coloured flame retardant engineering grade polymer.

Many designs are available to order in most BS or RAL colours. Gold banding and reflective finishes can be supplied to your requirements.

## ► Streetwise bollard

“The bollard that takes care of itself”.

This bollard has a smooth basic design which, once installed, requires zero maintenance. Highly resistant to accidental and deliberate damage.

### Dimensions:

Typical height: 1000mm

Typical root depth: 300mm


Typical diameter: 150mm

Available in standard black and a range of popular colours.



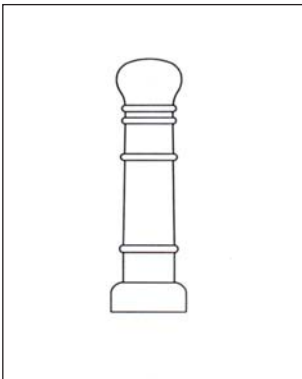
## ▼ Alnwick

Height: 395 Max dia: 175




## ▼ Medium Alnwick

Height: 600 Max dia: 175



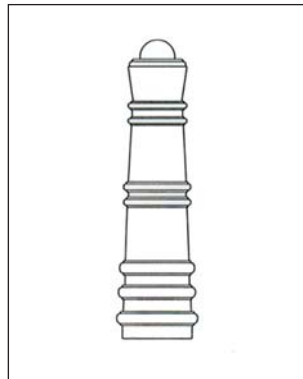
## ▼ Large Alnwick

Height: 900 Max dia: 300




## ▼ Ashby

Height: 785 Max dia: 210



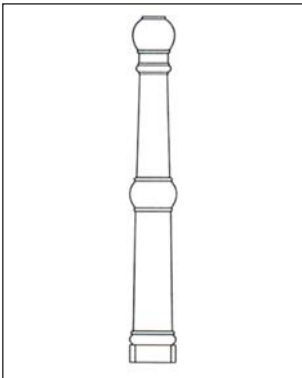
## ▼ Ashton

Height: 900 Square at base: 150



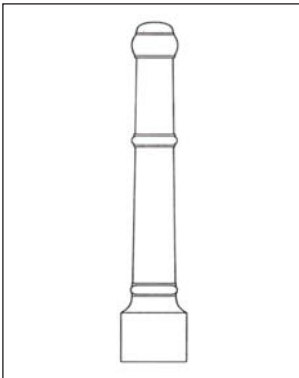
## ▼ Barnstaple

Height: 983 Across flats on base: 130



## ▼ Birmingham

Height: 1034 Across flats on base: 200

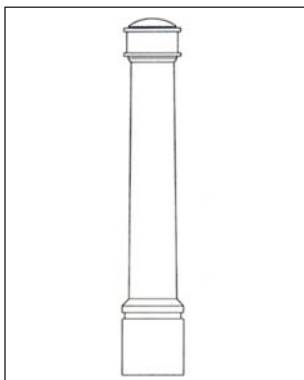


All measurements in mm



▼ **Borough**

Height: 1134 Max dia: 200



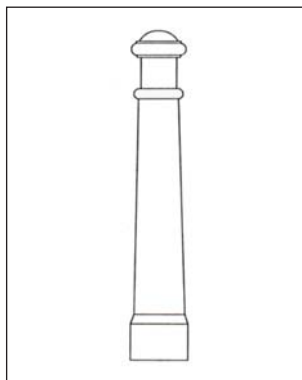
▼ **Brent**

Height: 900 Max dia: 157



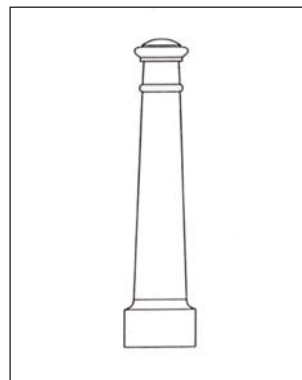
▼ **Bristol**

Height: 895 Max dia: 160



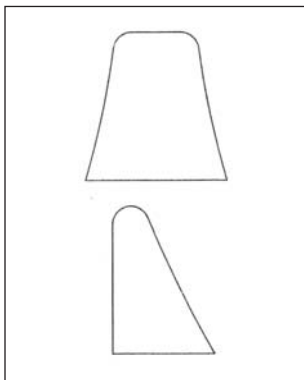
▼ **Bury**

Height: 815 Max dia: 188



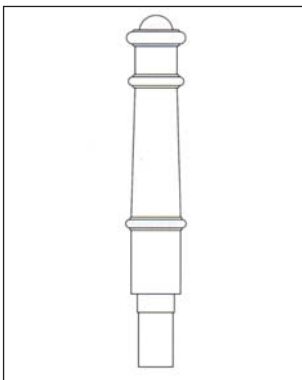
▼ **Edge protector**

Height: 995 Max dia: 185



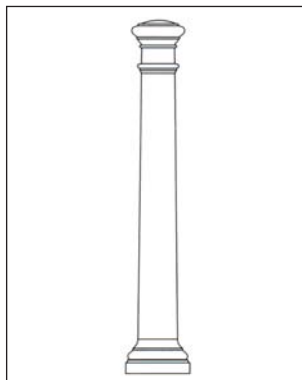
▼ **Carronade**

Height: 1140 Max dia: 245



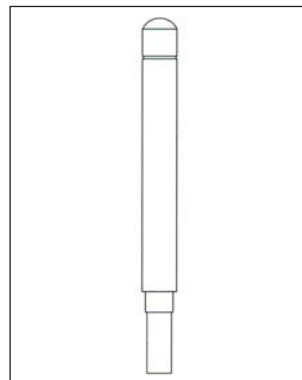
▼ **Chorley**

Height: 1251 Max dia: 225



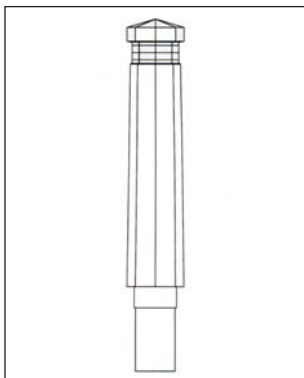
▼ **Clapham**

Height: 1000 Max dia: 125



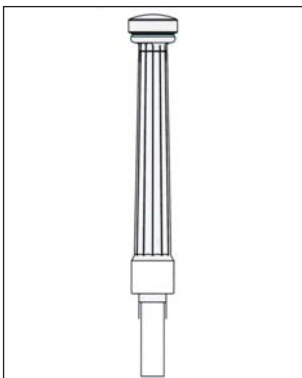
▼ **Croydon**

Height: 950 Max dia: 201



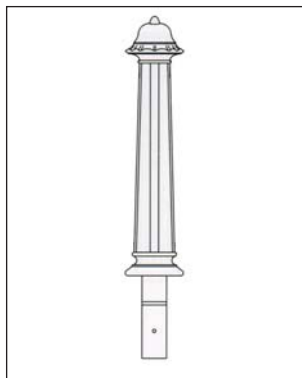
▼ **Darlington**

Height: 1095 Max dia: 190



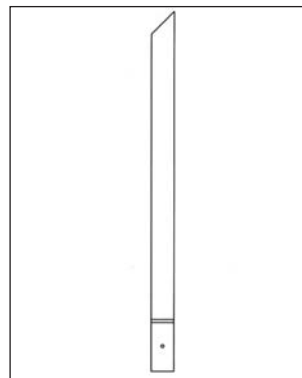
▼ **Daventry**

Height: 940 Max dia: 210



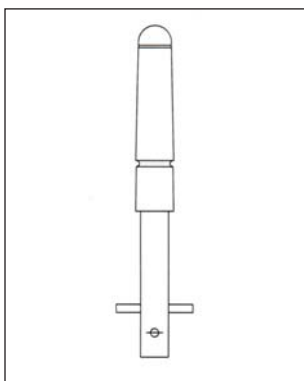
▼ **Deansgate**

Height: 1140 Max dia: 100




▼ **Bisley**

Height: 760 Max dia: 155



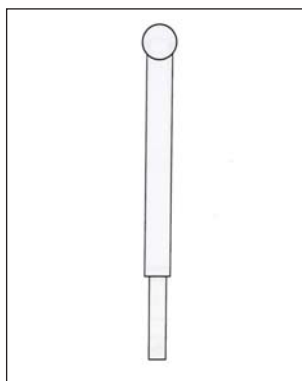
▼ **Durham**

Height: 930 Max dia: 200



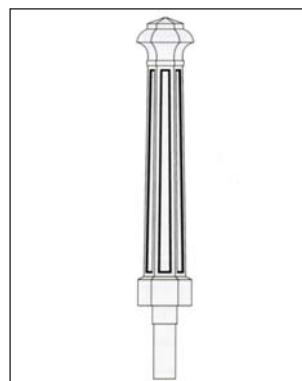
▼ **Earsdon**

Height: 900 Max dia: 120



▼ **Eastbourne**

Height: 1178 Max dia: 231

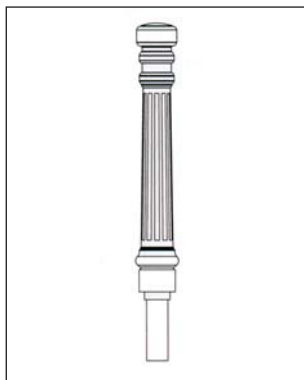


All measurements in mm

## ► Polyurethane Bollards (continued)

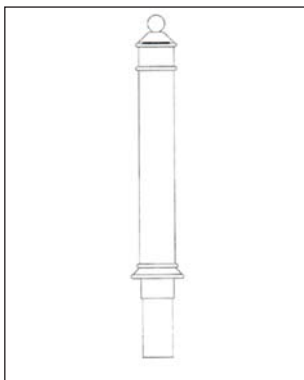
### ▼ Eton

Height: 970 Max dia: 155




### ▼ Ealing

Height: 1000 Max dia: 200



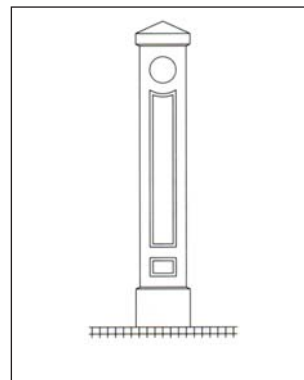
### ▼ Keir

Height: 950 Max dia: 200



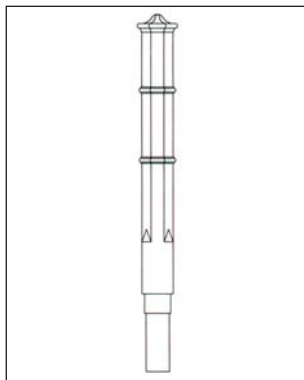
### ▼ Kirklees

Height: 995 Max dia: 175



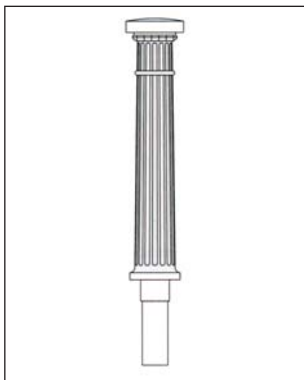
### ▼ Large Norwich

Height: 1075 Max dia: 155



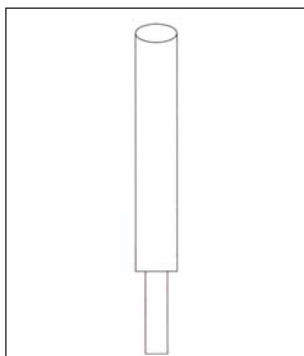
### ▼ Leytonstone

Height: 917 Max dia: 200



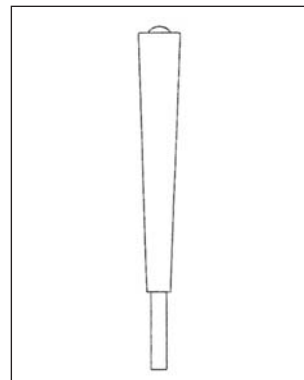
### ▼ Manchester Millenium

Height: 900 Max dia: 250



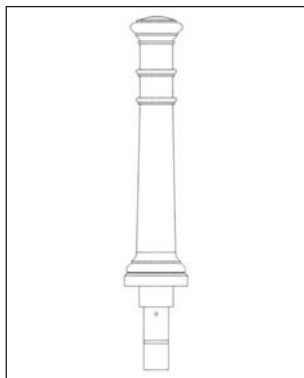
### ▼ Mersey

Height: 1000 Max dia: 160



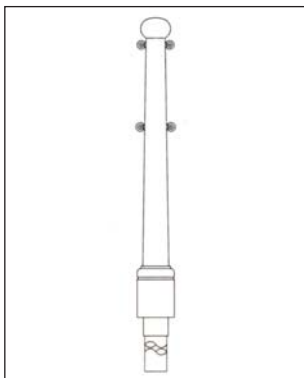
### ▼ Oldham

Height: 965 Max dia: 225



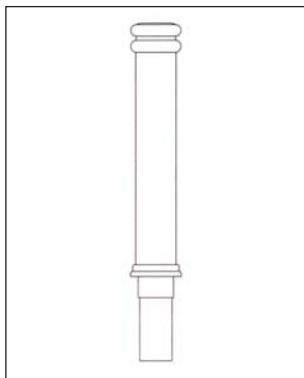
### ▼ Plymouth

Height: 1220 Max dia: 150



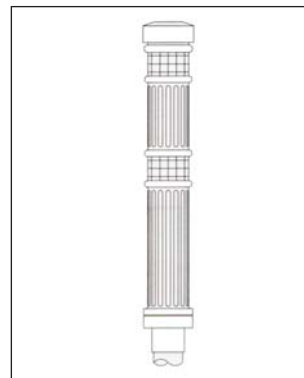
### ▼ Radley

Height: 900 Max dia: 180



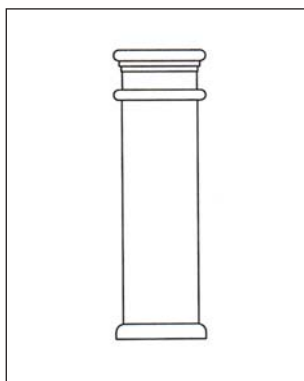
### ▼ Red Route

Height: 950 Max dia: 156



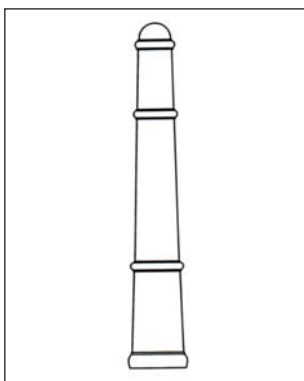
### ▼ Horsham

Height: 800 Max dia: 250



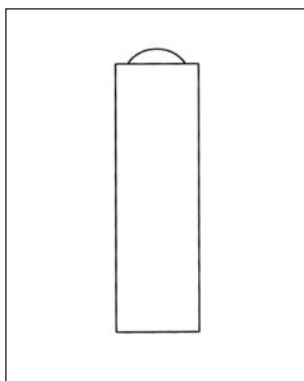
### ▼ Islington

Height: 990 Max dia: 170



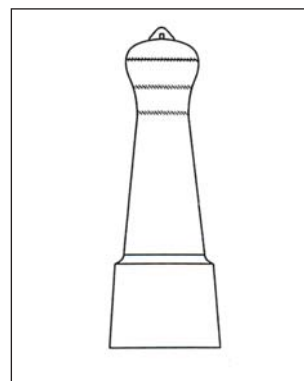
### ▼ Kristiansand

Height: 750 Max dia: 220



### ▼ Langbaugh

Height: 890 Max dia: 310

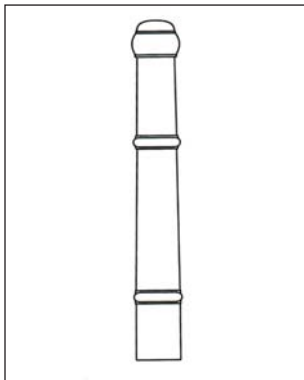


All measurements in mm



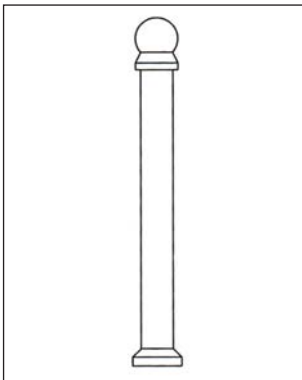
▼ **Large Cannon**

Height: 1000 Max dia: 140



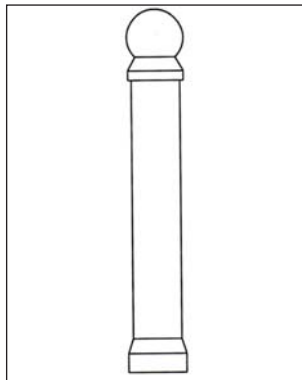
▼ **Leicester**

Height: 1000 Max dia: 140



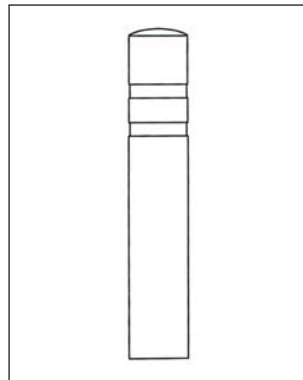
▼ **Leicester Heavy**

Height: 1000 Max dia: 156




▼ **Maidenhead**

Height: 918 Max dia: 165



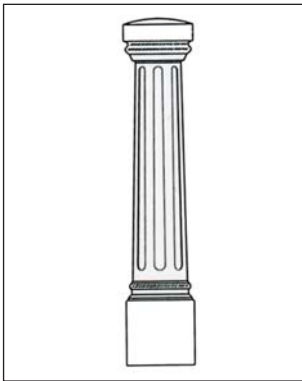
▼ **Manchester**

Height: 965 Max dia: 225



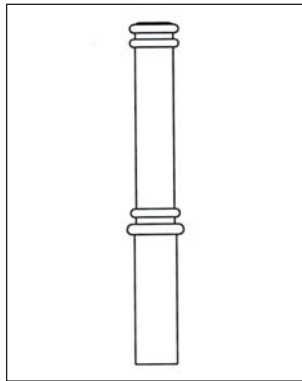
▼ **Melton Mowbray**

Height: 960 Max dia: 188



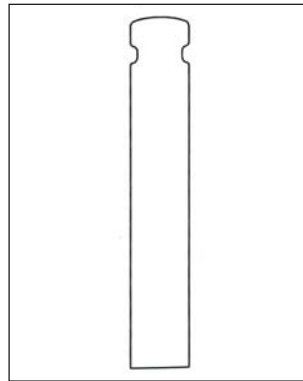
▼ **Morpeth**

Height: 900 Max dia: 145



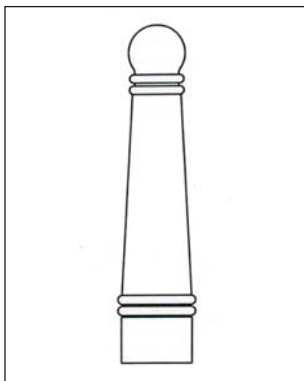
▼ **Newcastle**

Height: 1000 Max dia: 168



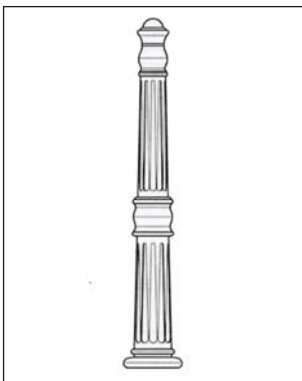
▼ **Gateshead**

Height: 845 Max dia: 190



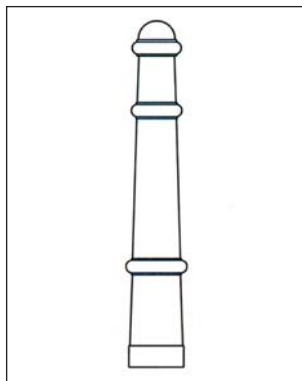
▼ **Gravesham**

Height: 1102 Max dia: 185



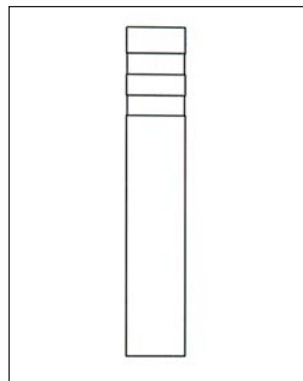
▼ **Hackney**

Height: 970 Max dia: 170



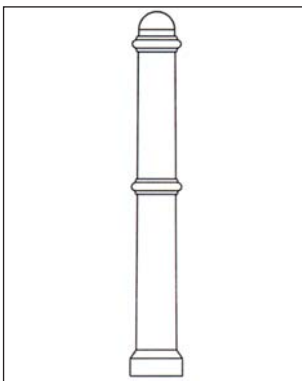
▼ **Haringey**

Height: 947 Max dia: 167



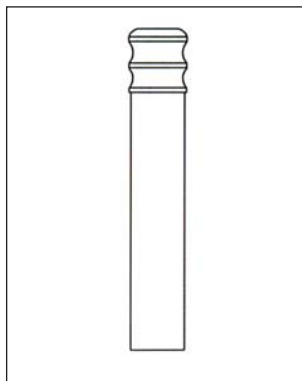
▼ **Havant**

Height: 1220 Max dia: 180



▼ **Hendon**

Height: 900 Max dia: 155


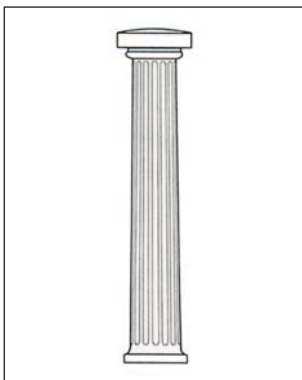


All measurements in mm

## ► Polyurethane Bollards (continued)

### ▼ Hexham

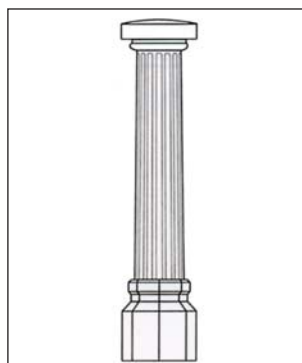
Height: 917 Max dia: 200



### ▼ Hexham

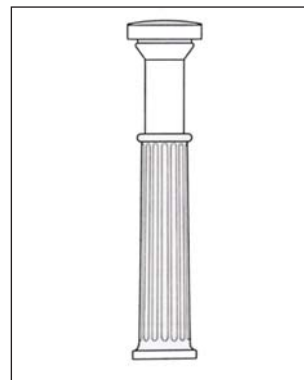
Octagonal base

Height: 917 Across flats on base: 200




### ▼ Modified Hexham

Height: 917 Max dia: 200



### ▼ Camden

Height: 1075 Rect. base: 246 x 142



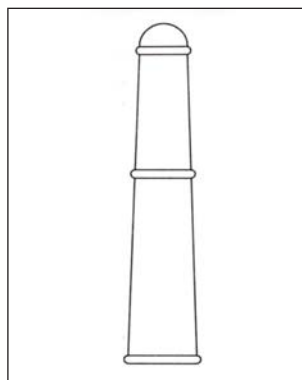
### ▼ Capstan

Height: 900 Max dia: 120



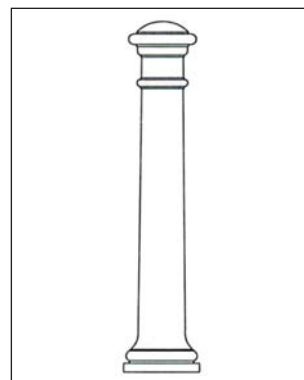
### ▼ Capital

Height: 1050 Max dia: 240



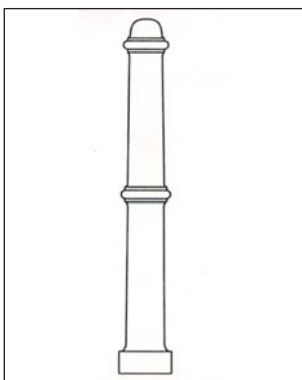
### ▼ Cardiff

Height: 1000 Across flats on base: 220



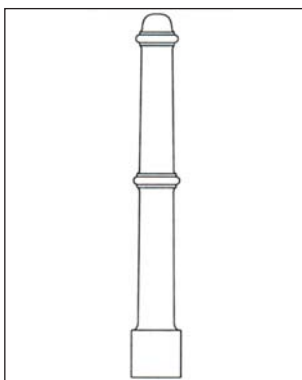
### ▼ Cheltenham

Height: 1130 Max dia: 165



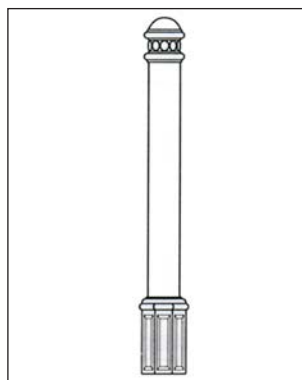
### ▼ Ext. Cheltenham

Height: 1220 Max dia: 165



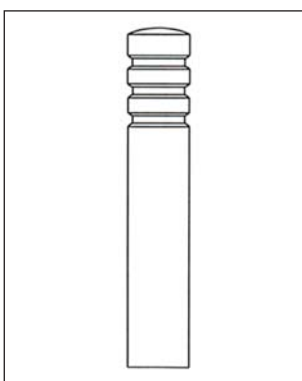
### ▼ Chertsey

Height: 1000 Max dia: 156



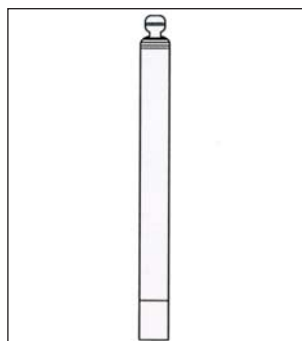
### ▼ City

Height: 796 or 950 Max dia: 145



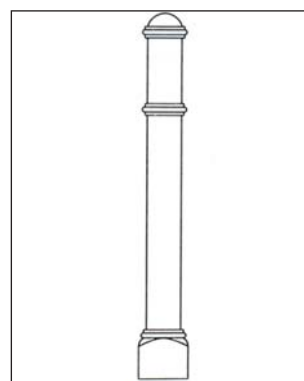
### ▼ Coldstream folddown

Height: 745 Max dia: 65



### ▼ Conservation

Height: 1110 Across flats on base: 150

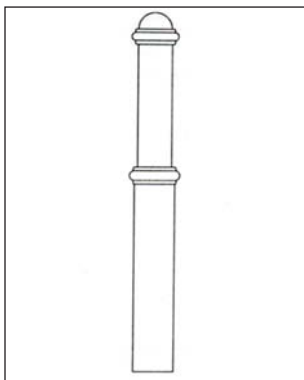


All measurements in mm



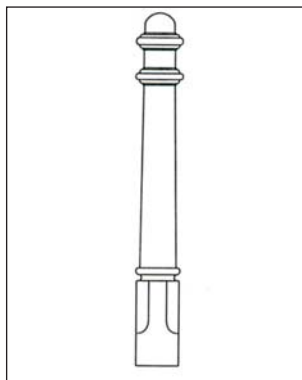
▼ **Cornwall**

Height: 1095 Max dia: 152



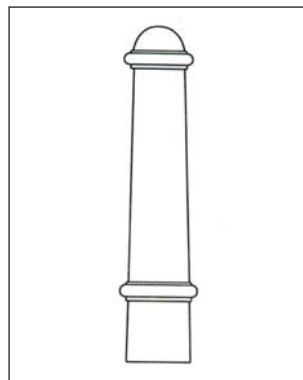
▼ **Deal**

Height: 1000 Max dia: 125



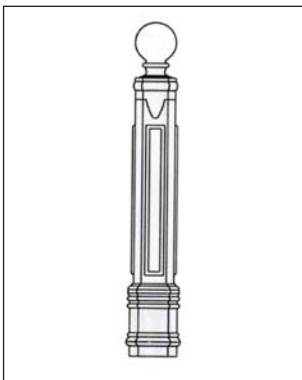
▼ **Delaval**

Height: 800 Max dia: 182



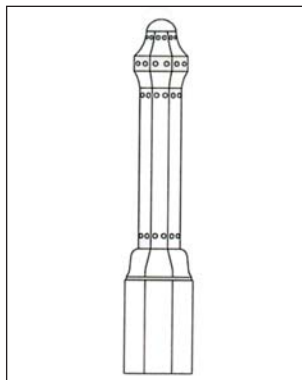
▼ **Dewsbury**

Height: 920 Max dia: 150



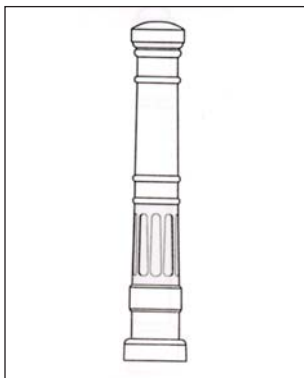
▼ **Dudley**

Height: 1155 Across flats on base: 222



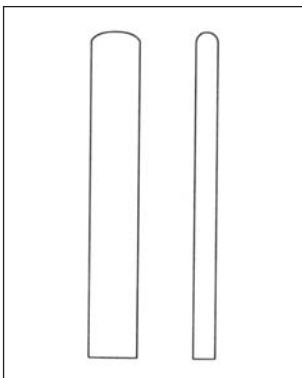
▼ **East Sussex**

Height: 915 Max dia: 168



▼ **Edge bollard**

Height: 900 Elliptical sect: 130x60



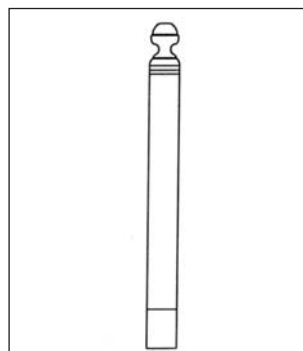
▼ **Fort William**

Height: 990 Max dia: 160



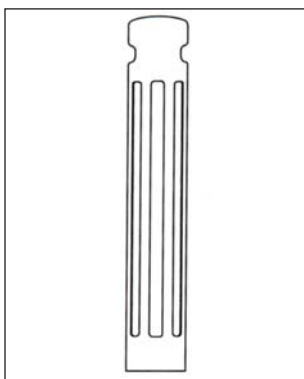
▼ **Fusilier fold down**

Height: 745 Max dia: 65



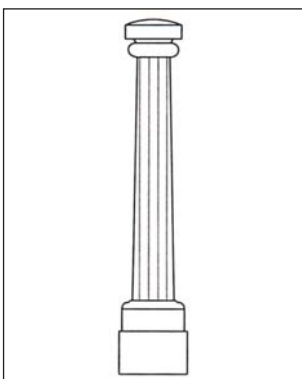
▼ **Newcastle fluted**

Height: 1000 Max dia: 168



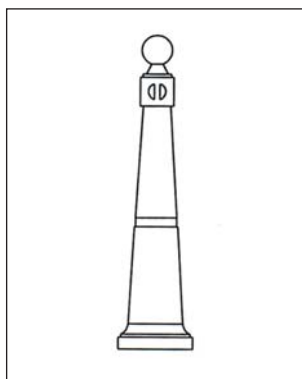
▼ **Old Camden**

Height: 1205 Across flats on base: 230



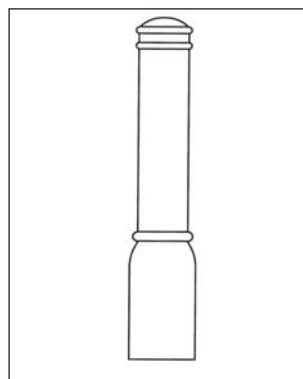
▼ **Oslo**

Height: 800 Max dia: 187



▼ **Pontefract**

Height: 1110 Max dia: 210

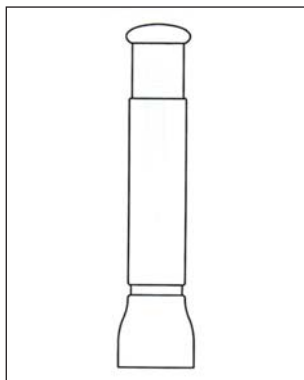


All measurements in mm

## ► Polyurethane Bollards (continued)

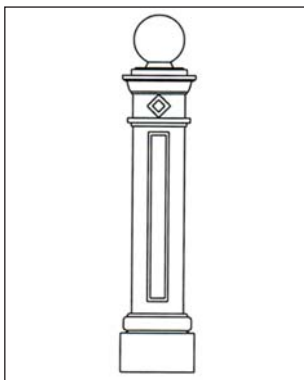
### ▼ Redbridge

Height: 920 Max dia: 200




### ▼ St Anne's

Height: 1005 Across flats on base: 202



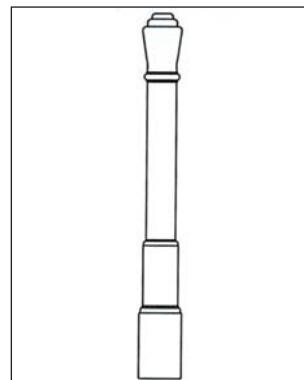
### ▼ Seaham

Height: 850 Across flats on base: 150



### ▼ Small Cannon

Height: 965 Max dia: 110



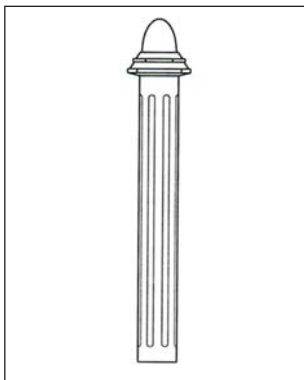
### ▼ Victoriana

Height: 900 Max dia: 120



### ▼ Woking

Height: 925 Across flats at head: 165



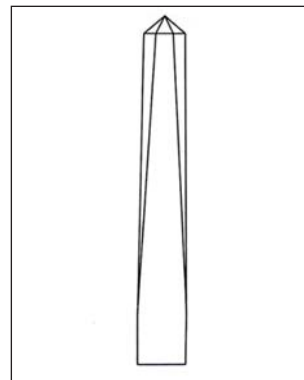
### ▼ Whitley

Height: 980 Max dia: 200



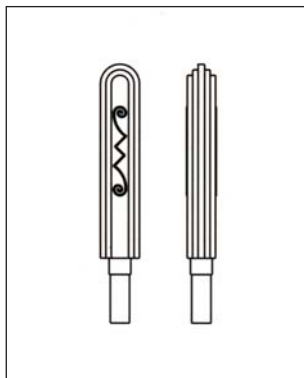
### ▼ William IV

Height: 1010 Square at base: 140



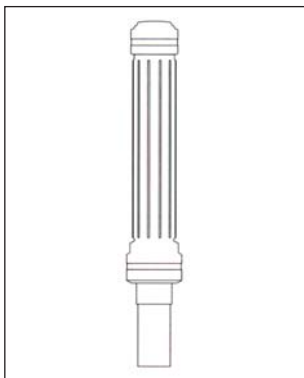
### ▼ Art deco

Height: 900 Max dia: 180x130



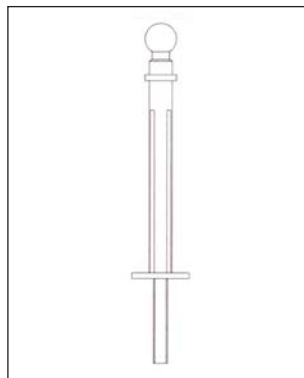
### ▼ Beaumont

Height: 940 Max dia: 194



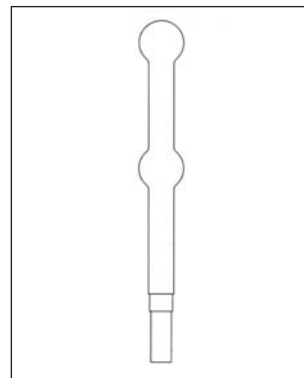
### ▼ Bedford

Height: 900 Max dia: 200



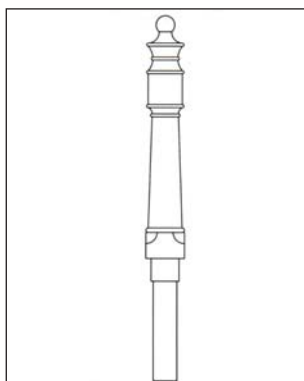
### ▼ Benllech

Height: 1197 Max dia: 194



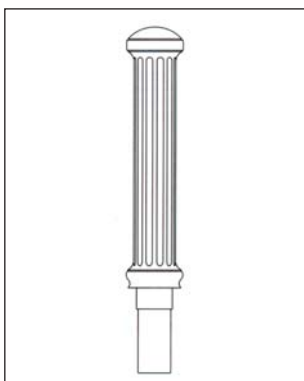
### ▼ Benwell

Height: 790 Max dia: 120



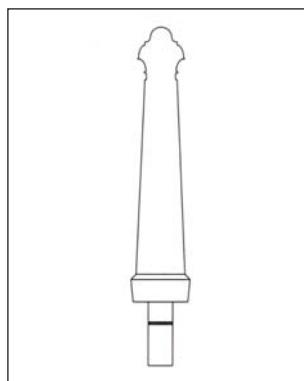
### ▼ Beresford

Height: 920 Max dia: 197



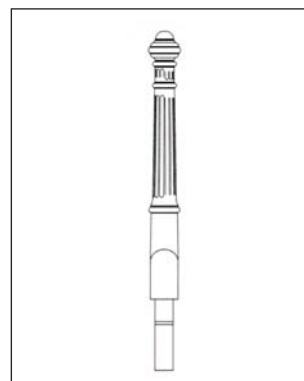
### ▼ Bideford

Height: 1295 Max dia: 275



### ▼ Bradford

Height: 1130 Max dia: 135

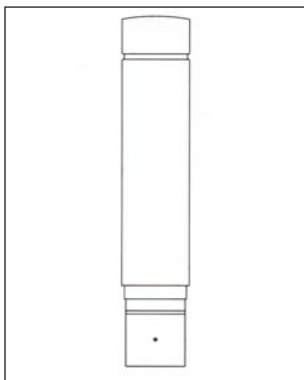


All measurements in mm



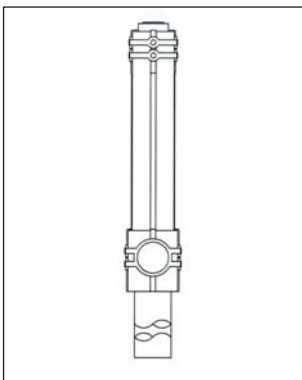
▼ **Bray**

Height: 1000 Max dia: 250



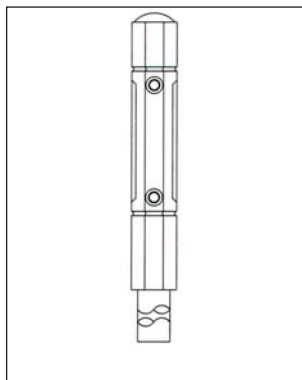
▼ **Bridge**

Height: 1000 Max dia: 190



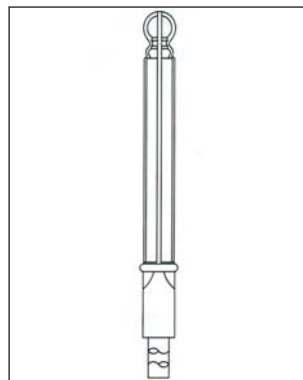
▼ **Caernarfon**

Height: 987 Max dia: 160



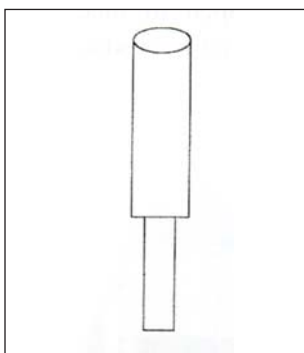
▼ **Cambridge**

Height: 1210 Square base: 117



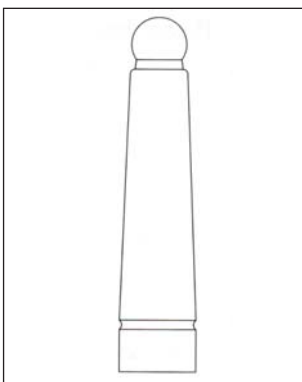
▼ **Reduced Millenium**

Height: 500 Max dia: 250



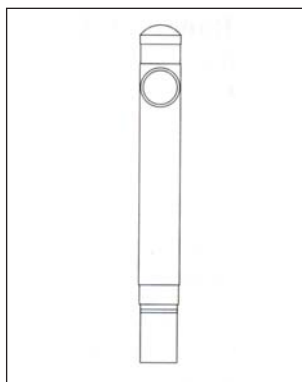
▼ **Renfrew**

Height: 750 Max dia: 100



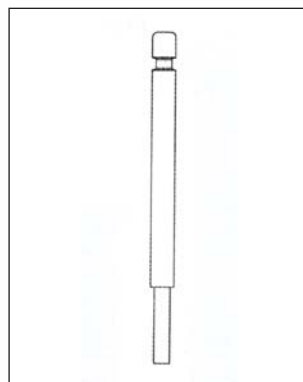
▼ **Riverside**

Height: 1000 Max dia: 155




▼ **St Mary's**

Height: 1000 Max dia: 90



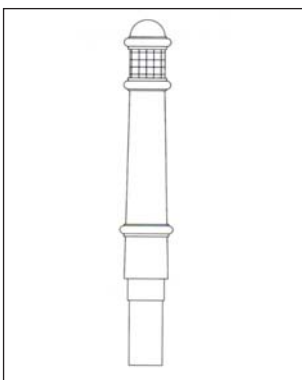
▼ **Sandwell**

Height: 1000 Max dia: 90



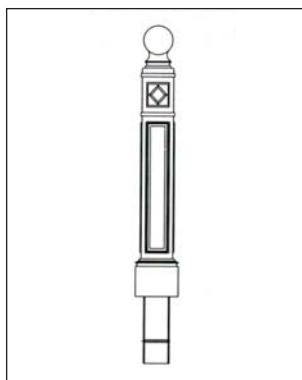
▼ **Slough**

Height: 900 Max dia: 182



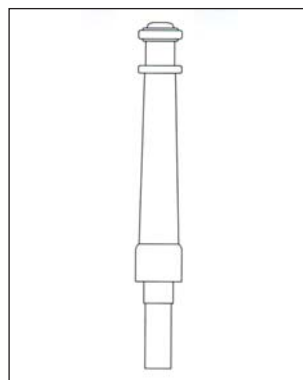
▼ **Stockport**

Height: 1215 Max dia: 190



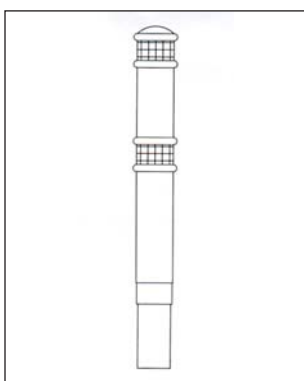
▼ **Sunderland**

Height: 896 Max dia: 157



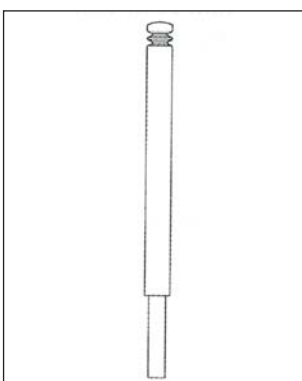
▼ **Sutton redroute**

Height: 965 Max dia: 153



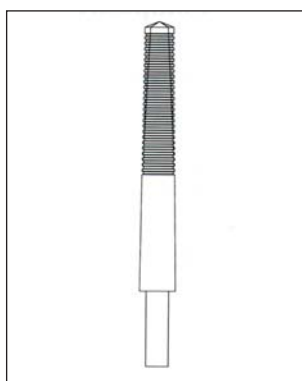
▼ **Tyne**

Height: 1000 Max dia: 90



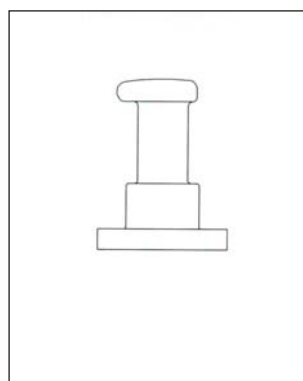
▼ **Westminster**

Height: 1075 Max dia: 142



▼ **Mooring**

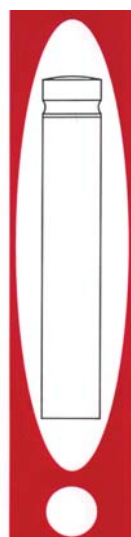
Height: 302 Max dia: 228



All measurements in mm


## ► Composite Bollards

Bollards are shown at a height above ground of 1000mm. Standard root length is 300mm. Dimensions below are in mm.



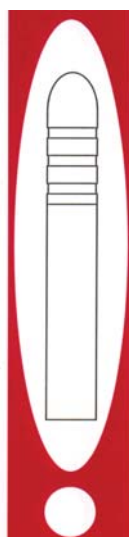
**SF-CB01**

Steel dia: 168



**SF-CB02**

Steel dia: 114




**SF-CB03**

Steel dia: 140




**SF-CB04**

Steel dia: 168



**SF-CB05**

Steel dia: 194




**SF-CB06**

Steel dia: 168




**SF-CB07**

Steel dia: 114




**SF-CB08**

Steel dia: 140




**SF-CB09**

Steel dia: 114



**SF-CB10**

Steel dia: 194



**SF-CB11**

Steel dia: 140



**SF-CB12**

Steel dia: 168



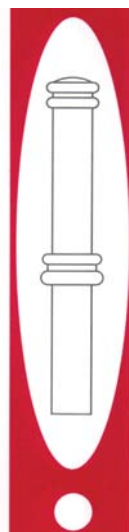
**SF-CB13**

Steel size: 150



**SF-CB14**

Steel size: 150



**SF-CB15**

Steel dia: 114



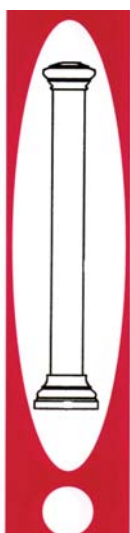
**SF-CB16**

Steel dia: 168



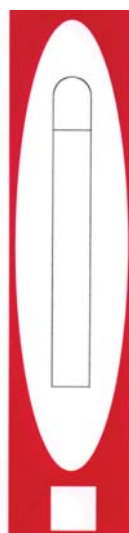
**SF-CB17**

Steel dia: 168



**SF-CB18**

Steel dia: 168



**SF-CB19**

Steel size: 150



**SF-CB20**

Steel dia: 114



**SF-CB21**

Steel dia: 140



**SF-CB22**

Steel dia: 168



**SF-CB23**

Steel dia: 168



**SF-CB24**

Steel dia: 168



## Range of plastic bollards

Street Furnishings supply a range of hard wearing plastic bollards and low-level signage. The range is designed for rural, urban and heritage areas and comes with a variety of fixing methods, banding and reflective options.



Bollard Fixing Methods				Options	
<p>There are four standard fixing methods for these bollards and low level signage products - socketed, surface, anti-ram and permanent.</p> <p>Individual Installation Instruction Sheets are available on request.</p>					
	Socketed	Surface	Anti-Ram	Permanent	
Heritage Bollard 75	♦	♦	♦	♦	♦
Heritage Bollard 150	♦	♦	♦	♦	♦
Heritage Reflex Bollard 150				♦	
Heritage Linsign 135/205	♦	♦		♦	
Classic Bollard 75	♦	♦	♦	♦	♦
Classic Bollard 150	♦	♦	♦	♦	♦
Classic Reflex Bollard 150				♦	
Classic Linsign 300	♦	♦		♦	
Edgeminder			♦	♦	♦
Sterling			♦	♦	♦
Monarch			♦	♦	♦

## Sign Options

### Standard



### Non-standard



- A. Speed Limit (10mph)  
 B. Speed Limit (20mph)  
 C. Speed Limit (40mph)  
 D. No Entry  
 E. Turn Left  
 F. Turn Right  
 G. Keep Left  
 H. Keep Right  
 I. Cycle Route  
 J. Cycles/Pedestrians Only 'Route Marked'  
 K. Cycles/Pedestrians Only  
 L. Cycles/Pedestrians Only 'Route Marked'  
 \*M. Out  
 \*N. In  
 O. Disabled and Parking  
 P. Mother and Baby Parking  
 Q. Delivery Point  
 R. Loading Bay  
 S. Concealed Entrance

## Colour Specification

### Standard colours



### Heritage colours




### Classic colours



### Stone colours



### Reflex colours




### Non-standard colours

Products can be moulded in non-standard colours, which can be matched to NCS Natural Color System®, MUNSELL®, RAL Design System®, PANTONE® or sample references.



## ► Plastic Bollards (continued)

### Heritage 75



**Key features** Durable plastic bollard, non-corrosive, maintenance-free and recyclable. Moulded-in colour. Choice of tops.

**Popular uses** Demarcation of parking spaces and pedestrian precincts, separation of pedestrian, cycle and vehicular routes, hazard marking and anti-ram.

**Optional features** Blanking cap, chain link, stone finish. Class 1, Class 2, decorative bandings and Visibol version.

**Fixing mechanism** Socketed, surface, anti-ram and permanent.

**Materials** UV stabilised moulded polyethylene (PE). Reflective bandings applied to aluminium carriers.

**Colour range** Choose from Heritage and Stone range as standard. Other colours made to order.



### Heritage 150



**Key features** Durable plastic bollard, non-corrosive, maintenance-free and recyclable. Moulded-in colour. Choice of tops.

**Popular uses** Demarcation of parking spaces and pedestrian precincts, separation of pedestrian, cycle and vehicular routes, hazard marking and anti-ram.

**Optional features** Blanking cap, chain link, stone finish. Class 1, Class 2, decorative bandings and Visibol version.

**Fixing mechanism** Socketed, surface, anti-ram and permanent.

**Materials** UV stabilised moulded polyethylene (PE). Reflective bandings applied to aluminium carriers.

**Colour range** Choose from Heritage and Stone range as standard. Other colours made to order.



### Heritage Reflex 150



**Key features** Hard-wearing self-righting plastic bollard. Non-corrosive, maintenance-free and recyclable. Moulded-in colour. Shatter-proof angled reflectors.

**Popular uses** Hazard marking in high risk locations.

**Optional features** Class 1 and Class 2 reflective banding. Visibol version available.

**Fixing mechanism** Surface and permanent.

**Materials** UV stabilised moulded polyethylene (PE). Reflective bandings applied to aluminium carriers.

**Colour range** Black, white and dark grey stone.



### Heritage Visibol 150



**Key features** Highly reflective Heritage-styled plastic bollard, non-corrosive, maintenance-free and recyclable. Moulded-in colour. Choice of tops. Recessed areas protect reflective banding.

**Popular uses** Poorly lit locations and accident black spots where reflective bollard could help reduce risk. As distinctive lead bollard in traffic calming schemes.

**Optional features** Blanking cap, chain link, stone finish. Wide selection of banding combinations.

**Fixing mechanism** Socketed, surface, anti-ram and permanent.

**Materials** UV stabilised moulded polyethylene (PE). Reflective bandings applied to aluminium carriers.

**Colour range** Choose from Heritage and Stone range as standard. Other colours made to order.



All measurements in mm



## Classic Visibol 150



**Key features** Highly reflective Classic-styled plastic bollard, non-corrosive, maintenance-free and recyclable. Moulded-in colour. Choice of tops. Recessed areas protect reflective banding.

**Popular uses** As distinctive lead bollard in traffic calming schemes. Also poorly lit locations and accident black spots where reflective bollard could help reduce risk.

**Optional features** Blanking cap, chain link, stone finish. Wide selection of banding combinations.

**Fixing mechanism** Socketed, surface, anti-ram and permanent.

**Materials** UV stabilised moulded polyethylene (PE). Reflective bandings applied to aluminium carriers.

**Colour range** Choose from Heritage and Stone range as standard. Other colours made to order.



## Edgeminder 20mm band



**Key features** Durable Heritage plastic mini bollard with 20mm reflective banding. Non-corrosive, maintenance-free and recyclable. Moulded-in colour.

**Popular uses** Perimeter control for grassed and landscaped areas. Definition of pedestrian routes to and from parking areas. Kerbside protection on public roads. Identification of reserved parking.

**Optional features** Security bar for soft verge location. Chain link, stone finish. Class 1 and decorative bandings.

**Fixing mechanism** Anti-ram and permanent.

**Materials** UV stabilised moulded polyethylene (PE). Reflective bandings applied to aluminium carriers.

**Colour range** Choose from Heritage and Stone range as standard. Other colours made to order.



## Edgeminder 150mm band



**Key features** Durable Heritage plastic mini bollard with 150mm reflective banding. Non-corrosive, maintenance-free and recyclable. Moulded-in colour.

**Popular uses** Perimeter control for grassed and landscaped areas. Definition of pedestrian routes to and from parking areas. Kerbside protection on public roads. Identification of reserved parking.

**Optional features** Security bar for soft verge location. Chain link, stone finish. Class 1 and decorative bandings.

**Fixing mechanism** Anti-ram and permanent.

**Materials** UV stabilised moulded polyethylene (PE). Reflective bandings applied to aluminium carriers.

**Colour range** Choose from Heritage and Stone range as standard. Other colours made to order.

## Classic 75



**Key features** Durable plastic bollard, non-corrosive, maintenance-free and recyclable. Moulded-in colour. Choice of tops.

**Popular uses** Separation of pedestrian, cycle and vehicular routes, demarkation of parking spaces and pedestrian precincts, hazard marking and anti-ram.

**Optional features** Blanking cap, chain link, stone finish. Class 1, Class 2, decorative bandings and Visibol version.

**Fixing mechanism** Socketed, surface, anti-ram and permanent.

**Materials** UV stabilised 100% post consumer recycled moulded polyethylene (PE). Reflective bandings applied to aluminium carriers.

**Colour range** Choose from Classic and Stone range as standard. Other colours made to order.



All measurements in mm



## ► Plastic Bollards (continued)

### Classic 150



**Key features** Durable plastic bollard, non-corrosive, maintenance-free and recyclable. Moulded-in colour. Choice of tops.

**Popular uses** Demarkation of parking spaces and pedestrian precincts, separation of pedestrian, cycle and vehicular routes, hazard marking and anti-ram.

**Optional features** Blanking cap, chain link, stone finish. Class 1, Class 2, decorative bandings and Visibol version.


**Fixing mechanism** Socketed, surface, anti-ram and permanent.

**Materials** UV stabilised 100% post consumer recycled moulded polyethylene (PE). Reflective bandings applied to aluminium carriers.

**Colour range** Choose from Classic and Stone range as standard. Other colours made to order.



### Monarch



**Key features** Hard-wearing easy to install plastic bollard. Non-corrosive, maintenance-free and recyclable. Moulded-in colour. Choice of decorative bandings.

**Popular uses** Demarkation of parking spaces and pedestrian precincts in retail and high street settings. Ram raid deterrent.

**Optional features** Chain link. Decorative bandings. Heavy duty core for ram raid protection.


**Fixing mechanism** Anti-ram and permanent.

**Materials** UV stabilised moulded polyethylene (PE). Reflective bandings applied to aluminium carriers. Galvanised steel structural core.

**Colour range** Choose from Heritage and Stone range as standard. Other colours made to order.



### Sterling



**Key features** Robust moulded plastic bollard with appearance of metal. Non-corrosive, maintenance-free and recyclable. Moulded-in colour.

**Popular uses** Demarkation of parking spaces and pedestrian precincts in retail and high street settings. Ram raid deterrent.

**Optional features** Chain link. Heavy duty core for ram raid protection.

**Fixing mechanism** Anti-ram and permanent.

**Materials** UV stabilised moulded polyethylene (PE). Galvanised steel structural core.

**Colour range** Choose from Heritage and Stone range as standard. Other colours made to order.



### Linsign 135



**Key features** Durable plastic Heritage signage bollard. Non-corrosive, maintenance-free and recyclable. Moulded-in colour. Choice of TSRGD approved signage tops.

**Popular uses** Demarkation of parking spaces and pedestrian precincts, hazard marking, display of advisory symbols.

**Optional features** Blanking cap, stone finish. Class 2 sign face. Visibol version available.

**Fixing mechanism** Socketed, surface and permanent options.

**Materials** UV stabilised moulded polyethylene (PE). Reflective bandings applied to aluminium carriers.

**Colour range** Choose from Heritage and Stone range as standard. Other colours made to order.



All measurements in mm



### Linsign 205



**Key features** Durable plastic Heritage signage bollard. Non-corrosive, maintenance-free and recyclable. Moulded-in colour. Choice of TSRGD approved signage tops.

**Popular uses** Bus stops and bus lanes, separation of pedestrian, cycle and vehicular routes, demarcation of pedestrian precincts, hazard marking, advisory symbol display.

**Optional features** Blanking cap, stone finish. Class 2 sign face. Visibol version available.

**Materials** UV stabilised moulded polyethylene (PE). Reflective bandings applied to aluminium carriers.

**Colour range** Choose from Heritage and Stone range as standard. Other colours made to order.



### Linsign 300



**Key features** Durable plastic signage bollard. Non-corrosive, maintenance-free and recyclable. Moulded-in colour. Choice of TSRGD approved signage tops.

**Popular uses** Speed warnings, separation of pedestrian, cycle and vehicular routes, demarcation of parking spaces, display of advisory symbols.

**Optional features** Blanking cap, stone finish. Class 1 sign face. Visibol version available.


**Fixing mechanism** Socketed, surface and permanent options.

**Materials** UV stabilised moulded polyethylene (PE). Reflective bandings applied to aluminium carriers.

**Colour range** Choose from Heritage and Stone range as standard. Other colours made to order.



### Linsign Visibol 135/205



**Key features** Highly reflective Heritage signage bollard. Non-corrosive, maintenance-free and recyclable. Moulded-in colour. Choice of TSRGD approved signage tops. Recessed areas protect reflective banding.

**Popular uses** Provides additional visibility to advisory signs.

**Optional features** Blanking cap, chain link, stone finish. Wide selection of banding combinations.

**Fixing mechanism** Socketed, surface, anti-ram and permanent.

**Materials** UV stabilised moulded polyethylene (PE). Reflective bandings applied to aluminium carriers.

**Colour range** Choose from Heritage and Stone range as standard. Other colours made to order.



### Linsign Visibol 300



**Key features** Highly reflective Classic signage bollard. Non-corrosive, maintenance-free and recyclable. Moulded-in colour. Choice of TSRGD approved signage tops. Recessed areas protect edges of reflective banding.

**Popular uses** Poorly lit locations and accident blackspots where fully reflective bollards could help to reduce risks.

**Optional features** Blanking cap, stone finish. Wide selection of banding combinations.

**Fixing mechanism** Socketed, surface, anti-ram and permanent.

**Materials** UV stabilised moulded polyethylene (PE). Reflective bandings applied to aluminium carriers.

**Colour range** Choose from Heritage and Stone range as standard. Other colours made to order.



All measurements in mm



## ► Allegrini Verge Post Bollards

### ► ▼ Allegrini verge post

The traditional verge post made from hollow plastic with a 'solid' look. All the posts are suitable for installation in concrete, asphalt or soil. Visually compatible, they blend with existing posts in any situation. The long life of all the posts makes them economical with the added bonus of a proven record for all-round safety.

- Designed and manufactured to the highest specification
- Quick and simple to install
- Clearly visible by day or night and in bad weather conditions
- Highly durable plastic has special additive giving resistance to UV radiation
- These cylindrical posts are self-cleaning in wet weather - which ensures reduced maintenance
- Can be used anywhere - from trunk roads to car parks
- Cost-effective, lightweight, rust and rot proof
- In the event of impact, Allegrini has no sharp edges and will not splinter or become a dangerous missile
- Class I reflectors in red and white
- Packed in bags of 10

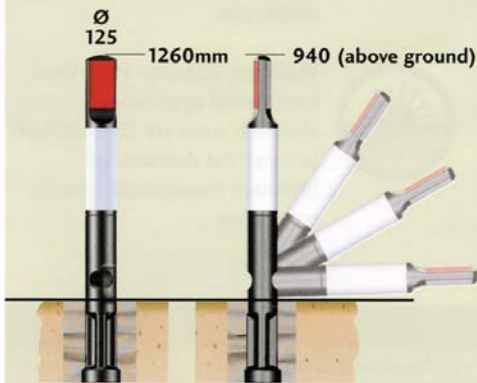
#### Specification:

Height	130cm
Weight	1.8Kg
Colour	Black and white
Reflectors	Red and white





## Reflex Vergemarker



**Key features** Affordable self-righting reflective plastic marker post. Non-corrosive, maintenance-free and recyclable. Shatter-proof angled reflectors. Highly visible white band on smooth 'non-clog' surface.

**Popular uses** Hazard marking in high risk locations.

**Optional features** Also available in rigid staked.

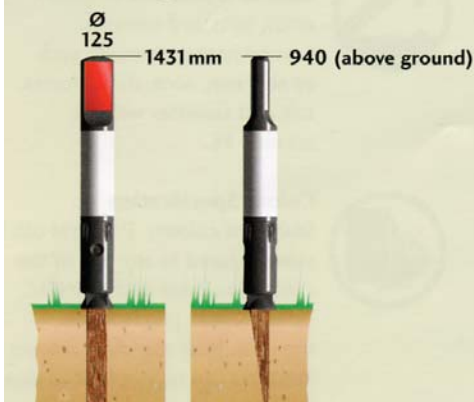
**Fixing mechanism** Surface and permanent.

**Materials** UV stabilised moulded polyethylene (PE). Reflective bandings applied to aluminium carriers.

**Colour range** Black.



## Staked Vergemarker



**Key features** Affordable low-cost moulded plastic reflective marker post with pressure impregnated timber fixing stake. Non-corrosive, maintenance-free and recyclable. Angled shatter-proof reflectors.


**Popular uses** Verge control for grassed and landscaped areas. Hazard warning for unkerbed rural and urban roads. Demarcation of routes.

**Optional features** Class 1 or 2 reflective material to BS873.

**Fixing mechanism** Surface, positioned on stake installed directly into ground. With self-locking mechanism to prevent unauthorised removal.

**Materials** Self-coloured UV stabilised 100% post consumer recycled moulded polyethylene (PE). Reflective bandings applied to aluminium carriers.

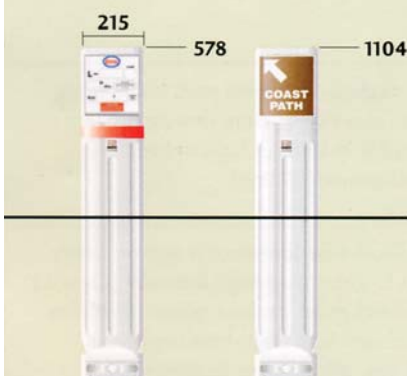
**Colour range** Black.



## Springbac

Manufactured from polypropylene modified with an Elastomer to provide excellent impact resistance even at very low temperatures. Installation could not be simpler - the only tool required for fixing is a hammer. Vehicle impact causes the post to flex fully before returning to the upright position.

## Marker post



**Key features** High-strength plastic marker with ribbed construction. Interlocking features allow posts to be stacked for storage or transportation. Push-in firtree fixing of information plaque.

**Popular uses** Boundary marking and identification of below-ground pipelines, cabling and buried hazards. Footpath route marker.

**Optional features** Ground anchor bar to prevent unauthorised removal. Reflective band to improve visibility in poor weather.

**Fixing mechanism** Installed directly into ground to height indicated by moulded-in ground level marker.

**Materials** Self-coloured UV stabilised 100% post consumer recycled moulded polyethylene (PE). Reflective bandings applied to aluminium carriers.

**Colour range** Light grey.



All measurements in mm



# ► Concrete Bollards

## ▼ Range of concrete bollards

Street Furnishings offer a comprehensive range of concrete bollards made to order. Our standard concrete bollards are the smooth grey finish 3'6" and 4'6" carried in stock.



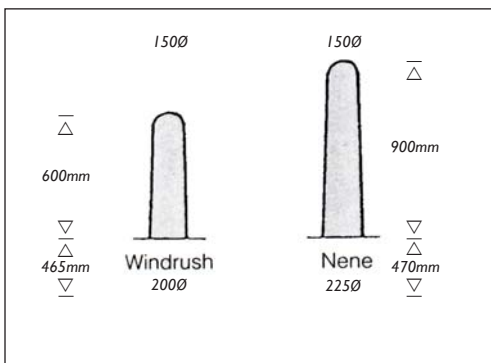
### ◀ Nene (left)

4'6" smooth grey finish.

### ◀ Windrush (right)


3'6" smooth grey finish.

Both available ex stock.



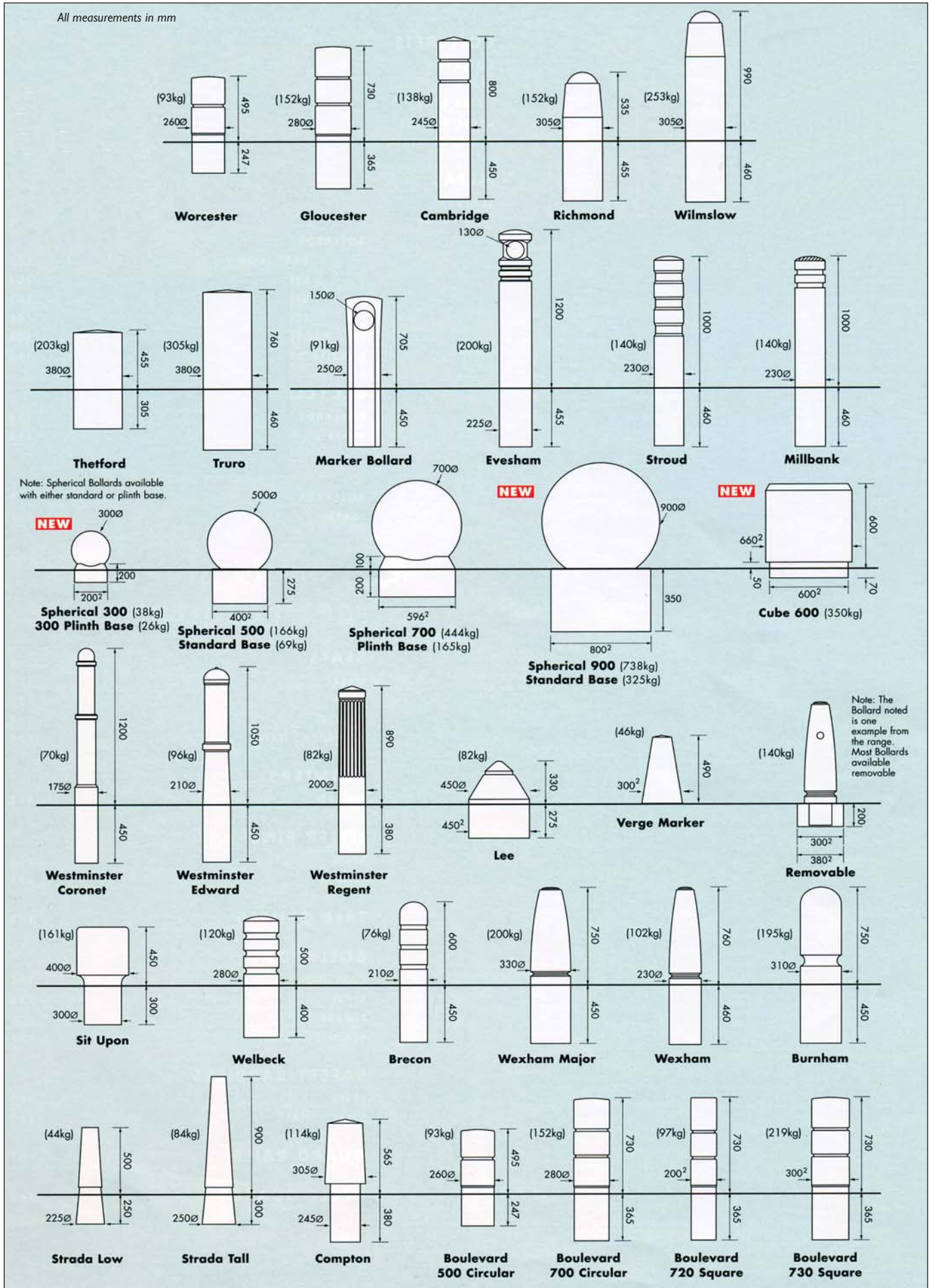
## ▼ Other colours & finishes

We recommend that choice of colour is judged from material samples available on request.





All measurements in mm





## ► Wooden Bollards

### ► Range of wooden bollards

Street Furnishings wooden bollards are available in:

- Hardwood
- Softwood
- Fixed
- Removable
- Options with reflectors

Ideal for cycle paths.

### Environment policy

Street Furnishings, as suppliers of wooden street furniture, have a duty of care for our environment. We therefore follow environmentally sound practices at all times. We only supply using renewable and choice timbers sourced from ethically managed or FSC approved forests.



### ▼ Removable socket closed



### ▼ Removable socket open



### ▼ Removable cycle path bollard



### ▼ Fixed cycle path bollard







## ▲ Ecco shell (flexible)

- Economy bodyshell 270
- Complete with stainless steel bolt fixing & nylon bushes
- Single aspect

## ▲ Reflex shell (flexible)

- Reflex bodyshell 270
- Complete with stainless steel pins
- Single aspect

## ▲ MDP shell (rigid)

- MDP rigid bodyshell 270
- Complete with nylon fixing pins
- Single aspect




## ▲ Safelite 600 MDP (rigid)

- Safelite 600 MDP rigid shell
- Complete with nylon fixing pins
- Single aspect

## ▲ Safelite 600 (flexible)

- Safelite 600 reflex shell
- Complete with stainless steel fixing pins
- Single aspect



## ◀ Basebox 19C

- 2 x 11 watt c/w lamps
- Lead tubes as standard
- Gland fitting available

## ▶ Basebox 19D

- For use with Safelite shells.
- 3 x 11 watt c/w lamps
- Lead tubes as standard
- Gland fitting available



## ▲ PDGI bollard base

- Domed polycarbonate lid
- One-piece heavy duty spun cannister
- Designed to meet IP67
- Variations on cable entry glands or turrets
- Easily removable gear tray
- Stainless steel hinged pivot frame
- Available 3 x 11W format
- Quick release version available
- Base completely galvanised to BS729
- Competitively priced

## ► Flexible Flecta Keep Left Bollards

### ► ▼ Flecta bollard

Developed over the last four years, the Flecta is delivering significant savings to authorities countrywide. Using a unique post system, the Flecta is designed to absorb impacts of up to 60mph. The bollard returns to its original position following a collision. Injuries and vehicle damage are either minimal or dramatically reduced.

Manufactured from strong polypropylene, the Flecta blade has no scrap value. Its revolutionary design incorporates side 'wings' which flatten on impact yet still provide side visibility. Covered with 3M™ Scotchlite™ Diamond Grade™ Fluorescent Reflective Sheeting, the Flecta overcomes the need for internal illumination. Even with dipped headlights the Flecta is clearly visible at a comparable, if not increased, distance when compared with standard illuminated bollards.

Authorisation has been given by the DfT for the installation of the Flecta on CICs, side roads and traffic signal junctions (only in front of the traffic signal head).

- Councils can save £70 per bollard per annum plus 200Kw of electricity\*
- No energy consumption
- No CO<sub>2</sub> emissions
- Reduced maintenance
- Easy to clean
- No electrical connection
- No need for emergency electrical switch off
- No electrical danger in the event of an R.T.A.
- Authorised for use in certain locations by DfT

\*Source: Surrey County Council



### ▼ IRS cast-in base







## Flat top bollard


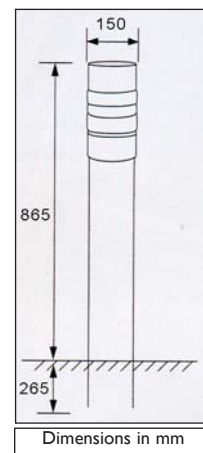
- Classical slim line design
- Robust aluminium construction
- High performance polycarbonate refractive lens
- Fused cut-out with SWA cable terminations
- Large access door for easy installation
- Wide range of clour finishes available
- Finished in grey as standard

### Lamp options:

- 50W SON-E/I (internal ignitor) - E27 cap
- 50W MBFU Deluxe - E27 cap
- 9W TC-S compact fluorescent, 4000oK - G23 cap
- 100W (max) GLS - E27 cap

### Materials:

- Head - pressure die cast aluminium, multi-stage chromate pre-treatment, powder coated in grey finish
- Body - extruded aluminium, multi-stage chromate pre-treatment, powder coated in grey finish
- Lens - clear polycarbonate prismatic refractor



### Photometric data:

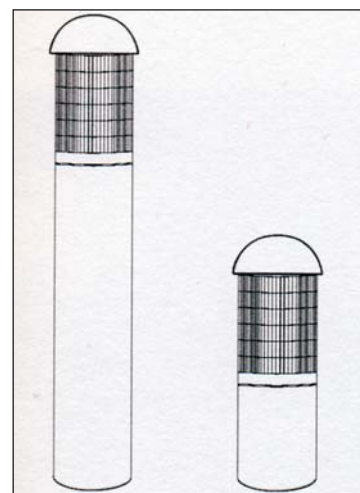
Cat No.	Spacing distance to achieve typical mid-point illuminance				
	15 lux	10 lux	5 lux	2 lux	1 lux
CBSE50	3.0m	5.5m	7.0m	9.0m	12.0m
CBME50	3.0m	5.0m	6.0m	8.0m	10.0m
CBCT209	3.0m	4.0m	5.0m	7.0m	8.0m
CBGE100	3.0m	4.0m	5.0m	7.0m	8.0m

## Dome top bollard

- For use in pathways, walkways, urban spaces, piazzas
- Robust, complies with BS EN 60598 - good value and available in two sizes
- IP65 - very good protection against weather for a long reliable life
- Extruded aluminium housing - tough and durable with a very weather resistant black powder coated finish
- Vandal resistant diffuser - the clear ribbed UV-

resistant polycarbonate diffuser will withstand rough treatment

- Versatility in lamp choice - the wide range of lamp types accommodated makes for a very versatile luminaire
- Choice of bases - the zinc coated base plate is standard but a root mounted version is available for greater strength
- Range of options - including a 3-hour integral emergency version, photocell control and a white housing



### Technical data:

- Two body sizes - available in 500mm and 1100mm heights, extruded aluminium
- Finish - black powder coated as standard
- Lamp types - 70W SON, 80W and 125W MBF/U and 2 x 18W TCD/CFL

### Dimensions:

Type	Height mm	Diameter mm	Weight Kg
500	500	180	5.8
1100	1100	180	8.5

# W

ith a highly knowledgeable sales team available to assist with any project at any stage from design through implementation and to completion, and access to a wide range of production facilities, we are committed to providing the complete supply service to our customers.

Based in Berkshire at the heart of the motorway network of the M4, M40 and M25, Street Furnishings Ltd is ideally placed for rapid dispatch of goods from its well stocked warehouse to all parts of the United Kingdom and Ireland - from the Channel Islands to the north of Scotland and from East Anglia to the west of Ireland.

Contact the sales office to speak to people who understand the needs of governmental and local authorities as well as contractors. Or visit the web site for more details of our extensive product range.



Festival House • Mumbery Hill • Wargrave • Berkshire • RG10 8EE  
Tel: 01189 404717 • Fax: 01189 403216 • Email: [mail@streetfurnishings.co.uk](mailto:mail@streetfurnishings.co.uk)  
[www.streetfurnishings.co.uk](http://www.streetfurnishings.co.uk)

