

Portman 21 Washbasin 40cm No Taphole, Chainstay Or Overflow

ILLUSTRATED

| | |
|--------------|--|
| S2156 | Portman 21 washbasin 40cm, no tapholes no overflow no chainstay hole |
| E0157 | Wall fixing set |
| A4178 | Sensorflow 21 panel mounted 150mm cast spout with integral sensor, flexible inlet tail, solenoid valve, combined servicing valve and filter, sensor and solenoid cables and flex connectors, mains |
| S8720 | (WT1) Waste 1½" brass strainer waste, 80mm unslotted tail |
| S8920 | (TRR1/P) Trap 1½" plastic resealing bottle, 75mm seal, multi-purpose outlet |

OPTIONS

| | |
|--------------|---|
| E0062 | Basin fixing set for IPS panels or block walls |
| A4845 | Sensorflow 21 compact tubular panel mounted 150mm projection spout, anti splash or anti vandal laminar flow outlet, integral sensor, copper tube inlets, battery |
| A4846 | Sensorflow 21 compact 150mm panel mounted spout with integral sensor, 3.7 litre per minute aerated spray outlet, combined inline servicing and filter, mains |
| A4847 | Sensorflow 21 compact tubular panel mounted 150mm projection spout, anti splash or anti vandal laminar flow outlet, integral sensor, copper tube inlets, link |
| A4126 | Sensorflow 21 tubular panel mounted 150mm projection spout with anti-splash 3.7 litre per minute aerated outlet, remote panel sensor, copper tube inlets, battery |
| A4180 | Sensorflow 21 tubular panel mounted 150mm projection spout with anti-splash 3.7 litres per minute aerated outlet, remote panel sensor, copper tube inlets, mains |
| A4181 | Sensorflow 21 tubular panel mounted 150mm projection spout with anti-splash 3.7 litres per minute aerated outlet, remote panel sensor, copper tube inlets, link |
| S8734 | Waste 1½" brass swivel plug waste, 80mm unslotted tail |
| S8715 | (WT3) Waste 1½" waste with bead chain & plug 80mm unslotted tail, screw stay |
| A5900 | TMV thermostatic mixing valve, 15mm |
| S9138 | Bracket concealed with clamps and centre waste support for Portman 21, 40cm washbasins |

ILLUSTRATED PRODUCT DETAILS

Sizes

S2156 w:40 x d:37

Weights

S2156 9.70 KG

E0157 0.16 KG

A4178 2.40 KG

S8720 0.23 KG

S8920 2.00 KG

Materials

S2156 Vitreous China

E0157 Metal

Finishes

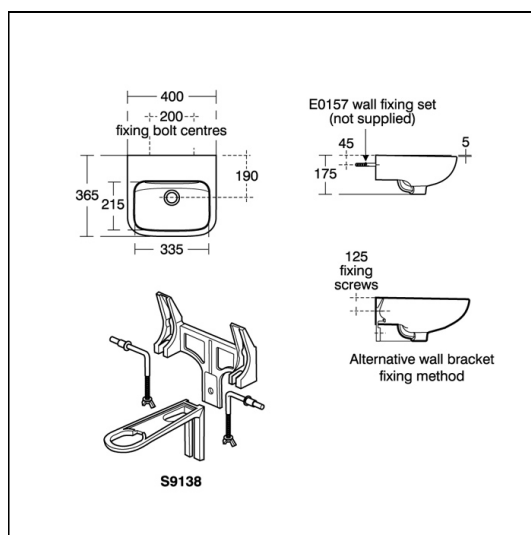
S2156 ☐ White (01)

E0157 ☐ Neutral / No Finish (67)

A4178 ☐ Chrome (AA)

S8720 ☐ Chrome (AA)

S8920 ☐ Neutral / No Finish (67)



FEATURES



Portman 21 Washbasin 40cm No Taphole, Chainstay Or Overflow

A4178 Chrome Plated Brass
S8720 Chrome Plated
S8920 Plastic

Flow rates

A4178 4.7 Litres per minute @ 3 bar pressure

FINISH OPTIONS



(AA) Chrome



(GN) Ultra Steel



(MY) Stainless Steel
finish

Special Notes

S9138 Bracket for 40cm basins

Recommended fixing heights (floor to front rim);

Nursery use 600mm

Infant use 700mm

Junior use 750mm

Senior/adult use 780-800mm.

Washbasin wall mounted using E015767 wall fixing set or panel mounted using E006267 fixing set

Portman 21 Washbasin 50cm RH Taphole, No Overflow Or Chainstay Hole

ILLUSTRATED

| | |
|--------------|---|
| S2254 | (LB G M) Portman 21 washbasin 50cm, 1 right hand taphole, no overflow, no chainstay hole |
| A6696 | (TP6) Markwik 21+ 1 hole thermostatic basin mixer, single sequential lever, demountable with copper tails |
| S8715 | (WT3) Waste 1½" waste with bead chain & plug 80mm unslotted tail, screw stay |
| S8920 | (TRR1/P) Trap 1½" plastic resealing bottle, 75mm seal, multi-purpose outlet |

OPTIONS

| | |
|--------------|--|
| E0157 | Wall fixing set |
| E0062 | Basin fixing set for IPS panels or block walls |
| A6697 | (TP6) Contour 21+ 1 hole thermostatic basin mixer, single sequential lever with copper tails |
| S8734 | Waste 1½" brass swivel plug waste, 80mm unslotted tail |
| S8720 | (WT1) Waste 1½" brass strainer waste, 80mm unslotted tail |
| S8900 | Trap 1½" metal bottle, 75mm seal, outlet screwed 1½" BSP male with compression nut and ring |

ILLUSTRATED PRODUCT DETAILS

Sizes

S2254 w:50 x d:42

Weights

S2254 12.73 KG

A6696 2.50 KG

S8715 0.28 KG

S8920 2.00 KG

Materials

S2254 Vitreous China

A6696 Chrome Plated Brass

S8715 Chrome Plated Metal


S8920 Plastic

Finishes

S2254  White (01)

A6696  Chrome (AA)

S8715  Chrome (AA)

S8920  Neutral / No Finish (67)

Flow rates

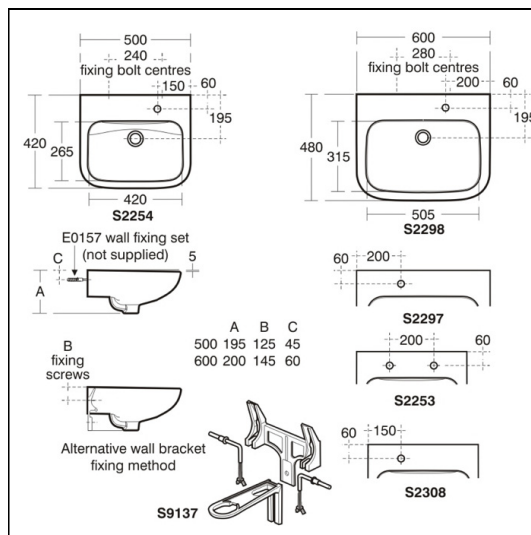
A6696 7.9 Litres per minute @ 3 bar pressure

Standards

Washbasin to BS EN 14688 & BS EN 31

Special Notes

Consideration should be given to safe hot water delivery and the use of an appropriate temperature reduction device. For use in connection with personal washing (face, forearms and hands etc.) not for use in clinical areas. Suggested rim height 780-800mm



FEATURES



Portman 21 Washbasin 60cm 1 Taphole With Overflow No Chainstay Hole

ILLUSTRATED

| | |
|--------------|--|
| S2256 | Portman 21 washbasin 60cm, 1 taphole with overflow, no chainstay hole |
| A6697 | Contour 21+ 1 hole thermostatic basin mixer, single sequential lever with copper tails |
| S8722 | Waste 1½" brass strainer waste, 80mm slotted tail |
| S8910 | Trap 1½" plastic bottle, 75mm seal, multi-purpose outlet |

OPTIONS

| | |
|--------------|--|
| E0157 | Wall fixing set |
| E0062 | Basin fixing set for IPS panels or block walls |
| B8263 | Avon 21 1 hole washbasin mixer, self closing push button, variable temperature control with 15mm female connector flexible hoses on inlets. Flow regulated to 3.7 litres per minute maximum to comply with Water Technology List requirements. |
| B8260 | Piccolo 21 washbasin 1 hole single lever mixer, no waste, 4.7 litres per minute laminar flow regulator, anti-vandal outlet, optional flow straightener, flexible tails |
| A6698 | Contour 21+ 1 hole thermostatic basin mixer, single sequential lever with flexible tails |
| A6790 | Contour 21+ Outline 1 hole thermostatic basin mixer, single sequential lever with flexible tails |
| S8733 | Waste 1½" brass anti theft swivel plug waste, 80mm slotted tail |
| A5900 | TMV thermostatic mixing valve, 15mm |



ILLUSTRATED PRODUCT DETAILS

Sizes

S2256 w:600 x d:480

Weights

S2256 16.79 KG
A6697 2.10 KG
S8722 0.22 KG
S8910 0.20 KG

Materials

S2256 Vitreous China
A6697 Chrome Plated Brass
S8722 Chrome Plated Metal
S8910 Plastic

Finishes

S2256 ☐ White (01)
A6697 ☐ Chrome (AA)
S8722 ☐ Chrome (AA)
S8910 ☐ Neutral / No Finish (67)

Capacity

S2256 8.8 litres

Flow rates

A6697 3.9 Litres per minute @ 3 bar pressure

Portman 21 Washbasin 50cm 1 Taphole With Overflow No Chainstay Hole

ILLUSTRATED

| | |
|--------------|--|
| S2311 | Portman 21 washbasin 50cm, 1 taphole with overflow, no chainstay hole |
| A6697 | Contour 21+ 1 hole thermostatic basin mixer, single sequential lever with copper tails |
| S8722 | Waste 1½" brass strainer waste, 80mm slotted tail |
| S8920 | Trap 1½" plastic resealing bottle, 75mm seal, multi-purpose outlet |

OPTIONS

| | |
|--------------|--|
| E0157 | Wall fixing set |
| E0062 | Basin fixing set for IPS panels or block walls |
| B8263 | Avon 21 1 hole washbasin mixer, self closing push button, variable temperature control with 15mm female connector flexible hoses on inlets. Flow regulated to 3.7 litres per minute maximum to comply with Water Technology List requirements. |
| B8260 | Piccolo 21 washbasin 1 hole single lever mixer, no waste, 4.7 litres per minute laminar flow regulator, anti-vandal outlet, optional flow straightener, flexible tails |
| A6698 | Contour 21+ 1 hole thermostatic basin mixer, single sequential lever with flexible tails |
| A6790 | Contour 21+ Outline 1 hole thermostatic basin mixer, single sequential lever with flexible tails |
| S8733 | Waste 1½" brass anti theft swivel plug waste, 80mm slotted tail |
| A5900 | TMV thermostatic mixing valve, 15mm |
| S8900 | Trap 1½" metal bottle, 75mm seal, outlet screwed 1½" BSP male with compression nut and ring |



FEATURES



ILLUSTRATED PRODUCT DETAILS

Sizes

S2311 w:50 x d:42

Weights

S2311 12.73 KG

A6697 2.10 KG

S8722 0.22 KG

S8920 2.00 KG

Materials

S2311 Vitreous China

A6697 Chrome Plated Brass

S8722 Chrome Plated Metal


S8920 Plastic

Finishes

S2311  White (01)

A6697  Chrome (AA)

S8722  Chrome (AA)

S8920  Neutral / No Finish (67)

Flow rates

A6697 3.9 Litres per minute @ 3 bar pressure

Special Notes

Special notes

Recommended fixing heights (floor to front rim);

Nursery use 600mm

Infant use 700mm

Junior use 750mm

Senior/adult use 780-800mm.

Washbasin wall mounted using E015767 wall fixing set or panel mounted

Portman 21 Washbasin 50cm 1 Taphole With Overflow No Chainstay Hole

using E006267 fixing set.

Alternatively washbasin can be wall or panel mounted using S9137 or S9138 wall brackets

Portman 21 Washbasin 40cm 2 Taphole At 100mm, Chainstay Hole & Overflow

ILLUSTRATED

| | |
|--------------|---|
| S2317 | Portman 21 washbasin 40cm, 2 tapholes at 100mm with overflow and chainstay hole |
| E0157 | Wall fixing set |
| S8800 | Waste 1½" plastic waste with bead chain and plug, 80mm slotted tail, bolt stay |

OPTIONS

| | |
|--------------|--|
| E0062 | Basin fixing set for IPS panels or block walls |
| B8267 | Avon 21 inclined non-concussive washbasin pillar taps (pair) with dual hot and cold indices per tap, self closing push button, water saving anti-vandal spout regulated to 3.7 litres per minute maximum |
| S8733 | Waste 1½" brass anti theft swivel plug waste, 80mm slotted tail |
| A5900 | TMV thermostatic mixing valve, 15mm |
| S9138 | Bracket concealed with clamps and centre waste support for Portman 21, 40cm washbasins |

ILLUSTRATED PRODUCT DETAILS

Sizes

S2317 w:40 x d:37

Weights

S2317 9.70 KG

E0157 0.16 KG

S8800 0.08 KG

Materials


S2317 Vitreous China

E0157 Metal

S8800 Chrome Plated Plastic

Finishes

S2317  White (01)

E0157  Neutral / No Finish (67)

S8800  Chrome (AA)

Special Notes

S9138 bracket for 40cm basins

Recommended fixing heights (floor to front rim);

Nursery use 600mm

Infant use 700mm

Junior use 750mm

Senior/adult use 780-800mm.

Washbasin wall mounted using E015767 wall fixing set or panel mounted using E006267 fixing set



FEATURES



Portman 21 50cm Pedestal Washbasin 1 Taphole With Overflow

ILLUSTRATED

| | |
|--------------|---|
| S2481 | Portman 21 pedestal washbasin 50cm 1 taphole with overflow, no chainstay hole |
| S2989 | Portman 21 Pedestal |
| S8910 | Trap 1½" plastic bottle, 75mm seal, multi-purpose outlet |

OPTIONS

| | |
|--------------|--|
| S2991 | Portman 21 Semi-Pedestal |
| E0157 | Wall fixing set |
| B8260 | Piccolo 21 washbasin 1 hole single lever mixer, no waste, 4.7 litres per minute laminar flow regulator, anti-vandal outlet, optional flow straightener, flexible tails |
| B8263 | Avon 21 1 hole washbasin mixer, self closing push button, variable temperature control with 15mm female connector flexible hoses on inlets. Flow regulated to 3.7 litres per minute maximum to comply with Water Technology List requirements. |
| A6697 | Contour 21+ 1 hole thermostatic basin mixer, single sequential lever with copper tails |
| A6698 | Contour 21+ 1 hole thermostatic basin mixer, single sequential lever with flexible tails |
| A6790 | Contour 21+ Outline 1 hole thermostatic basin mixer, single sequential lever with flexible tails |
| S8722 | Waste 1½" brass strainer waste, 80mm slotted tail |
| S8733 | Waste 1½" brass anti theft swivel plug waste, 80mm slotted tail |
| A5900 | TMV thermostatic mixing valve, 15mm |

ILLUSTRATED PRODUCT DETAILS

Sizes

S2481 w:500 x d:420

Weights

S2481 12.10 KG

S2989 6.25 KG

S8910 0.20 KG

Materials

S2481 Vitreous China

S2989 Vitreous China

S8910 Plastic

Finishes

S2481 ☐ White (01)

S2989 ☐ White (01)

S8910 ☐ Neutral / No Finish (67)

Capacity

S2481 5.0 litres

