

Invincible Flat Top

Specification

Material

The body is manufactured from stainless steel tube and can be satin or polished finish. The head is machined from stainless steel and the lens is polycarbonate and can be either clear, frosted or opal.

Ingress Protection

IP64-IP65 Optical Compartment.

Finishes

Bright or satin polished or Polyester Powder Coated any BS or RAL colour or stoving acrylic paint to any colour.

Optics

Can be fitted with the Candela Symmetrical Louvre or the Oaken reflector for LED. A variety of acrylic lenses can also be fitted to our LED's to produce symmetrical or asymmetrical distribution.

Gear

Sodium and CDMT-T	50w Max
Metal Halide	50w Max
Cosmopolis	60w Max
Compact Fluorescent	26w Max

LED Aray 3w - 12w

Maintenance

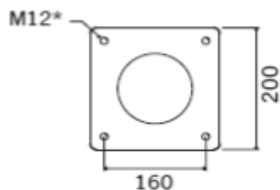
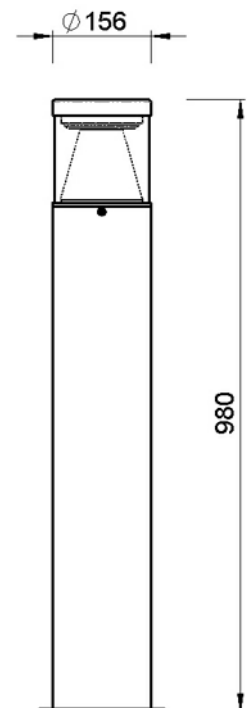
Gear and lamp are accessed by 3 screws and removing the head of the bollard.

Photo Electrical Cell

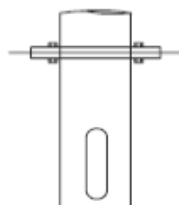
The fitting accepts miniature Photo Electrical Cells as an option.

Fixing Details

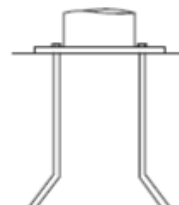
The fitting has the option of integral root, 'J' bolts and template or fabricated root.



Base Flange
*suggested fixings



Fabricated root
(option)



J-Bolt (option)

319, Long Acre, Nechells, Birmingham, UK. B7 5JT

Tel 0121 678 6700 Fax 0121 678 6701

Email: sales@candela.co.uk Web: www.candela.co.uk

Candela Light is a trading name of Candela Traditional lighting Limited Design Right subsisting in the design of articles shown herein are the property of Candela Traditional Lighting Limited



candela

L I G H T