

Betocconcept

earth retaining solutions



GrassConcrete



Betoconcept by GrassConcrete Limited



Earth retaining and
noise barrier walls in
plantable or solid face
construction.



Betoconcept range



Betoplus

Plantable walls generally up to 2.4m high



Betoatlas

Plantable walls generally up to 10.6m high



Betotitan

Plantable walls generally up to 22m high




Leromur

Split faced unplanted walls generally up to 10m high






Betonap

Woven mesh geo-grid earth reinforcement



The successor to our Betoflor system **Betoplus** offers a new curvy solution, not only is the face profile curved it has the ability to articulate in plan configuration.



Supply data

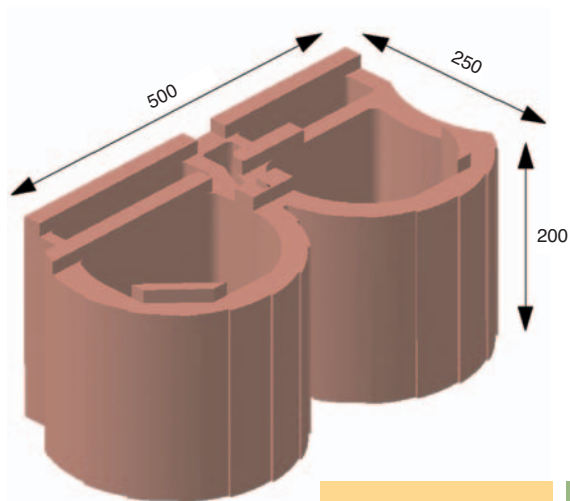
Weight of empty block:	23kg approx
Weight of earth filled block:	50kg approx
Blocks per m ² :	10
Construction:	35mN/m ² @ 28 days pressed concrete
Colours:	Natural, Buff, Red
Pack size:	32 blocks

Design criteria - sample data*

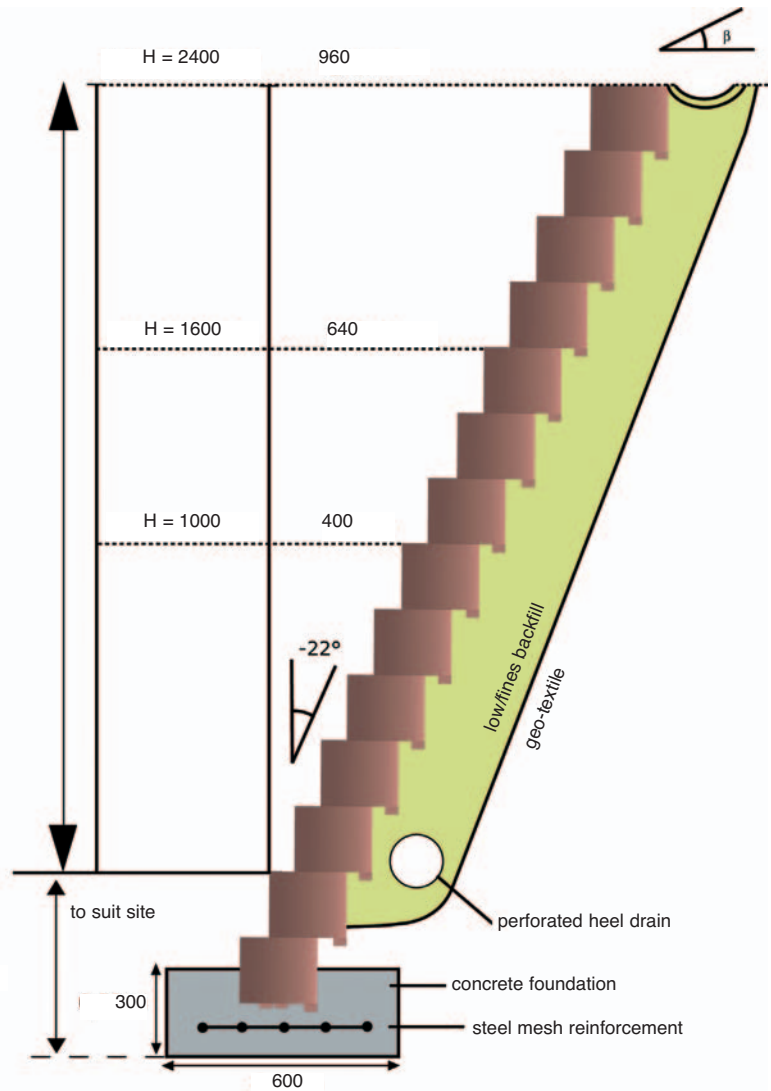
Internal angle of friction for earth ϕ°	Up slope angle β°	Maximum unit height above ground H
35 ^o	0**	2.40m
35 ^o	20	2.00m
30 ^o	0**	1.80m
30 ^o	20	1.20m

* Subject to confirmation by individual study

** Assumes 2.5kn/m² surcharge



Underside view

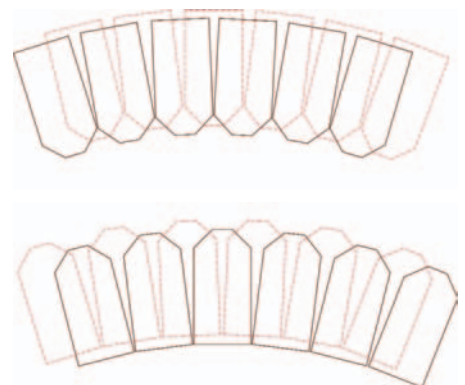
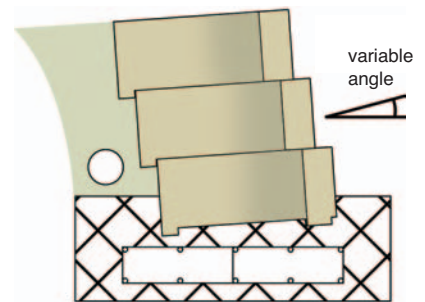


normal applications

- Low height earth retaining walls
- Landscape re-modelling
- Canalisation
- Planters and rockeries
- Traffic calming
- Noise barriers

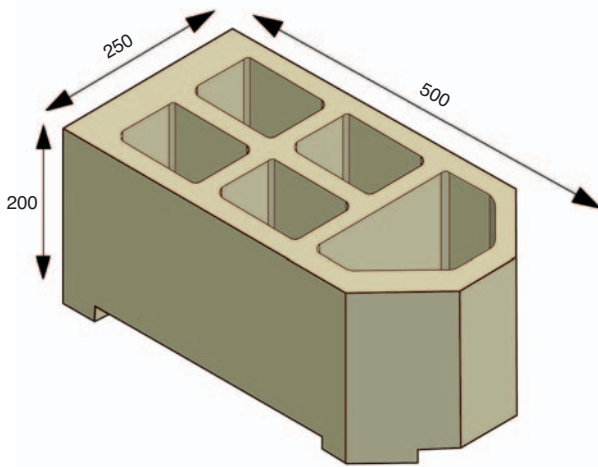
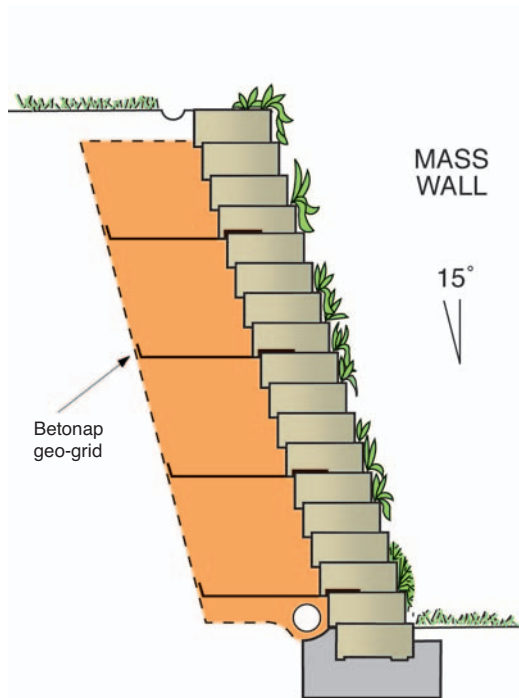
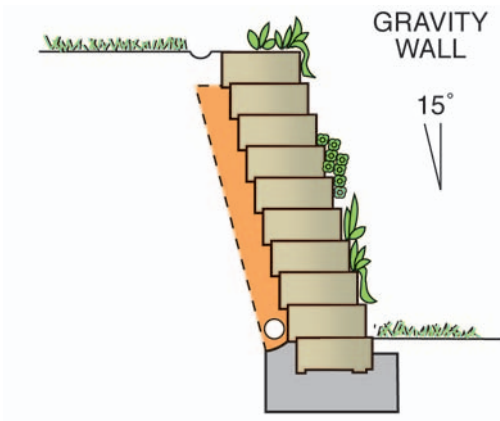
Betoatlas

Whether it is a higher wall or the ability to accept heavy surcharge load **Betoatlas** provides for that need. Constructed either as a simple stem gravity wall or as a component of a **Betonap** geo-grid reinforced mass structure this 500mm wide wall suits the need.



Supply data

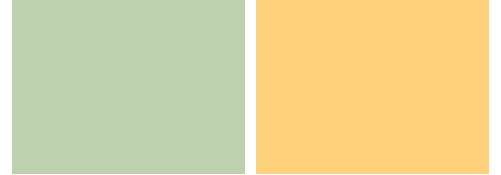
Weight of empty block:	25kg approx
Weight of earth filled block:	50kg approx
Blocks per m ² :	20
Construction:	35mN/m ² @ 28 days pressed concrete
Colours:	Natural, Buff, Red
Pack size:	32 blocks



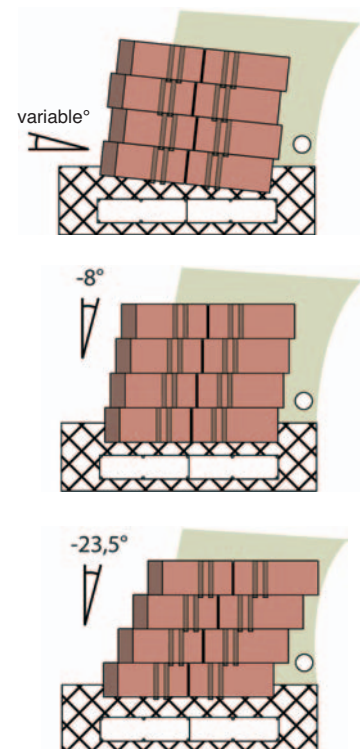

normal applications

- Earth retaining walls up to 10.6m high
- Canalisation
- Noise barriers

Betotitan

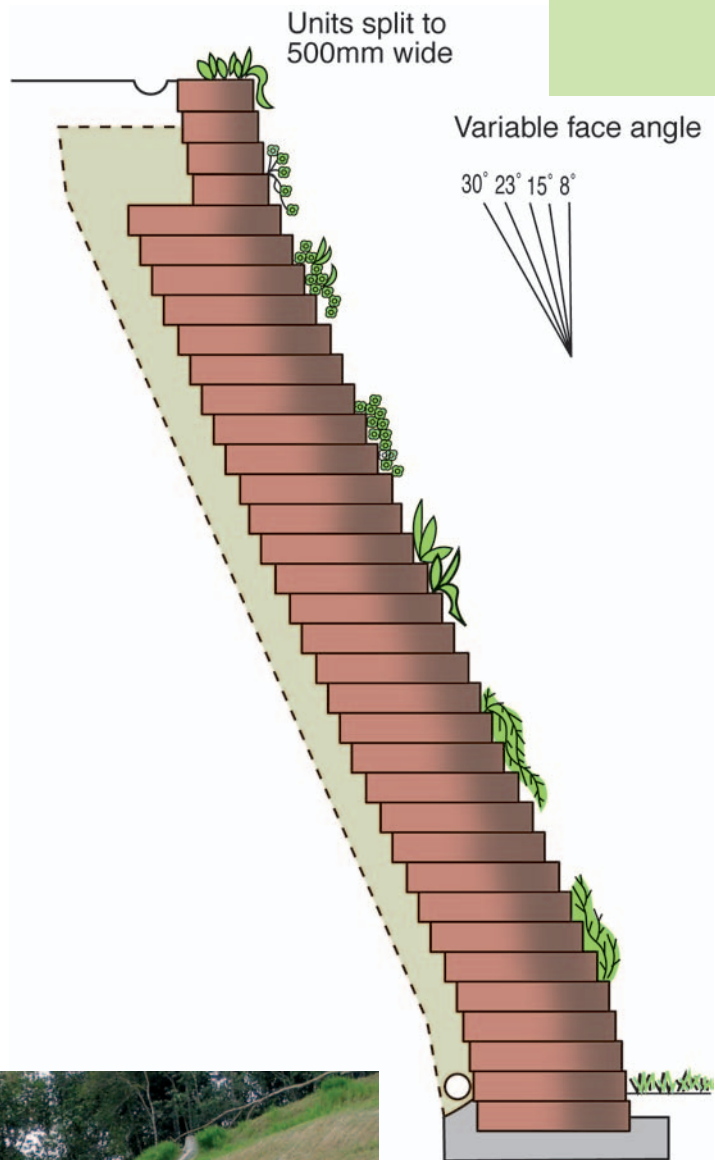
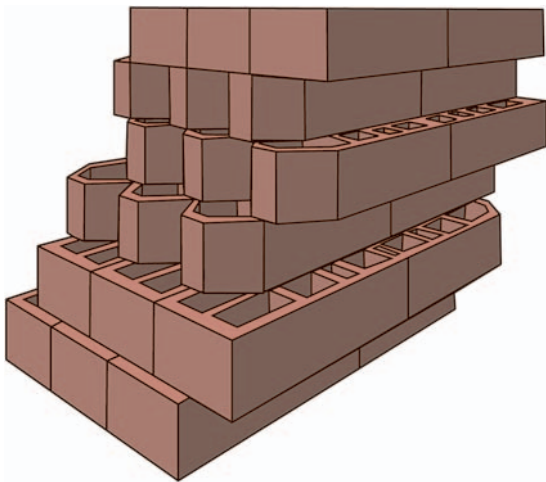
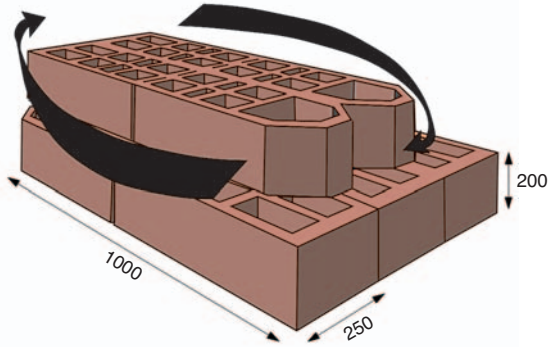


Betotitan offers an impressive solution for extreme needs, with the ability to reach 22m high and offer varying face profiles for feature details.




Supply data

Weight of empty block:	55kg approx
Weight of earth filled block:	90kg approx
Blocks per m ² :	20
Construction:	35mN/m ² @ 28 days pressed concrete
Colours:	Natural, Buff, Red
Pack size:	24 blocks

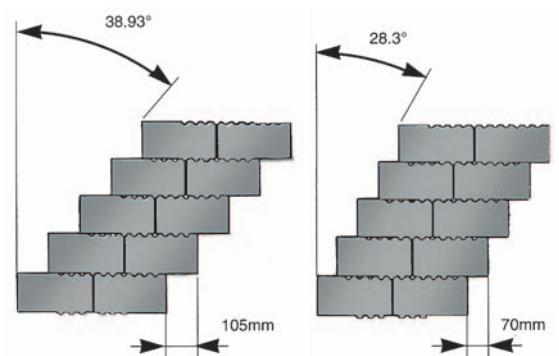
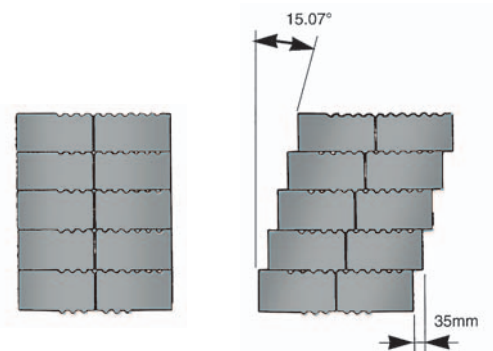


normal applications

- Earth retaining walls up to 20m high
- Variable face geometry

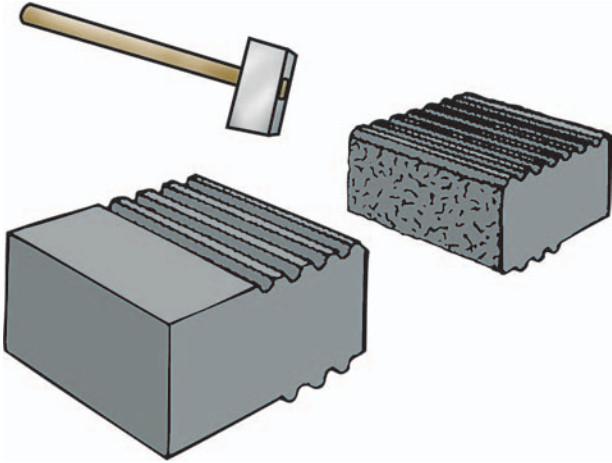


We realise that there will be times when a plantable option is not going to be the preferred choice as a wall finish. For those occasions we are able to continue the theme of a dry-build range with the solid concrete Leromur system; with its split stone riven face it creates a natural aggregate finish.



Supply data

Weight of full block, 200 x 1000 x 130.5mm:	54kg approx
Weight of split block, 200 x 500 x 130.5mm:	27kg approx
200 x 250 x 130.5mm:	13kg approx
Blocks per m ² :	38.3
Construction:	35mN/m ² @ 28 days pressed concrete
Colours:	Natural, Buff, Red
Pack size:	18 blocks

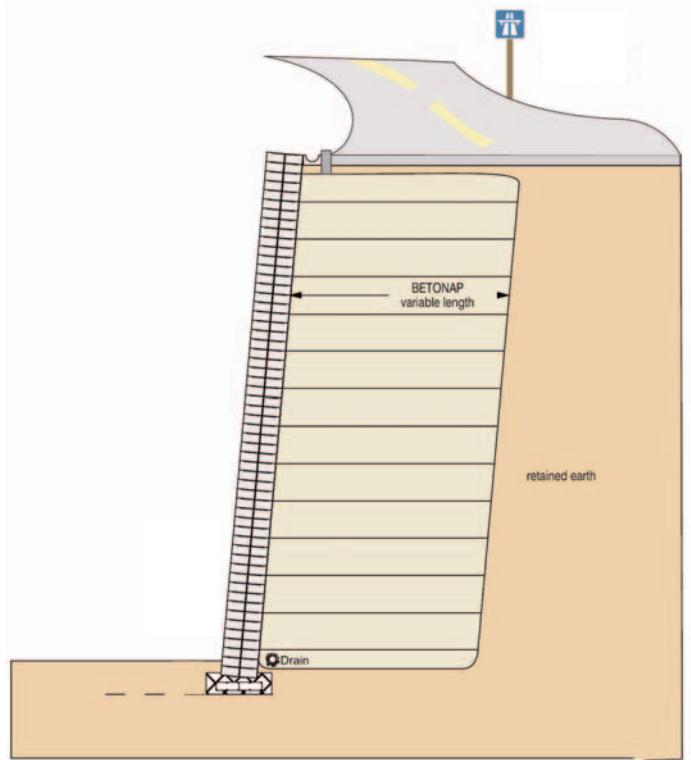



normal applications



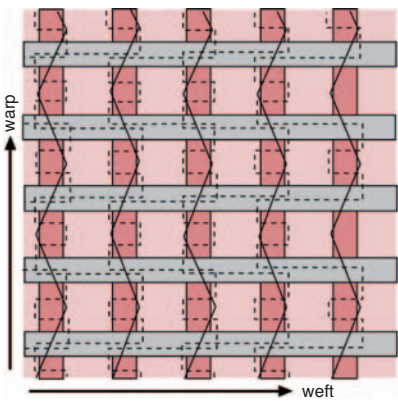
- Earth retaining walls up to 25m high
- Bridge abutments
- Marine walls



Betonap



Type	Standard	Warp strength	Weft strength	Roll size
100 / 50	NF EN ISO10319	100kN/ml	50kN/ml	5.30 x 100m
150 / 50	NF EN ISO10319	150kN/ml	50kN/ml	5.30 x 100m
200 / 50	NF EN ISO10319	200kN/ml	50kN/ml	5.30 x 100m



Betoconcept by design

Meeting the varying demands of earth retaining wall design we are able to provide a bespoke cross-sectional design service using the **Betocalcul** software system. This system undertakes a structural wedge analysis, compliant to Eurocode 7, that is adapted to consider the properties of flexible stem walls.

The dry-build **Betoconcept** components each offer flexibility that significantly extends the limit state design enabling structures to maintain integrity in areas prone to settlement.

The **Betocalcul** design service is provided with an insured 10 year warranty.

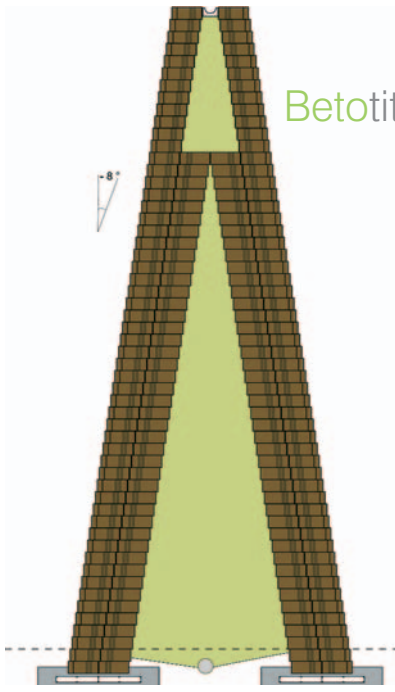

Betoconcept by supply ...or install

The choice is yours; **Betoconcept** units are provided in full pack quantities delivered direct to site, or alternatively our own contracts division can provide a supply and lay service.

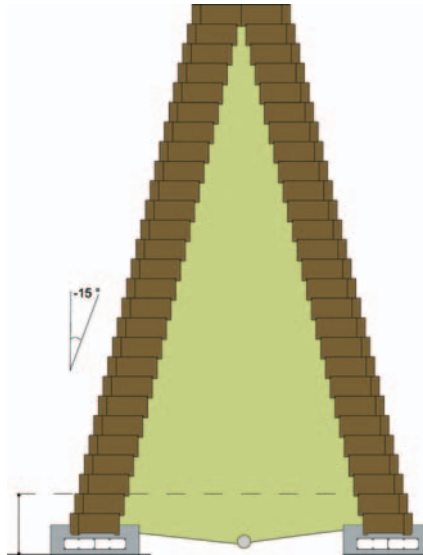
Betoconcept is supplied in Great Britain by Grass Concrete Limited under exclusive manufacturing licence.



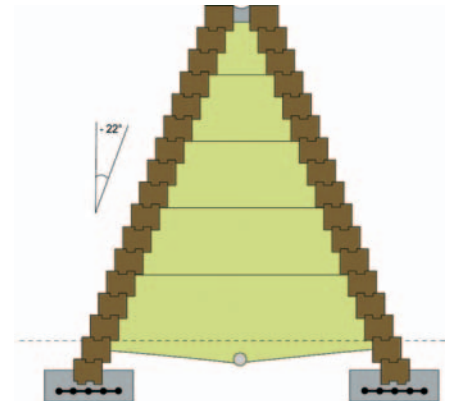
Betoconcept noise barriers



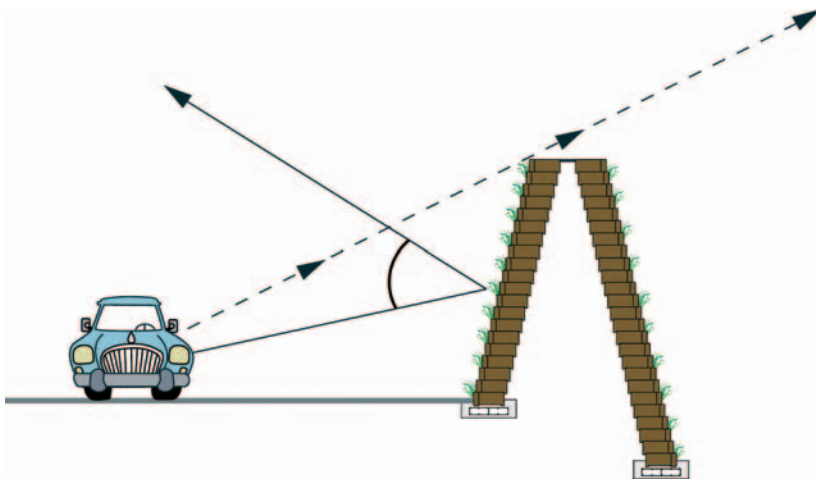
Betotitan



Betoatlas



Betoplus



The plantable systems **Betoplus**, **Betoatlas** and **Betotitan** can each be utilised to construct noise barriers. In addition to high noise absorption values the profiled face of each unit diffuses the deflected sound.

For further information on individual studies please contact us.

Betoconcept flora

suggested perennials

COMMON NAME	LATIN NAME	FLOWERING	ASPECT
ALYSSUM	Alyssum Montanum	March-May	○
WINDFLOWER	Anemone baldenis	May	○
COLUMBINE	Aquilegia vulgaris	May-June	○ ●
ARABIS	Arabis rosea grandiflora	May-July	○ ●
ASTILBE	Astilbe x arendsii	June-Aug	○ ●
AUBRETIA	Aubretia deltoidea	March-June	○
BELLFLOWER	Campanula corpatica/cochlearifolia	June-Aug	○
SNOW IN SUMMER	Cerastrum Tomentosum	June-Aug	○
CYCLAMEN	Cyclamen neopolitanum	Sept-Oct	○
DIANTHUS	Dianthus Allwoodii/Alpimur	June-Sept	○
CRANESBILL	Geranium dalmaticum/sanguineum	June-Sept	○ ●
BABY'S BREATH	Gypsophila repens	July-Aug	○
ROCK ROSE	Helianthemum Alpestre	July-Sept	○
PERENNIAL CANDYTUFT	Iberis sempervilens	May-July	○
LITHOSPERMUM	Lithospermum diffusum	June-Sept	○
PENSTEMON ALPINE	Penstemon scouleri	June-July	○ ●
PHLOX ALPINE	Phlox adsurgens/subulata	April-June	○
ROCK CINQUEFOIL	Potentilla nitida	July-Aug	○
PASQUE FLOWER	Pulsatilla sulpherea/vulgaris	April-May	○
RAMONDA	Ramonda myconi/pyrenaica	May-June	● ●
SOAPWORTS	Saponaria ocyroides	July-Sept	○
SAXIFRAGE	Saxifrage hypnoides/longifolia	June	○ ●
SEDUM	Sedum acre/cauticolom	June-Sept	○
HOUSELEEK	Sempervivum tectorum	June-July	○
MOSS CAMPION	Silene nana compacta/shafta	May-June	○ ●
THYME	Thymus serpyllum/vulgaris	June-Aug	○
SPEEDWELL	Veronia prostrata	May-July	○

shrubs and climbers

BERBERIS)	
BRUNNERA)	
CAMELLIA)	
CLEMATIS)	Various species; select those specifically suited to rock/walls in desired aspect.
CONVOLVULUS)	
COTONEASTER)	
IVY)	
ROSE)	
WISTERIA)	

wild flora

A guide to suitable wild flora seed mixes is available on request.
Please note that the correct bedding medium will vary throughout the range of plants.
The type of compost etc. should therefore be individually selected.



Grass Concrete Limited


Duncan House, 142 Thornes Lane, Thornes,
Wakefield, West Yorkshire WF2 7RE, England

Tel: +44(0)1924 379443 Fax: +44(0)1924 290289

info@grasscrete.com

Please note that information is given in good faith, without warranty and subject to alteration without prior notice.

A full range of brochures and technical guides is available upon request



www.grasscrete.com