


FTS Zeta Tree Grille

Fully integrated fabricated tree grille systems.



Overview

The Zeta is a unique tree grille boasting a completely invisible structure allowing interruption-free paving right up to the tree. The low-profile design provides high strength support for virtually any type of paving adopted for the surrounding street scene. This is even suitable for areas supporting certain types of vehicle access. The adjustable collar simplifies installation by absorbing variances in the tree pit build up in any direction, and allowing perfect finish levels and orientation. The Zeta comes supplied with the full tree pit irrigation/aeration system as standard. This has been used with excellent results in the most demanding, very low tolerance locations.

Features

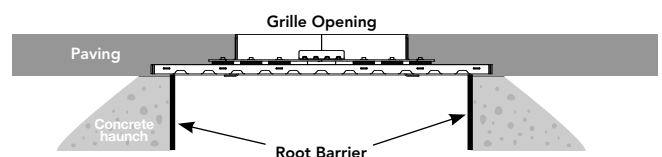
- Fully compatible / integrates with GBU below ground systems.
- Unique high strength, low-profile structure with 'floating' collar for adjustment to paving grout lines
- Vertical guard attachment option available
- Heavy duty galvanised steel structure for vehicular overrun
- Integral irrigation point and system included
- Stainless steel fixings

Benefits

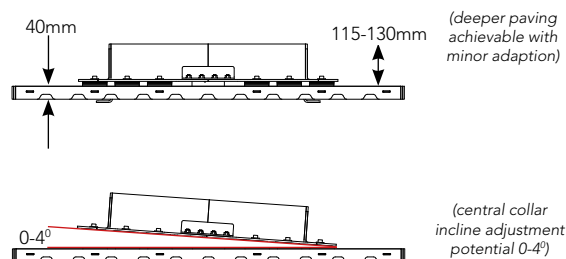
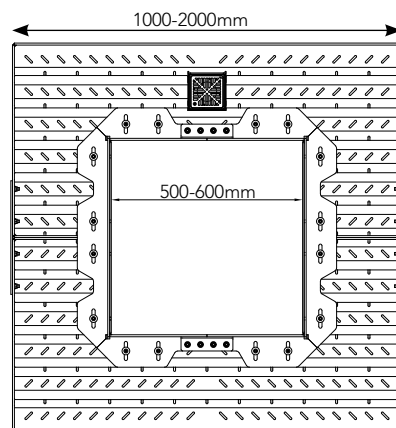
- Very discreet concept allowing continuous paving over the tree pit
- Adjustable collar for accurate alignment with paving grout lines
- Enables gaseous exchange and water to freely access rooting area
- Can be manufactured to meet virtually any structural requirements
- Prevents compaction of soil
- Theft proof

Purpose

Prevent soil compaction by bridging between concrete haunches



Dimensions



	Product Code	Size	Opening
Product codes	GBUZETA10A	1000mm	500mm
	GBUZETA12A	1200mm	600mm
	GBUZETA15A	1500mm	600mm
	GBUZETA18A	1800mm	600mm
	GBUZETA20A	2000mm	600mm
Vehicle Overrun	Overrun loadings – up to 2.5t SMWL (Slow Moving Wheel Load) Load bearing capacity varies according to size of grille and paving type. FEA results can be provided on request for specific applications.		
Finish	Hot dip galvanised to BS EN ISO 1461:2009 Mean coating thickness 70µm / 505g/m ²		
Tree guard adaptor	Vertical guard attachment adaptor needs to be specified prior to manufacture and installation; adaptors must be welded if paving already installed.		
Maintenance	Annual inspection Clean irrigation and aeration inlet filter brushes Remove grille if central aperture threatens to restrict tree growth		
Bespoke options	Full design and development service available HGV loading requirements Specific size/shape/depth requirements Uplighter inlets		