




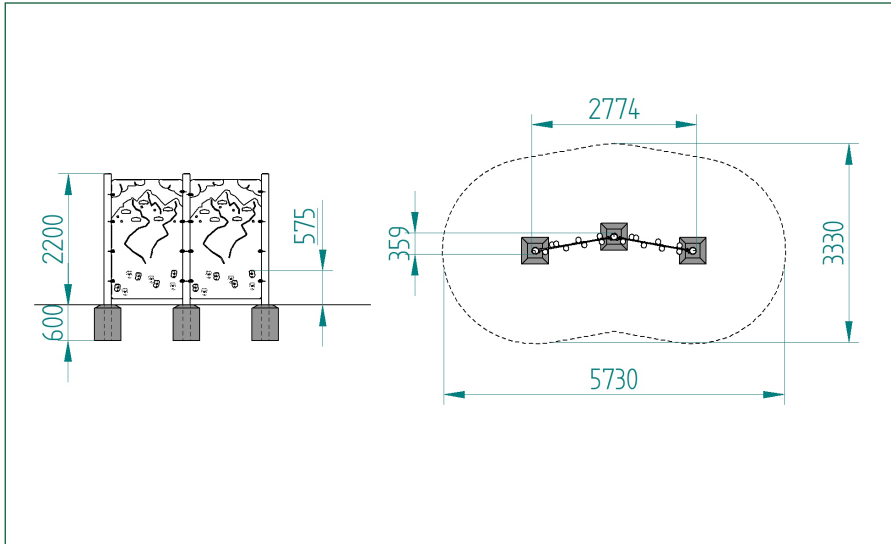
Product Code: PPLT0027-A *add "- SF" at the end of the code for the steel foot variant*

Product Description: Solid Climbing Wall Traverse - Standard

Product Range: Low Level Timber Trail



* Steel Foot Option "-SF"



Age Suitability:	4yrs +
Critical Fall Height:	0.6m CFH
Surfacing Area Required:	NA
Recommended Free Space:	1.5m
Heaviest Part:	57 kg
Total Product Weight:	189 kg
Total Product Height:	2.2m



T: 0333 003 5133 **E:** sales@mmtimber.co.uk
M&M Timber, Hunt House Sawmills, Clows Top, Near Kidderminster, Worcestershire, DY14 9HY

www.mmtimber.co.uk    