Hamilton® Hartland CFX®
Back to the Bronze Age

Concealed Fixing Accessories on Stylish Slim Plates

Slim and stylish with soft rounded edges, the Hartland CFX® Bronze Range provides the finishing touch to any project. The face plates are firmly held in place to the back frame with a patented 4 point clipping system, concealing the fixings for a seamless finish.

- Four classic Bronze finishes
- Concealed fixing
- Comprehensive range of electrical accessories
- Grid Fix and Euro Fix options are also available (see separate GRID-IT and EuroFix sections)

7CBC 1XTE

7EBC C11 BL-B

7HBC TVSAT B

7RBC T21

7CBC SPN BL-B

7EBC US5 B

Hamilton Hartland CFX® Bronze Concealed Fixing

Plate depth 5 mm including gasket



Screw fixings to Back Box

Frame and Insert showing the two back box screws

Front Plate viewed from the back showing the snap-in fixing clips

The finished product with all fixing screws concealed

Hamilton® *fashion, finish, function and flexibility*

Hartland is a Registered Trade Mark No. 2344778 CFX is a Registered Trade Mark No. 2398667 Concealed Fixing Patent No. GB 2383375B

Hamilton® Hartland CFX® Bronze Range

Copper Bronze

7CBC R21 BL-B

Etrium Bronze



7EBC R22 BL-B

Connaught Bronze



7HBC TP BL-B

Richmond Bronze

7RBC R26 BL-B

Concealed Fixing Rocker Switches

Plate Finish	Insert and Surround Colour	1 gang 10AX 2 way Rocker Nominal Plate Size: 86 x 86 mm Min. Wall Box Depth: 25 mm Technical Insert Reference: **R21** **Product Code**	2 gang 10AX 2 way Rocker Nominal Plate Size: 86 x 86 mm Min. Wall Box Depth: 25 mm Technical Insert Reference: **R22** **Product Code**	3 gang 10AX 2 way Rocker Nominal Plate Size: 86 x 86 mm Min. Wall Box Depth: 25 mm Technical Insert Reference: **R23** **Product Code**	4 gang 10AX 2 way Rocker Nominal Plate Size: 145 x 86 mm Min. Wall Box Depth: 25 mm Technical Insert Reference: **R24** **Product Code**	6 gang 10AX 2 way Rocker Nominal Plate Size: 145 x 86 mm Min. Wall Box Depth 25 mm Technical Insert Reference: **R26** **Product Code**
Copper Bronze	Black	7CBC R21 BL-B	7CBC R22 BL-B	7CBC R23 BL-B	7CBC R24 BL-B	7CBC R26 BL-B
Etrium Bronze	Black	7EBC R21 BL-B	7EBC R22 BL-B	7EBC R23 BL-B	7EBC R24 BL-B	7EBC R26 BL-B
Connaught Bronze	Black	7HBC R21 BL-B	7HBC R22 BL-B	7HBC R23 BL-B	7HBC R24 BL-B	7HBC R26 BL-B
Richmond Bronze	Black	7RBC R21 BL-B	7RBC R22 BL-B	7RBC R23 BL-B	7RBC R24 BL-B	7RBC R26 BL-B

Concealed Fixing Rocker Switches

Plate Finish	Insert and Surround Colour	1 gang 10AX Intermediate Rocker Nominal Plate Size: 86 x 86 mm Min. Wall Box Depth: 25 mm Technical Insert Reference: **R31** **Product Code**	2 gang 10AX Intermediate Rocker Nominal Plate Size: 86 x 86 mm Min. Wall Box Depth: 25 mm Technical Insert Reference: **R32** **Product Code**	1 gang 10AX Push To Make/ Break Retractive Rocker Nominal Plate Size: 86 x 86 mm Min. Wall Box Depth: 25 mm Technical Insert Reference: **CFXRRT** **Product Code**	1 gang 10A Triple Pole Rocker Nominal Plate Size: 86 x 86 mm Min. Wall Box Depth: 25 mm Technical Insert Reference: **TP** **Product Code**
Copper Bronze	Black	7CBC R31 BL-B	7CBC R32 BL-B	7CBC RRT BL-B	7CBC TP BL-B
Etrium Bronze	Black	7EBC R31 BL-B	7EBC R32 BL-B	7EBC RRT BL-B	7EBC TP BL-B
Connaght Bronze	Black	7HBC R31 BL-B	7HBC R32 BL-B	7HBC RRT BL-B	7HBC TP BL-B
Richmond Bronze	Black	7RBC R31 BL-B	7RBC R32 BL-B	7RBC RRT BL-B	7RBC TP BL-B

Hartland CFX R21 is a UK Registered Design Certificate No. 302446

Hartland CFX SS2 is a UK Registered Design Certificate No. 302445

Hartland CFX R21 is a Chinese Registered Design Certificate No. 605758

Hartland CFX SS2 is a Chinese Registered Design Certificate No. 659289

Concealed Fixing Rocker Switches

Plate Finish	Insert and Surround Colour	1 gang 20AX 2 way Rocker Nominal Plate Size: 86 x 86 mm Min. Wall Box Depth: 25 mm Technical Insert Reference: **R212** **Product Code**	2 gang 20AX 2 way Rocker Nominal Plate Size: 86 x 86 mm Min. Wall Box Depth: 25 mm Technical Insert Reference: **R222** **Product Code**	3 gang 20AX 2 way Rocker Nominal Plate Size: 145 x 86 mm Min. Wall Box Depth: 25 mm Technical Insert Reference: **R232** **Product Code**	4 gang 20AX 2 way Rocker Nominal Plate Size: 145 x 86 mm Min. Wall Box Depth: 25 mm Technical Insert Reference: **R242** **Product Code**	1 gang 20AX Intermediate Rocker Nominal Plate Size: 86 x 86 mm Min. Wall Box Depth: 25 mm Technical Insert Reference: **R312** **Product Code**	2 gang 20AX Intermediate Rocker Nominal Plate Size: 86 x 86 mm Min. Wall Box Depth 25 mm Technical Insert Reference: **R322** **Product Code**
Copper Bronze	Black	7CBC R212 BL-B	7CBC R222 BL-B	7CBC R232 BL-B	7CBC R242 BL-B	7CBC R312 BL-B	7CBC R322 BL-B
Etrium Bronze	Black	7EBC R212 BL-B	7EBC R222 BL-B	7EBC R232 BL-B	7EBC R242 BL-B	7EBC R312 BL-B	7EBC R322 BL-B
Connaught Bronze	Black	7HBC R212 BL-B	7HBC R222 BL-B	7HBC R232 BL-B	7HBC R242 BL-B	7HBC R312 BL-B	7HBC R322 BL-B
Richmond Bronze	Black	7RBC R212 BL-B	7RBC R222 BL-B	7RBC R232 BL-B	7RBC R242 BL-B	7RBC R312 BL-B	7RBC R322 BL-B

Hartland CFX is a Registered Design under Reference Nos. R21 = 3023446, SS2 = 3023445

Designed to fit Folded Metal Wall Box Enclosures that comply with BS 4662:2006

Hamilton® Hartland CFX® Bronze Range

7CBC T21 BK


7EBC C11 BL-B


7HBC K21 B


7RBC T31

Concealed Fixing Toggle Switches

Plate Finish	Insert Finish	1 gang 20AX 2 way Toggle Nominal Plate Size: 86 x 86 mm Min. Wall Box Depth: 35 mm Technical Insert Reference: **T21** **Product Code**	2 gang 20AX 2 way Toggle Nominal Plate Size: 86 x 86 mm Min. Wall Box Depth: 35 mm Technical Insert Reference: **T22** **Product Code**	3 gang 20AX 2 way Toggle Nominal Plate Size: 145 x 86 mm Min. Wall Box Depth: 35 mm Technical Insert Reference: **T23** **Product Code**	4 gang 20AX 2 way Toggle Nominal Plate Size: 145 x 86 mm Min. Wall Box Depth: 35 mm Technical Insert Reference: **T24** **Product Code**	1 gang 20AX Intermediate Toggle Nominal Plate Size: 86 x 86 mm Min. Wall Box Depth 35 mm Technical Insert Reference: **T31** **Product Code**
Copper Bronze	Black Nickel	7CBC T21 BK	7CBC T22 BK	7CBC T23 BK	7CBC T24 BK	7CBC T31 BK
Etrium Bronze	Black Nickel	7EBC T21 BK	7EBC T22 BK	7EBC T23 BK	7EBC T24 BK	7EBC T31 BK
Connaght Bronze	Antique Brass	7HBC T21 AB	7HBC T22 AB	7HBC T23 AB	7HBC T24 AB	7HBC T31 AB
Richmond Bronze	Richmond Bronze	7RBC T21	7RBC T22	7RBC T23	7RBC T24	7RBC T31

Concealed Fixing Hotel Card Switch with LED

Adjustable Time Delay 10 seconds - 5 minutes. Suitable for 44 mm and 54 mm width hotel Key Cards.

Plate Finish	Insert and Surround Colour	1 gang 10A (6AX) On/Off with Blue LED Locator Nominal Plate Size: 86 x 86 mm Min. Wall Box Depth: 35 mm Technical Insert Reference: **C11** **Product Code**	1 gang 12-24V AC/DC +/-10% On/Off with Blue LED Locator (Suitable for KNX BUS System) Nominal Plate Size: 86 x 86 mm Min. Wall Box Depth 35 mm Technical Insert Reference: **CKNX** **Product Code**
Copper Bronze	Black Plastic	7CBC C11 BL-B	7CBC CKNX BL-B
Etrium Bronze	Black Plastic	7EBC C11 BL-B	7EBC CKNX BL-B
Connaught Bronze	Black Plastic	7HBC C11 BL-B	7HBC CKNX BL-B
Richmond Bronze	Black Plastic	7RBC C11 BL-B	7RBC CKNX BL-B

Concealed Fixing Key Switches

Plate Finish	Insert Colour	1 gang 20AX 2 way Key Switch Nominal Plate Size: 86 x 86 mm Min. Wall Box Depth: 25 mm Technical Insert Reference: **K21** **Product Code**	1 gang 20AX 2 way Key Switch "EMG LTG TEST" Nominal Plate Size: 86 x 86 mm Min. Wall Box Depth 25 mm Technical Insert Reference: **KEL** **Product Code**
Copper Bronze	Black Plastic	7CBC K21 B	7CBC KEL B
Etrium Bronze	Black Plastic	7EBC K21 B	7EBC KEL B
Connaught Bronze	Black Plastic	7HBC K21 B	7HBC KEL B
Richmond Bronze	Black Plastic	7RBC K21 B	7RBC KEL B

Concealed Fixing Power Sockets

Plate Finish	Insert Colour	1 gang 16A German Unswitched Socket Nominal Plate Size: 86 x 86 mm Min. Wall Box Depth: 47 mm Technical Insert Reference: **6126** **Product Code**	1 gang 15A American Unswitched Socket Nominal Plate Size: 86 x 86 mm Min. Wall Box Depth 35 mm Technical Insert Reference: **5258** **Product Code**	2 gang 15A American Unswitched Socket Nominal Plate Size: 145 x 86 mm Min. Wall Box Depth 35 mm Technical Insert Reference: **5320** **Product Code**
Copper Bronze	Black Plastic	7CBC 6126 B	7CBC 5258 B	7CBC 5320 B
Etrium Bronze	Black Plastic	7EBC 6126 B	7EBC 5258 B	7EBC 5320 B
Connaught Bronze	Black Plastic	7HBC 6126 B	7HBC 5258 B	7HBC 5320 B
Richmond Bronze	Black Plastic	7RBC 6126 B	7RBC 5258 B	7RBC 5320 B

Hartland is a Registered Trade Mark No. 2344778 CFX is a Registered Trade Mark No. 2398667 Concealed Fixing Patent No. GB 2383375B

Hamilton® Hartland CFX® Bronze Range

7-BC RANGE

7CBC SS1 BL-B


7EBC US5 B

7HBC TVSAT B

7RBC SS2 BL-B

Concealed Fixing Power Sockets

Plate Finish	Insert and Surround Colour	1 gang 13A Double Pole Switched Socket Nominal Plate Size: 86 x 86 mm Min. Wall Box Depth: 35 mm Technical Insert Reference: **SS1** **Product Code**	2 gang 13A Double Pole Switched Socket Nominal Plate Size: 145 x 86 mm Min. Wall Box Depth: 35 mm Technical Insert Reference: **SS2** **Product Code**
Copper Bronze	Black	7CBC SS1 BL-B	7CBC SS2 BL-B
Etrium Bronze	Black	7EBC SS1 BL-B	7EBC SS2 BL-B
Connaght Bronze	Black	7HBC SS1 BL-B	7HBC SS2 BL-B
Richmond Bronze	Black	7RBC SS1 BL-B	7RBC SS2 BL-B

7HBC USB99 B

Plate Finish	Insert Colour	2 gang 13A Uswitched Socket + 2 x USB Charging Points Nominal Plate Size: 145 x 86 mm Min. Wall Box Depth: 35 mm Technical Insert Reference: **USB99** **Product Code**
Copper Bronze	Black	7CBC USB99 B
Etrium Bronze	Black	7EBC USB99 B
Connaught Bronze	Black	7HBC USB99 B
Richmond Bronze	Black	7RBC USB99 B

Concealed Fixing Power Sockets

Plate Finish	Insert Colour	1 gang 2A Unswitched Socket Nominal Plate Size: 86 x 86 mm Min. Wall Box Depth: 35 mm Technical Insert Reference: **US2** **Product Code**	1 gang 5A Unswitched Socket Nominal Plate Size: 86 x 86 mm Min. Wall Box Depth: 35 mm Technical Insert Reference: **US5** **Product Code**	1 gang 13A Unswitched Socket Nominal Plate Size: 86 x 86 mm Min. Wall Box Depth 35 mm Technical Insert Reference: **US13** **Product Code**	2 gang 13A Unswitched Socket Nominal Plate Size: 145 x 86 mm Min. Wall Box Depth 35 mm Technical Insert Reference: **US99** **Product Code**	Shaver Dual Voltage Unswitched Socket Nominal Plate Size: 86 x 145 mm Min. Wall Box Depth 47 mm Technical Insert Reference: **SHS** **Product Code**
Copper Bronze	Black	7CBC US2 B	7CBC US5 B	7CBC US13 B	7CBC US99 B	7CBC SHS B
Etrium Bronze	Black	7EBC US2 B	7EBC US5 B	7EBC US13 B	7EBC US99 B	7EBC SHS B
Connaght Bronze	Black	7HBC US2 B	7HBC US5 B	7HBC US13 B	7HBC US99 B	7HBC SHS B
Richmond Bronze	Black	7RBC US2 B	7RBC US5 B	7RBC US13 B	7RBC US99 B	7RBC SHS B

Concealed Fixing Television Coaxial Sockets

Plate Finish	Insert Colour	1 gang Non Isolated TV 1 In/1 Out Nominal Plate Size: 86 x 86 mm Min. Wall Box Depth: 25 mm Technical Insert Reference: **TV** **Product Code**	Isolated TV/FM Diplexer 1 In/2 Out Nominal Plate Size: 86 x 86 mm Min. Wall Box Depth: 25 mm Technical Insert Reference: **TVFM** **Product Code**	1 gang Isolated TV 1 In/1 Out Nominal Plate Size: 86 x 86 mm Min. Wall Box Depth: 25 mm Technical Insert Reference: **TVI** **Product Code**	2 gang Non Isolated TV + Satellite 2 In/2 Out Nominal Plate Size: 86 x 86 mm Min. Wall Box Depth: 35 mm Technical Insert Reference: **TVSAT** **Product Code**	1 gang Non Isolated Satellite Nominal Plate Size: 86 x 86 mm Min. Wall Box Depth 35 mm Technical Insert Reference: **SATN** **Product Code**	1 gang Isolated Satellite Nominal Plate Size: 86 x 86 mm Min. Wall Box Depth 35 mm Technical Insert Reference: **SATI** **Product Code**
Copper Bronze	Black	7CBC TV B	7CBC TVFM B	7CBC TVI B	7CBC TVSAT B	7CBC SATN B	7CBC SATI B
Etrium Bronze	Black	7EBC TV B	7EBC TVFM B	7EBC TVI B	7EBC TVSAT B	7EBC SATN B	7EBC SATI B
Connaught	Black	7HBC TV B	7HBC TVFM B	7HBC TVI B	7HBC TVSAT B	7HBC SATN B	7HBC SATI B
Richmond Bronze	Black	7RBC TV B	7RBC TVFM B	7RBC TVI B	7RBC TVSAT B	7RBC SATN B	7RBC SATI B

Hartland CFX is a Registered Design under Reference Nos. R21 = 3023446, SS2 = 3023445

Designed to fit Folded Metal Wall Box Enclosures that comply with BS 4662:2006

Hamilton® Hartland CFX® Bronze Range

7CBC DTRID B

7EBC DENT B


7HBC 45N B

7RBC 45SS1 BL-B

Concealed Fixing Digital Television Sockets - Screened Non Isolated - DAB Compatible

Plate Finish	Insert Colour	Non Isolated TV/FM Satellite Triplexer 1 In/3 Out Nominal Plate Size: 86 x 86 mm Min. Wall Box Depth: 35 mm Technical Insert Reference: **DTRID** Product Code	1 gang Non Isolated TV (Female) Nominal Plate Size: 86 x 86 mm Min. Wall Box Depth: 35 mm Technical Insert Reference: **DTVF** Product Code	1 gang Non Isolated TV (Male) Nominal Plate Size: 86 x 86 mm Min. Wall Box Depth: 35 mm Technical Insert Reference: **DTVM** Product Code	1 gang Non Isolated Satellite Nominal Plate Size: 86 x 86 mm Min. Wall Box Depth: 35 mm Technical Insert Reference: **DSAT** Product Code	Non Isolated TV/FM Satellite 1/ Satellite 2 Quadplexer 2 In/4 Out Nominal Plate Size: 86 x 86 mm Min. Wall Box Depth 35 mm Technical Insert Reference: **DENT** Product Code	Non Isolated TV/FM Satellite 1/ Satellite 2 Quadplexer 2 In/4 Out + TVF + TCS Nominal Plate Size: 145 x 86 mm Min. Wall Box Depth 35 mm Technical Insert Reference: **DSAT+** Product Code
Copper Bronze	Black Plastic	7CBC DTRID B	7CBC DTVF B	7CBC DTVM B	7CBC DSAT B	7CBC DENT B	7CBC DSAT+ B
Etrium Bronze	Black Plastic	7EBC DTRID B	7EBC DTVF B	7EBC DTVM B	7EBC DSAT B	7EBC DENT B	7EBC DSAT+ B
Connaught Bronze	Black Plastic	7HBC DTRID B	7HBC DTVF B	7HBC DTVM B	7HBC DSAT B	7HBC DENT B	7HBC DSAT+ B
Richmond Bronze	Black Plastic	7RBC DTRID B	7RBC DTVF B	7RBC DTVM B	7RBC DSAT B	7RBC DENT B	7RBC DSAT+ B

Concealed Fixing Telephone and Data Outlets

Plate Finish	Insert Colour	1 gang Telephone Master Nominal Plate Size: 86 x 86 mm Min. Wall Box Depth: 25 mm Technical Insert Reference: **TCM** Product Code	1 gang Telephone Slave Nominal Plate Size: 86 x 86 mm Min. Wall Box Depth: 25 mm Technical Insert Reference: **TCS** Product Code	1 gang RJ12 Outlet Unshielded Nominal Plate Size: 86 x 86 mm Min. Wall Box Depth: 35 mm Technical Insert Reference: **J12** Product Code	2 gang RJ12 Outlet Unshielded Nominal Plate Size: 86 x 86 mm Min. Wall Box Depth: 35 mm Technical Insert Reference: **2J12** Product Code	1 gang RJ45 CAT 5E Outlet Unshielded Nominal Plate Size: 86 x 86 mm Min. Wall Box Depth 35 mm Technical Insert Reference: **J45** Product Code	2 gang RJ45 CAT 5E Outlet Unshielded Nominal Plate Size: 86 x 86 mm Min. Wall Box Depth 35 mm Technical Insert Reference: **2J45** Product Code
Copper Bronze	Black Plastic	7CBC TCM B	7CBC TCS B	7CBC J12 B	7CBC 2J12 B	7CBC J45 B	7CBC 2J45 B
Etrium Bronze	Black Plastic	7EBC TCM B	7EBC TCS B	7EBC J12 B	7EBC 2J12 B	7EBC J45 B	7EBC 2J45 B
Connaught Bronze	Black Plastic	7HBC TCM B	7HBC TCS B	7HBC J12 B	7HBC 2J12 B	7HBC J45 B	7HBC 2J45 B
Richmond Bronze	Black Plastic	7RBC TCM B	7RBC TCS B	7RBC J12 B	7RBC 2J12 B	7RBC J45 B	7RBC 2J45 B

Concealed Fixing Double Pole Switches

Plate Finish	Insert Surround Colour	1 gang 20AX Double Pole Rocker + Neon Nominal Plate Size: 86 x 86 mm Min. Wall Box Depth: 25 mm Technical Insert Reference: **DPN** Product Code	45A Double Pole Red Rocker + Neon + 13A Switched Socket Nominal Plate Size: 145 x 86 mm Min. Wall Box Depth: 35 mm Technical Insert Reference: **45SS1** Product Code
Copper Bronze	Black Plastic	7CBC DPN BL-B	7CBC 45SS1 BL-B
Etyrium Bronze	Black Plastic	7EBC DPN BL-B	7EBC 45SS1 BL-B
Connaught Bronze	Black Plastic	7HBC DPN BL-B	7HBC 45SS1 BL-B
Richmond Bronze	Black Plastic	7RBC DPN BL-B	7RBC 45SS1 BL-B

Concealed Fixing Double Pole Switches

Plate Finish	Insert Surround Colour	1 gang 45A Double Pole Red Rocker + Neon Nominal Plate Size: 86 x 86 mm Min. Wall Box Depth: 35 mm Technical Insert Reference: **45N** Product Code
Copper Bronze	Black	7CBC 45N B
Etyrium Bronze	Black	7EBC 45N B
Connaught Bronze	Black	7HBC 45N B
Richmond Bronze	Black	7RBC 45N B

Hartland is a Registered Trade Mark No. 2344778 CFX is a Registered Trade Mark No. 2398667 Concealed Fixing Patent No. GB 2383375B

Hamilton® Hartland CFX® Bronze Range

7CBC SPN BL-B


7EBC FN BL-R


7HBC 2X40

7RBC 4X40

Concealed Fixing Connection Units

Plate Finish	Insert Colour	Surround Colour	1 gang 13A Double Pole Fused Spur+ Neon Nominal Plate Size: 86 x 86 mm Min. Wall Box Depth: 35 mm Technical Insert Reference: **SPN** **Product Code**	1 gang 13A Fuse with Red Neon Halo Nominal Plate Size: 86 x 86 mm Min. Wall Box Depth 35 mm Technical Insert Reference: **FN** **Product Code**
Copper Bronze	Black Plastic	Black	7CBC SPN BL-B	–
	Black Plastic	Red Neon	–	7CBC FN BL-R
Etrium Bronze	Black Plastic	Black	7EBC SPN BL-B	–
	Black Plastic	Red Neon	–	7EBC FN BL-R
Connaught Bronze	Black Plastic	Black	7HBC SPN BL-B	–
	Black Plastic	Red Neon	–	7HBC FN BL-R
Richmond Bronze	Black Plastic	Black	7RBC SPN BL-B	–
	Black Plastic	Red Neon	–	7RBC FN BL-R

Concealed Fixing Leading Edge Push On/Off Resistive Dimmers

Note: Tungsten filament GU10 lamps must be branded and with a fused base.

Note: When using mains voltage halogen lamps - dimmers should be de-rated by 25%.

Note: When dimming LED lamps de-rate by 75% - please contact our Technical Department for compatibility.

Plate Finish	Insert Finish	1 gang 400W 2 way Dimmer Nominal Plate Size: 86 x 86 mm Min. Wall Box Depth: 35 mm Technical Insert Reference: **1X40** **Product Code**	2 gang 400W (Max. 300 watts per gang) Dimmer Nominal Plate Size: 86 x 86 mm Min. Wall Box Depth: 35 mm Technical Insert Reference: **2X40** **Product Code**	3 gang 400W 2 way Dimmer Nominal Plate Size: 145 x 86 mm Min. Wall Box Depth: 35 mm Technical Insert Reference: **3X40** **Product Code**	4 gang 400W 2 way (Max. 300 watts per gang) Dimmer Nominal Plate Size: 145 x 86 mm Min. Wall Box Depth: 35 mm Technical Insert Reference: **4X40** **Product Code**	1 gang 600W 2 way Dimmer Nominal Plate Size: 86 x 86 mm Min. Wall Box Depth 35 mm Technical Insert Reference: **1X60** **Product Code**	1 gang 1000W 2 way Dimmer Nominal Plate Size: 145 x 86 mm Min. Wall Box Depth 35 mm Technical Insert Reference: **1X1K** **Product Code**
Copper Bronze	Copper Bronze	7CBC 1X40	7CBC 2X40	7CBC 3X40	7CBC 4X40	7CBC 1X60	7CBC 1X1K
Etrium Bronze	Etrium Bronze	7EBC 1X40	7EBC 2X40	7EBC 3X40	7EBC 4X40	7EBC 1X60	7EBC 1X1K
Connaught Bronze	Connaught Bronze	7HBC 1X40	7HBC 2X40	7HBC 3X40	7HBC 4X40	7HBC 1X60	7HBC 1X1K
Richmond Bronze	Richmond Bronze	7RBC 1X40	7RBC 2X40	7RBC 3X40	7RBC 4X40	7RBC 1X60	7RBC 1X1K

Concealed Fixing Leading Edge Push On/Off Inductive Dimmers

Note: When dimming LED lamps de-rate by 75% - please contact our Technical Department for compatibility.

Plate Finish	Insert Finish	1 gang 200VA 2 way Dimmer Nominal Plate Size: 86 x 86 mm Min. Wall Box Depth: 35 mm Technical Insert Reference: **1X2V** **Product Code**	1 gang 300VA 2 way Dimmer Nominal Plate Size: 86 x 86 mm Min. Wall Box Depth: 35 mm Technical Insert Reference: **1X3V** **Product Code**
Copper Bronze	Copper Bronze	7CBC 1X2V	7CBC 1X3V
Etrium Bronze	Etrium Bronze	7EBC 1X2V	7EBC 1X3V
Connaught Bronze	Connaught Bronze	7HBC 1X2V	7HBC 1X3V
Richmond Bronze	Richmond Bronze	7RBC 1X2V	7RBC 1X3V

7HBC 3X40

Hartland CFX is a Registered Design under Reference Nos. R21 = 3023446, SS2 = 3023445

Designed to fit Folded Metal Wall Box Enclosures that comply with BS 4662:2006

Hamilton® Hartland CFX® Bronze Range

7CBC 1XTE


7EBC 2XTE


7HBC 1XTM BK-B


7RBC 4XTM BK-B

Concealed Fixing Trailing Edge Push On/Off Dimmers

Note: Tungsten filament GU10 lamps must be branded and with a fused base.

Note: When using mains voltage halogen lamps - dimmers should be de-rated by 25%.

Note: When using mains voltage halogen load transformers - maximum rating is 210VA.

Note: When dimming LED lamps de-rate by 75% - please contact our Technical Department for compatibility.

Plate Finish	Insert Finish	1 gang 250W/210VA Trailing Edge Multi-Way Dimmer Nominal Plate Size: 86 x 86 mm Min. Wall Box Depth: 35 mm Technical Insert Reference: **1XTE** **Product Code**	2 gang 250W/210VA Trailing Edge Multi-Way Dimmer Nominal Plate Size: 86 x 86 mm Min. Wall Box Depth: 35 mm Technical Insert Reference: **2XTE** **Product Code**	3 gang 250W/210VA Trailing Edge Multi-Way Dimmer Nominal Plate Size: 145 x 86 mm Min. Wall Box Depth: 35 mm Technical Insert Reference: **3XTE** **Product Code**	4 gang 250W/210VA Trailing Edge Multi-Way Dimmer Nominal Plate Size: 145 x 86 mm Min. Wall Box Depth: 35 mm Technical Insert Reference: **4XTE** **Product Code**
Copper Bronze	Copper Bronze	7CBC 1XTE	7CBC 2XTE	7CBC 3XTE	7CBC 4XTE
Etrium Bronze	Etrium Bronze	7EBC 1XTE	7EBC 2XTE	7EBC 3XTE	7EBC 4XTE
Connaught Bronze	Connaught Bronze	7HBC 1XTE	7HBC 2XTE	7HBC 3XTE	7HBC 4XTE
Richmond Bronze	Richmond Bronze	7RBC 1XTE	7RBC 2XTE	7RBC 3XTE	7RBC 4XTE

Concealed Fixing Trailing Edge Touch Master Multi-Way Dimmers

Note: Tungsten filament GU10 lamps must be branded and with a fused base.

Note: When using mains voltage halogen lamps - dimmers should be de-rated by 25%.

Note: When using mains voltage halogen load transformers - maximum rating is 210VA.

Note: When dimming LED lamps de-rate by 75% - please contact our Technical Department for compatibility.

Plate Finish	Insert Finish	Insert Surround Colour	1 gang 250W/210VA Trailing Edge Multi-Way Touch Master Dimmer Nominal Plate Size: 86 x 86 mm Min. Wall Box Depth: 35 mm Technical Insert Reference: **1XTM** **Product Code**	2 gang 250W/210VA Trailing Edge Multi-Way Touch Master Dimmer Nominal Plate Size: 86 x 86 mm Min. Wall Box Depth: 35 mm Technical Insert Reference: **2XTM** **Product Code**	3 gang 250W/210VA Trailing Edge Multi-Way Touch Master Dimmer Nominal Plate Size: 145 x 86 mm Min. Wall Box Depth: 35 mm Technical Insert Reference: **3XTM** **Product Code**	4 gang 250W/210VA Trailing Edge Multi-Way Touch Master Dimmer Nominal Plate Size: 145 x 86 mm Min. Wall Box Depth: 35 mm Technical Insert Reference: **4XTM** **Product Code**
Copper Bronze	Black Nickel	Black	7CBC 1XTM BK-B	7CBC 2XTM BK-B	7CBC 3XTM BK-B	7CBC 4XTM BK-B
Etrium Bronze	Black Nickel	Black	7EBC 1XTM BK-B	7EBC 2XTM BK-B	7EBC 3XTM BK-B	7EBC 4XTM BK-B
Connaught Bronze	Black Nickel	Black	7HBC 1XTM BK-B	7HBC 2XTM BK-B	7HBC 3XTM BK-B	7HBC 4XTM BK-B
Richmond Bronze	Black Nickel	Black	7RBC 1XTM BK-B	7RBC 2XTM BK-B	7RBC 3XTM BK-B	7RBC 4XTM BK-B

Spare Grids Complete with Gasket

1 gang Grid with Gasket Technical Insert Reference: **7C1G** Nominal Size: 86 x 86 mm **Product Code**	2 gang Grid with Gasket Technical Insert Reference: **7C2G** Nominal Size: 86 x 86 mm **Product Code**	3 gang Grid with Gasket Technical Insert Reference: **7C3G** Nominal Size: 145 x 86 mm **Product Code**	4 gang Grid with Gasket Technical Insert Reference: **7C4G** Nominal Size: 145 x 86 mm **Product Code**
7C 1G	7C 2G	7C 3G	7C 4G

Hartland is a Registered Trade Mark No. 2344778 CFX is a Registered Trade Mark No. 2398667 Concealed Fixing Patent No. GB 2383375B

Hamilton® Hartland CFX® Bronze Range

7-BC RANGE

7CBC 1XTS BK-B


7EBC 2GP


7HBC EURO2


7RBC BPD

Concealed Fixing Touch Slave Controllers

Note: To only be used with Touch Master Dimmers

Note: Tungsten filament GU10 lamps must be branded and with a fused base.

Note: When using mains voltage halogen lamps - dimmers should be de-rated by 25%.

Note: When using mains voltage halogen load transformers - maximum rating is 210VA.

Plate Finish	Insert Finish	Insert Surround Colour	1 gang Multi-Way Touch Slave Controller Nominal Plate Size: 86 x 86 mm Min. Wall Box Depth: 35 mm Technical Insert Reference: **1XTS** Product Code	2 gang Multi-Way Touch Slave Controller Nominal Plate Size: 86 x 86 mm Min. Wall Box Depth: 35 mm Technical Insert Reference: **2XTS** Product Code	3 gang Multi-Way Touch Slave Controller Nominal Plate Size: 145 x 86 mm Min. Wall Box Depth: 35 mm Technical Insert Reference: **3XTS** Product Code	4 gang Multi-Way Touch Slave Controller Nominal Plate Size: 145 x 86 mm Min. Wall Box Depth: 35 mm Technical Insert Reference: **4XTS** Product Code
Copper Bronze	Black Nickel	Black	7CBC 1XTS BK-B	7CBC 2XTS BK-B	7CBC 3XTS BK-B	7CBC 4XTS BK-B
Etrium Bronze	Black Nickel	Black	7EBC 1XTS BK-B	7EBC 2XTS BK-B	7EBC 3XTS BK-B	7EBC 4XTS BK-B
Connaught Bronze	Black Nickel	Black	7HBC 1XTS BK-B	7HBC 2XTS BK-B	7HBC 3XTS BK-B	7HBC 4XTS BK-B
Richmond Bronze	Black Nickel	Black	7RBC 1XTS BK-B	7RBC 2XTS BK-B	7RBC 3XTS BK-B	7RBC 4XTS BK-B

Concealed Fixing GRID-IT Grid Fix Plates complete with Fixing Grid

Minimum Wall Box Depth dependant on GRID-IT insert fitted - please see the GRID-IT section for our complete range of inserts.

Plate Finish	1 gang Aperture Grid Fix Plate Nominal Plate Size: 86 x 86 mm Technical Insert Reference: **1GP** Product Code	2 gang Aperture Grid Fix Plate Nominal Plate Size: 86 x 86 mm Technical Insert Reference: **2GP** Product Code	3 gang Aperture Grid Fix Plate Nominal Plate Size: 145 x 86 mm Technical Insert Reference: **3GP** Product Code	4 gang Aperture Grid Fix Plate Nominal Plate Size: 145 x 86 mm Technical Insert Reference: **4GP** Product Code
Copper Bronze	7CBC 1GP	7CBC 2GP	7CBC 3GP	7CBC 4GP
Etrium Bronze	7EBC 1GP	7EBC 2GP	7EBC 3GP	7EBC 4GP
Connaught Bronze	7HBC 1GP	7HBC 2GP	7HBC 3GP	7HBC 4GP
Richmond Bronze	7RBC 1GP	7RBC 2GP	7RBC 3GP	7RBC 4GP

Concealed Fixing EuroFix Plates complete with Fixing Grid

Minimum Wall Box Depth is dependent on the EuroFix insert fitted - please see the EuroFix section for our complete range of inserts.

Plate Finish	1 Module EuroFix Plate Nominal Plate Size: 86 x 86 mm Aperture: 25 x 50 mm Technical Insert Reference: **EURO1** Product Code	2 Module EuroFix Plate Nominal Plate Size: 86 x 86 mm Aperture: 50 x 50 mm Technical Insert Reference: **EURO2** Product Code	3 Module Eurofix Plate Nominal Plate Size: 145 x 86 mm Aperture: 75 x 50 mm Technical Insert Reference: **EURO3** Product Code	4 Module EuroFix Plate Nominal Plate Size: 145 x 86 mm Aperture: 100 x 50 mm Technical Insert Reference: **EURO4** Product Code
Copper Bronze	7CBC EURO1	7CBC EURO2	7CBC EURO3	7CBC EURO4
Etrium Bronze	7EBC EURO1	7EBC EURO2	7EBC EURO3	7EBC EURO4
Connaught Bronze	7HBC EURO1	7HBC EURO2	7HBC EURO3	7HBC EURO4
Richmond Bronze	7RBC EURO1	7RBC EURO2	7RBC EURO3	7RBC EURO4

Concealed Fixing Blank Plates

Plate Finish	Single Blank Plate Nominal Plate Size: 86 x 86 mm Technical Insert Reference: **BPS** Product Code	Double Blank Plate Nominal Plate Size:145 x 86 mm Technical Insert Reference: **BPD** Product Code
Copper Bronze	7CBC BPS	7CBC BPD
Etrium Bronze	7EBC BPS	7EBC BPD
Connaught Bronze	7HBC BPS	7HBC BPD
Richmond Bronze	7RBC BPS	7RBC BPD

Hartland CFX is a Registered Design under Reference Nos. R21 = 3023446, SS2 = 3023445

Designed to fit Folded Metal Wall Box Enclosures that comply with BS 4662:2006

Hamilton® Technical Specification

ROCKER SWITCHES/KEY SWITCHES

CATEGORY:

10AX ROCKER SWITCH

Current Rating: 10AX
Max Load: 10 Amp inductive

Technical Insert Ref:	Description:
R21	1 gang 10AX 2 way Rocker
R22	2 gang 10AX 2 way Rocker
R23	3 gang 10AX 2 way Rocker
R24	4 gang 10AX 2 way Rocker
R26	6 gang 10AX 2 way Rocker
R31	1 gang 10AX Intermediate Rocker
R32	2 gang 10AX Intermediate Rocker
RRT	1 gang 10AX Push to Make Retractive Rocker
CFXRRT	1 gang 10AX PTM/PTB Retractive Rocker

GRID-IT 10AX ROCKER SWITCH MODULES

GRR2W	1 gang 10AX Retractive 2 way and Off Rocker
GR21	1 gang 10AX 2 way Rocker
GRRT	1 gang 10AX PTM/PTB Retractive Rocker

GRID-IT 20AX ROCKER SWITCH MODULES

Current Rating: 20AX
Max Load: 20 Amp inductive

GR2WO	1 gang 20AX Non-Retractive 2 way & Off Rocker
GR212	1 gang 20AX 2 way Rocker
GR312	1 gang 20AX Intermediate Rocker

20AX ROCKER SWITCH

Current Rating: 20AX
Max Load: 20 Amp inductive

Technical Insert Ref:	Description:
R212	1 gang 20AX 2 way Rocker
R222	2 gang 20AX 2 way Rocker
R232	3 gang 20AX 2 way Rocker
R242	4 gang 20AX 2 way Rocker
R312	1 gang 20AX Intermediate Rocker
R322	2 gang 20AX Intermediate Rocker

20AX KEY SWITCH

K21	1 gang 20AX 2 way Key Switch
KEL	1 gang 20AX 2 way Key Switch "EMG LTG TEST"

GRID-IT 20AX KEY SWITCH MODULE

GK21	1 gang 20AX 2 way Key Switch
GKEL	1 gang 20AX 2 way Key Switch "EMG LTG TEST"

Note: For Double Pole Key Switch please see the Double Pole Switch page.

TECHNICAL SPECIFICATION:

Voltage: 220/250V AC
IP Rating: IP2XD
Switched Poles: Single
Contact Gap Minimum: 3mm
Product Class 1: Must be earthed
GRID-IT Product Class 1: Face plate must be earthed
Ambient Operating Temperature: -5 to +40 C

Location: Internal Use Only
Max Installation Altitude: 2000m

Standard Hamilton manufactured electrical accessories are designed to be mounted on BS4662:2006 flush wall boxes.

STANDARDS:

BS EN ISO Standard: BS EN 60669-1

TERMINAL CAPACITY:

	1mm²	1.5mm²	2.5mm²	4mm² Multi-Strand	6mm²
Terminal Capacity 10AX	5	4	1	1	1
Earth Terminal Capacity 10AX	5	4	3	1	1
Terminal Capacity 20AX	5	4	2	2	1
Earth Terminal Capacity 20AX	6	5	3	2	1

Fixing Centres: **2 WAY ROCKER** **INTERMEDIATE ROCKER** **PUSH TO MAKE ROCKER** **KEY SWITCH**

60.3mm

120.6mm

GRID-IT SWITCH INSERTS Fits 1 Grid-IT aperture

Due to constant changes in regulations, etc. users should satisfy themselves there have been no amendments.

E&OE 01/14

Hamilton® Technical Specification

TOGGLE AND BELL PUSH SWITCHES

CATEGORY:

20AX TOGGLE SWITCH

Current Rating: 20AX
Max Load: 20 Amp inductive

Technical Insert Ref:	Description:
T21	1 gang 20AX 2 way Toggle
T22	2 gang 20AX 2 way Toggle
T23	3 gang 20AX 2 way Toggle
T24	4 gang 20AX 2 way Toggle
T31	1 gang 20AX Intermediate Toggle
T32	2 gang 20AX Intermediate Toggle Only available in the Bloomsbury Range
TDP	1 gang 20AX Double Pole Toggle ***Switched Poles: Double**

10AX RETRACTIVE TOGGLE SWITCH

Current Rating: 10AX
Max Load: 10 Amp inductive

Technical Insert Ref:	Description:
TRT	1 gang 10AX Push to Make/Break Retractive Toggle

6AMP BELL PUSH SWITCH Only available in the Bloomsbury range

Current Rating: 6 Amp
Max Load: 6 Amp

Technical Insert Ref:	Description:
BPM	1 gang 240V AC 6A Bell Push

TECHNICAL SPECIFICATION:

Voltage:	220/250V AC
IP Rating:	IP2XD
Switched Poles:	Single*
Contact Gap Minimum:	3mm
Product Class 1:	Must be earthed
Ambient Operating Temperature:	-5 to +40 C
Location:	Internal Use Only
Max Installation Altitude:	2000m

Standard Hamilton manufactured electrical accessories are designed to be mounted on BS4662:2006 flush wall boxes.

STANDARDS:

BS EN ISO Standard:

Toggle Switch	BS EN 60669-1
Bell Push	BS EN 60669-1

TERMINAL CAPACITY:

	1mm²	1.5mm²	2.5mm²	4mm² Multi-Strand	6mm²
Terminal Capacity	5	4	2	2	1
Earth Terminal Capacity	6	5	3	2	1

Fixing Centres:	2 WAY TOGGLE	INTERMEDIATE TOGGLE	DOUBLE POLE & RETRACTIVE	BELL PUSH SWITCH
60.3mm	T21 T21 T22	T31 T31 T32	TDP/TRT TDP	BPM
120.6mm	T23 T24 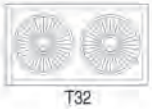 T32 T22  T24			
182mm	T23			Bloomsbury Range

Hamilton® Technical Specification

DOUBLE POLE ROCKER SWITCHES/KEY SWITCHES

CATEGORY:

20AX DOUBLE POLE ROCKER SWITCH

Current Rating: 20AX
Max Load: 20 Amp inductive

Technical Insert Ref:	Description:
DP	1 gang 20AX Double Pole Rocker
DPN	1 gang 20AX Double Pole Rocker + Neon
DPNC	1 gang 20AX Double Pole Rocker + Neon + Cable Outlet

GRID-IT 20AX DOUBLE POLE ROCKER SWITCH MODULE

GDP	1 gang 20AX Double Pole Rocker

GRID-IT 20AX DP KEY SWITCH MODULE

GKDP	20AX Double Pole Key Switch

45 AMP DOUBLE POLE ROCKER SWITCH

Current Rating: 45 Amp
Max Load: 45 Amp

Technical Insert Ref:	Description:
45	1 gang 45A Double Pole Red Rocker
45N	1 gang 45A Double Pole Red Rocker + Neon
45V	45A Double Pole Red Rocker + Neon, Vertically Mounted

45 AMP ROCKER SWITCH WITH 13AMP SOCKET

Current Rating: Switch 45 Amp/Socket 13 Amp
Max Load: Switch 45 Amp/Socket 13 Amp

Technical Insert Ref:	Description:
45SS1	45A Double Pole Red Rocker + Neon + 13A Switched Socket

TECHNICAL SPECIFICATION:

Voltage:	220/250V AC
IP Rating:	IP2XD
Switched Poles:	Double
Contact Gap Minimum:	3mm
Product Class 1:	Must be earthed
GRID-IT Product Class 1:	Face plate must be earthed
Ambient Operating Temperature:	-5 to +40 C
Location:	Internal Use Only
Max Installation Altitude:	2000m

Standard Hamilton manufactured electrical accessories are designed to be mounted on BS4662:2006 flush wall boxes.

STANDARDS:

BS EN ISO Standard:

20AX/45Amp Double Pole Rocker	BS EN 60669-1
Double Pole Rocker with Socket	BS 4177

TERMINAL CAPACITY:

	1mm²	1.5mm²	2.5mm²	4mm² Multi-Strand	6mm²	10mm²	16mm²
20AX Terminal Capacity			3	2	1		
20AX Earth Terminal Capacity	6	5	3	2	1		
45Amp Terminal Capacity					3	2	1
45Amp Earth Terminal Capacity					3	2	1
GDP/GKDP Terminal Capacity	5	4	2	1	1		
GDP/GKDP Earth Terminal Capacity	6	5	3	2	1		

Fixing Centres:

60.3mm
DPNC Cable Outlet Size: Min 0.75mm² Max 2.5mm²

120.6mm

20AMP DP ROCKER SWITCH

DP DPN DPNC

45AMP DP ROCKER SWITCH

45 45N

GRID-IT MODULE Fits 1 Grid-IT aperture

GKDP GDP

45V
Vertically mounted

DP ROCKER WITH SOCKET

45SS1

Due to constant changes in regulations, etc. users should satisfy themselves there have been no amendments.

E&OE 01/14

Hamilton® Technical Specification

TRIPLE POLE FAN ISOLATOR

CATEGORY:

FAN ISOLATOR

Technical Insert Ref:	Description:
TP	1 gang 10A Triple Pole Rocker

TECHNICAL SPECIFICATION:

Current Rating:	10 Amp
Voltage:	220/250V AC
IP Rating:	IP2XD
Max Load:	10 Amp Resistive
Switched Poles:	Triple
Contact Gap Minimum:	3mm
Product Class 1:	Must be earthed
Ambient Operating Temperature:	-5 to +40 C
Location:	Internal Use Only

Max Installation Altitude: 2000m

Standard Hamilton manufactured electrical accessories are designed to be mounted on BS4662:2006 flush wall boxes.

STANDARDS:

BS EN ISO Standard: BS EN 60669-1

TERMINAL CAPACITY:

	1mm²	1.5mm²	2.5mm²	4mm² Multi-Strand	6mm²
Terminal Capacity 10AX	5	4	1	1	1
Earth Terminal Capacity	5	4	3	1	1

Fixing Centres: **TRIPLE POLE FAN ISOLATOR**

60.3mm

TP

Hamilton Technical Specification

HOTEL CARD SWITCHES

CATEGORY:

HOTEL CARD SWITCH

Current Rating: 10A (6AX)
Max Load: 10 Amp (6 Amp inductive)

Technical Insert Ref:	Description:
C11	1 gang 10A (6AX) On/Off with Blue LED Locator Suitable for 44mm and 54mm width key cards

EUROFIX CARD SWITCH

MOD-C11	1 gang 10A (6AX) On/Off with Blue LED Locator Suitable for 44mm and 54mm width key cards

KNX BUS SYSTEM HOTEL CARD SWITCH

Current Rating: N/A
Max Load: N/A

Technical Insert Ref:	Description:
CKNX	1 gang 12-24V AC/DC +/-10% On/Off with Blue LED Locator Suitable for 44mm and 54mm width key cards

EUROFIX KNX BUS SYSTEM CARD SWITCH

MOD-CKNX	1 gang 12-24V AC/DC +/-10% On/Off with Blue LED Locator Suitable for 44mm and 54mm width key cards

TECHNICAL SPECIFICATION:

Voltage: 220/250V AC
KNX Voltage: 12-24V AC/DC
IP Rating: IP2XD
Switched Poles: Single
Contact Gap Minimum: 3mm
Product Class 1: Must be earthed
Eurofix Product Class 1: Face plate must be earthed

Ambient Operating Temperature: -5 to +40 C
Location: Internal Use Only
Max Installation Altitude: 2000m

Standard Hamilton manufactured electrical accessories are designed to be mounted on BS4662:2006 flush wall boxes.

STANDARDS:

BS EN ISO Standard: BS EN 60669-2-3

TERMINAL CAPACITY:

	1mm²	1.5mm²	2.5mm²	4mm² Multi-Strand	6mm²
Terminal Capacity	3	2	1		
Earth Terminal Capacity	5	4	3	1	1

Fixing Centres: **CARD SWITCH/KNX** **EUROFIX CARD SWITCH/KNX**

60.3mm

C11/CKNX

Fits into one Euro2 aperture

MOD-C11
MOD-CKNX

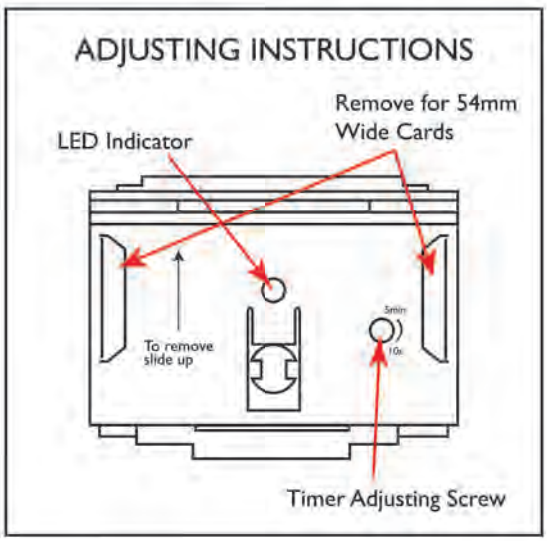

Due to constant changes in regulations, etc. users should satisfy themselves there have been no amendments.

Hamilton® Technical Specification

SWITCHED SOCKETS

CATEGORY:

SWITCHED SOCKETS

Technical Insert Ref:	Description:
SS1	1 gang 13A Double Pole Switched Socket
SS2	2 gang 13A Double Pole Switched Socket

GRID-IT SWITCHED SOCKETS MODULES

Technical Insert Ref:	Description:
GSS1	1 gang 13A Double Pole Switched Socket
GSS2	2 gang 13A Double Pole Switched Socket

TECHNICAL SPECIFICATION:

Current Rating:	13 Amp
Voltage:	220/250V AC
IP Rating:	IP2XD
Max Load:	13 Amp
Switched Poles:	Double
Contact Gap Minimum:	3mm
Product Class 1:	Must be earthed
GRID-IT Product Class 1:	Face plate must be earthed
Ambient Operating Temperature:	-5 to +40 C
Location:	Internal Use Only
Max Installation Altitude:	2000m
Dual Earth:	Yes

Standard Hamilton manufactured electrical accessories are designed to be mounted on BS4662:2006 flush wall boxes.

STANDARDS:

BS EN ISO Standard:	BS 1363-2 Inc. amendment 1,2,3
ASTA Licence No:	1046 (SS1 and SS2 only)

TERMINAL CAPACITY:

	2.5mm²	4mm²	6mm² Multi-Strand	10mm²
Terminal Capacity	4	3	2	1
Earth Terminal Capacity	4	3	2	1

Fixing Centres:	13A SWITCHED SOCKETS
60.3mm	SS1
120.6mm	SS2

Fixing Centres:	GRID-IT SWITCHED SOCKETS MODULES
60.3mm grid to wall box 49.2mm plate to grid	GSS1
120.6mm grid to wall box 106.5mm plate to grid	GSS2

Hamilton® Technical Specification

UNSWITCHED SOCKETS

CATEGORY:

2A UNSWITCHED SOCKETS AND FLOOR SOCKETS

Current Rating: 2 Amp
Max Load: 2 Amp

Technical Insert Ref:	Description:
US2	1 gang 2A Unswitched Socket

5A UNSWITCHED SOCKETS AND FLOOR SOCKETS

Current Rating: 5 Amp
Max Load: 5 Amp

Technical Insert Ref:	Description:
US5	1 gang 5A Unswitched Socket

13A UNSWITCHED SOCKETS AND FLOOR SOCKETS

Current Rating: 13 Amp
Max Load: 13 Amp

Technical Insert Ref:	Description:
US13	1 gang 13A Unswitched Socket
US99	2 gang 13A Unswitched Socket

EUROFIX 13A UK UNSWITCHED SOCKET MODULE

MOD-ENG13A	1 gang 13A UK Unswitched Socket

TECHNICAL SPECIFICATION:

Voltage:	220/250V AC
IP Rating:	IP2XD
Switched Poles:	None
Contact Gap Minimum:	None
Product Class 1:	Must be earthed
Ambient Operating Temperature:	-5 to +40 C
Location:	Internal Use Only
Max Installation Altitude:	2000m
Shuttered:	Yes

Standard Hamilton manufactured electrical accessories are designed to be mounted on BS4662:2006 flush wall boxes.

STANDARDS:

BS EN ISO Standard:

2A and 5A Unswitched	BS 546
13A Unswitched	BS 1363-2

TERMINAL CAPACITY:

	1mm²	1.5mm²	2.5mm²	4mm²	6mm² Multi-strand	10mm²
2A and 5A Terminal Capacity	5	4	2	1		
2A and 5A Earth Terminal Capacity	5	4	2	1		
13A Terminal Capacity			3	3	2	1
13A Earth Terminal Capacity			3	3	2	1

Fixing Centres:	2A & 5A UNSWITCHED SOCKETS	13A UNSWITCHED SOCKETS	EUROFIX 13A UNSWITCHED SOCKET MODULE
60.3mm	US2 US5 US2 US5	US13 US13	MOD-ENG13A
120.6mm		US99 US99	

Due to constant changes in regulations, etc. users should satisfy themselves there have been no amendments.

E&OE 01/14

Hamilton® Technical Specification

INTERNATIONAL UNSWITCHED SOCKETS

CATEGORY:

AMERICAN SOCKETS - NEMA 5

Current Rating: 15 Amp
Max Load: 15 Amp
Voltage: 110V AC

Technical Insert Ref:	Description:
5258	1 gang 15A Unswitched American Socket
5320	2 gang 15A Unswitched American Socket

EUROFIX AMERICAN SOCKET MODULE

MOD-USA I5A	1 gang 15A Unswitched American Socket

EUROFIX UNIVERSAL SOCKET MODULE

Current Rating: 13 Amp
Max Load: 13 Amp

MOD-UNI 13A	1 gang 13A Universal Unswitched Socket

SCHUKO SOCKETS - CE7/4 AND FLOOR SOCKET

Current Rating: 10/16 Amp
Max Load: 16 Amp
Voltage: 220/250V AC

Technical Insert Ref:	Description:
6126	1 gang 16A Unswitched German Sockets
26126	2 gang 16A Unswitched German Sockets

EUROFIX GERMAN SOCKET MODULE

MOD-GER16A	1 gang 16A Unswitched German Socket

TECHNICAL SPECIFICATION:

IP Rating: IP2XD
Switched Poles: None
Contact Gap Minimum: None
Product Class 1: Face plate must be earthed
Ambient Operating Temperature: -5 to +40 C
Location: Internal Use Only
Max Installation Altitude: 2000m

Shuttered: Yes

Standard Hamilton manufactured electrical accessories are designed to be mounted on BS4662:2006 flush wall boxes.

STANDARDS:

BS EN ISO Standard: BS 5733
IEC 60884-1

TERMINAL CAPACITY:

	2.5mm²	4mm²	6mm² Multi-stranded	10mm²
13A and 16A Socket	3	3	2	1
15A Universal Socket Module	3	2	1	

Fixing Centres:	AMERICAN SOCKETS	SCHUKO SOCKETS	SCHUKO FLOOR SOCKETS	SOCKET MODULES
60.3mm	5258	6126*	6126*	MOD-USA MOD-UNIV* MOD-GER16A*
120.6mm	5320	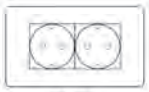 26126*	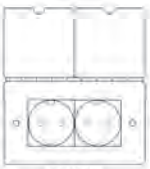 26126*	*Requires 47mm deep mounting box

Information relating to usage for non-uk sockets

- It is permissible to sell and/or install non-UK BS type power sockets in the United Kingdon.
- It is the responsibility of the electrical contractor/installer to ensure that these products are installed correctly.
- The installation must be signed off by a qualified installer as a deviation to BS7671 wiring regulations.
- As these products fall outside the standards specified within the wiring regulations, additional measures must be taken to ensure safe, appropriate installation is effected.

Hamilton® Technical Specification

PLUGS SUITABLE FOR USE WITH MOD-UNIV13* SOCKET MODULE

Plug Type		Rating	Country	Visual
2-pin plug (Non-Earth)	Type A	2.5A, 250V	North America (United States) and in many other countries including Canada, Mexico, Guatemala, Jamaica and Venezuela	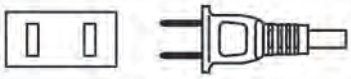
2-pin plug (Euro)	Type C	2.5A, 250V	Most countries in continental Europe and also widely used in South Africa	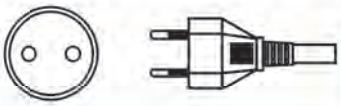
2-pin plug round	Type E	10/16A, 250V	Primarily used in France, Belgium, Poland, Slovakia, Czech Republic, Tunisia and Morocco	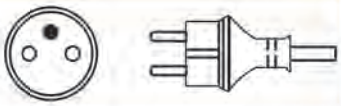
2-pin plug (Non-Earth)	Type F	10/16A, 250V	Germany, Austria, the Netherlands, Sweden, Norway, Finland, Portugal, Spain and Eastern Europe	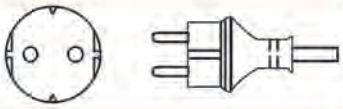
3-pin plug BS	Type G	13A, 250V	Mainly used in the United Kingdom, Ireland, Cyprus, Malta, Malaysia, Singapore and Hong Kong	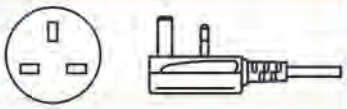
3-pin plug round BS	Type D	5A, 250V	Used almost exclusively in India, Sri Lanka, Nepal and Nambia	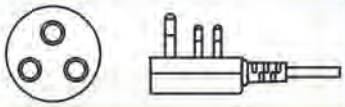
2-pin Australia plug	Type H	7.5A, 250V	Primarily used in Australia	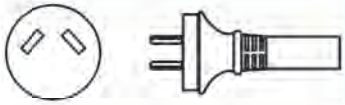
3-pin Australia plug	Type I	10A, 250V	Mainly used in Australia, New Zealand, Papa New Guinea and Argentina	
3-pin Australia plug	Type I	15A, 250V	Mainly used in Australia, New Zealand, Papa New Guinea and Argentina	
3-pin China plug	Type I	6/10A, 250V	China	
2-pin China plug	Type H	6/10A, 250V	China	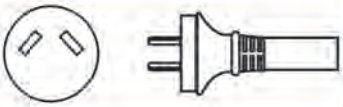
2-pin US plug	Type A	15A, 125V	North America (United States) and in many other countries including Canada, Mexico, Guatamala, Jamaica and Venezuela	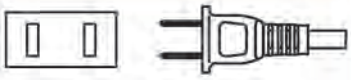

Due to constant changes in regulations, etc. users should satisfy themselves there have been no amendments.

E&OE 01/14

Hamilton® Technical Specification

DUAL VOLTAGE SHAVER SOCKET

CATEGORY:

SHAVER SOCKET

Technical Insert Ref:	Description:
SHS	Shaver Dual Voltage Unswitched Socket (Vertically Mounted)

TECHNICAL SPECIFICATION:

Current Rating:	20VA
Voltage:	220/250V AC
Max Load Output:	115/230V
Max Load Input:	200/250V
IP Rating:	IP2XD
Switched Poles:	None
Contact Gap Minimum:	None
Product Class 1:	Must be earthed
Ambient Operating Temperature:	-5 to +40 C
Location:	Internal Use Only
Max Installation Altitude:	2000m
Shuttered:	Yes
Box Depth:	47mm

Standard Hamilton manufactured electrical accessories are designed to be mounted on BS4662:2006 flush wall boxes.

STANDARDS:

BS EN ISO Standard:	BS EN 61558 BS 4573

TERMINAL CAPACITY:

	1mm²	1.5mm²	2.5mm²	4mm² Multi-Strand	6mm²
Terminal Capacity	5	4	3	2	1
Earth Terminal Capacity	9	6	4	2	1

Fixing Centres:

120.6mm
Vertically mounted

SHAVER SOCKET

SHS

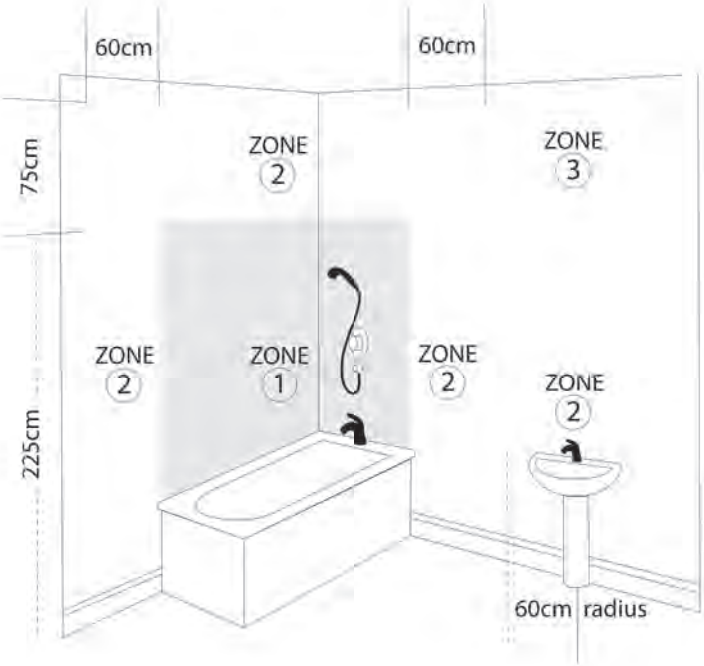

Bathroom Safety

Note: Generally, shaver sockets won't have an IP (ingress protection) rating, but if they comply with BS EN 61558 they can safely be installed in zone 2 - as long as they are away from the bath or shower unit and are unlikely to come into contact with shower spray.

Hamilton® Technical Specification

UNSWITCHED SOCKETS Plus EURO4 aperture

CATEGORY:

MEDIA PLATE

Technical Insert Ref:	Description:
MED1	Media plate, Euro4 Apertured with 2 x 13A Unswitched Socket
MED2	Media plate, Euro4 Apertured with 4 x 13A Unswitched Socket

SPECIAL NOTE : When mains voltage and telecom/data/TV are mixed on the same plate a suitable phase barrier MUST be used in the wall box to shield the mains.

TECHNICAL SPECIFICATION:

Current Rating:	13 Amp
Voltage:	220/250V AC
Max Load Output:	13 Amp Socket
IP Rating:	IP2XD
Switched Poles:	None
Contact Gap Minimum:	None
Product Class 1:	Must be earthed
Ambient Operating Temperature:	-5 to +40 C
Location:	Internal Use Only
Max Installation Altitude:	2000m
Shuttered:	Yes

STANDARDS:

BS EN ISO Standard:	(Socket) BS 1363-2

TERMINAL CAPACITY:

	2.5mm²	4mm²	6mm² Multi-Strand	10mm²
Terminal Capacity	3	3	2	1
Earth Terminal Capacity	3	3	2	1

Fixing Centres: **MEDIA PLATES** EURO4 Apertured with 13A Unswitched Socket

120.6mm

MED1

MED2

Due to constant changes in regulations, etc. users should satisfy themselves there have been no amendments.

Hamilton® Technical Specification

CONNECTION UNITS

CATEGORY:

SWITCHED FUSED CONNECTION UNIT

Technical Insert Ref:	Description:
SP	1 gang 13A Double Pole Fused Spur
SPN	1 gang 13A DP Fused Spur + Neon
SPNC	1 gang 13A DP Fused Spur + Neon + Cable Outlet

13A FUSE WITH RED NEON HALO

FN	1 gang 13A Fuse with Red Neon Halo

GRID-IT 13A FUSE WITH NEON HALO MODULE

GFN	13A Fuse with Neon Halo

CABLE OUTLET

Current Rating: 20 Amp
Max Load: 20 Amp
Switched Poles: None
Contact Gap Min: None

Technical Insert Ref:	Description:
CO	Cable Outlet

GRID-IT CABLE OUTLET MODULE

GC20	Cable Outlet

UNSWITCHED CONNECTION UNIT

Switched Poles: None
Contact Gap Min: None

Technical Insert Ref:	Description:
FO	1 gang 13A Fuse Only
FOC	1 gang 13A Fuse + Cable Outlet

TECHNICAL SPECIFICATION:

Current Rating:	13 Amp
Voltage:	220/250V AC
Max Load:	13 Amp
IP Rating:	IP2XD
Switched Poles (SP, SPN, SPNC):	Double
Contact Gap Minimum:	3mm
Product Class 1:	Must be earthed
Grid-IT Product Class 1:	Face plate must be earthed
Ambient Operating Temperature:	-5 to +40 C
Cable Outlet Size Flexible:	Min 0.75mm² Max 2.5mm²
Cable Outlets Fitted with Clamp:	Yes

Location:	Internal Use Only
Max Installation Altitude:	2000m

Standard Hamilton manufactured electrical accessories are designed to be mounted on BS4662:2006 flush wall boxes.

STANDARDS:

BS EN ISO Standard:

Switched Fuse/Unswitched	BS 1363-4
Fuse with halo	BS 5733
Fuse with halo + fuselink	BS 5733 and BS1362
Cable outlet	BS 5733

TERMINAL CAPACITY:

	1mm²	1.5mm²	2.5mm²	4mm² Multi-Strand	6mm²
Switched/Fuse + Halo Terminal Capacity			3	2	1
Switched/Fuse + Halo Earth Terminal Capacity	6	5	3	2	1
Cable Outlet Terminal Capacity	5	4	2	2	
Cable Outlet Earth Terminal Capacity	6	5	3	2	1
FO/FOC Terminal Capacity	5	4	3	1	1
FO/FOC Earth Terminal Capacity	6	5	3	2	1

Fixing Centres:	SWITCHED FUSE	FUSE WITH HALO	CABLE OUTLET	FUSE UNIT
60.3mm	SP SPN SPNC	FN	CO	FO FOC
Fits one Grid-IT aperture		GFN	GC20	

Hamilton® Technical Specification

TELEVISION COAXIAL AND DATA SOCKETS

CATEGORY:

TV/DATA/TELEPHONE SOCKETS AND FLOOR SOCKETS

Technical Insert Ref:	Description:
TV	1 gang Non-Isolated Television 1 In/1 Out
TV2	2 gang Non-Isolated Television 2 In/2 Out
TVFM	Isolated TV/FM Diplexer 1 In/2 Out
TVI	1 gang Isolated Television 1 In/1 Out
TVSAT	2 gang Non-Isolated TV + Satellite 2 In/2 Out
SATN	1 gang Non-Isolated Satellite
SATI	1 gang Isolated Satellite
J12	1 gang RJ12 Outlet Unshielded
2J12	2 gang RJ12 Outlet Unshielded
J45	1 gang RJ45 CAT 5E Outlet Unshielded
2J45	2 gang RJ45 CAT 5E Outlet Unshielded
TCS	1 gang Telephone Slave
TCM	1 gang Telephone Master

EUROFIX TV/DATA/TELEPHONE SOCKET MODULES

Technical Insert Ref:	Description:
MOD-TV	1 gang Non-Isolated TV 1 In/1 Out
MOD-TVI	1 gang Isolated TV 1 In/1 Out
MOD-TVFM	Isolated TV/FM Diplexer 1 In/2 Out
MOD-SATI	1 gang Isolated Satellite
MOD-SATN	1 gang Non-Isolated Satellite
MOD-J12	1 gang RJ12 Outlet Unshielded
MOD-J45-C5	1 gang RJ45 CAT 5E Outlet Unshielded
MOD-J45-C6	1 gang RJ45 CAT 6 Outlet Unshielded
MOD-J45-C6S	1 gang RJ45 CAT 6S Outlet Shielded
MOD-TCS	1 gang Telephone Slave
MOD-TCM	1 gang Telephone Master

MOD-CAT6A and MOD-CAT7 are available on request

TECHNICAL SPECIFICATION:

IP Rating: IP2XD
Product Class 1: Face plate must be earthed (ref BS7671 415.2.1)
Ambient Operating Temperature: -5 to +40 C
Location: Internal Use Only
Max Installation Altitude: 2000m

Standard Hamilton manufactured electrical accessories are designed to be mounted on BS4662:2006 flush wall boxes.

Note: Mains operated and extra low voltage products must not be installed in the same face plate aperture. When installing within the same back box a suitable barrier MUST be used to separate the two voltages. See BS 7671 Wiring regulations for further details.

Note for SATI only: Isolated F-type satellite outlet, where a DC signal back to the LNB unit on the satellite dish is not required.

TERMINAL CAPACITY:

	1mm²	1.5mm²	2.5mm²	4mm² Multi-Strand	6mm²
Earth Terminal Capacity	5	4	3	1	1

Fixing Centres:	TELEVISION COAXIAL	DATA OUTLETS	TELEPHONE SOCKET
60.3mm	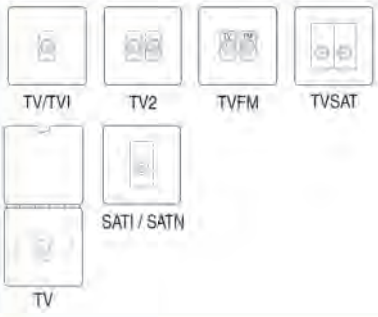		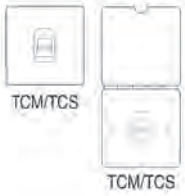
Fits one Euro1 aperture	MOD-SATN MOD-SATI MOD-TV MOD-TVI	MOD-J12 MOD-J45-C5 MOD-J45-C6 MOD-J45-C6S	MOD-TCM MOD-TCS
Fits one Euro2 aperture	MOD-TVFM		

Due to constant changes in regulations, etc. users should satisfy themselves there have been no amendments.

E&OE 01/14

Hamilton® Technical Specification

DIGITAL TELEVISION SOCKETS - Screened Non-Isolated, DAB compatible

CATEGORY:

DIGITAL TV COAXIAL SOCKETS

Technical Insert Ref:	Description:
DENT	Non-Isolated TV/FM/Satellite 1/Satellite 2 Quadplex 2 In/ 4 Out
DSAT+	Non-Isolated TV/FM/Satellite 1/Satellite 2 Quadplex 2 In/ 4 Out + TVF + TCS
DTRID	Non-Isolated TV/FM/Satellite Triplexer 1 In/3 Out
DSAT	1 gang Non-Isolated Satellite
DTVF	1 gang Non-Isolated TV (female)
DTVM	1 gang Non-Isolated TV (male)

EUROFIX MODULES

Technical Insert Ref:	Description:
MOD-DENT	Non-Isolated TV/FM/Satellite 1/Satellite 2 Quadplex 2 In/ 4 Out
MOD-DSAT	1 gang Non-Isolated Satellite
MOD-DTRID	Non-Isolated TV/FM/Satellite Triplexer 1 In/3 Out
MOD-DTVF	1 gang Non-Isolated TV (female)
MOD-DTVM	1 gang Non-Isolated TV (male)

TECHNICAL SPECIFICATION:

IP Rating: IP2XD
Product Class 1: Must be earthed (ref BS7671 415.2.1)
Ambient Operating Temperature: -5 to +40 C
Location: Internal Use Only
Max Installation Altitude: 2000m

Standard Hamilton manufactured electrical accessories are designed to be mounted on BS4662:2006 flush wall boxes.

Note: Mains operated and extra low voltage products must not be installed in the same face plate aperture. When installing within the same back box a suitable barrier MUST be used to separate the two voltages. See BS 7671 Wiring regulations for further details.

TERMINAL CAPACITY:

	1mm²	1.5mm²	2.5mm²	4mm² Multi-Strand	6mm²
Earth Terminal Capacity	5	4	3	1	1

FREQUENCIES:

DTVM	Frequency 1	FM DC	5-2200 MHz
DSAT	Frequency 1	SAT DC	5-2200 MHz
DTVF	Frequency 1	TV DC	5-2200 MHz
DENT/DTRID/DSAT+	Frequency 1	TV	5-68 MHz 125-860 MHz
	Frequency 2	FM	88-108 MHz
	Frequency 3	SAT DC	950-2200 MHz
DSAT+	Frequency 4	TV DC	5-2200 MHz

Fixing Centres:

DIGITAL TELEVISION SOCKETS

60.3mm

DENT

DTRID

DTVF

DTVM

DSAT

120.6mm

DSAT+

EUROFIX DIGITAL TV SOCKET MODULES

Fits one Euro1 aperture

MOD-DSAT
MOD-DTVF
MOD-DTVM

Fits one Euro2 aperture

MOD-DENT

MOD-DTRID

Hamilton® Technical Specification

EUROFIX AV/AUDIO/HDMI

CATEGORY:

EUROFIX AV/AUDIO/HDMI SOCKETS

Technical Insert Ref:	Description:
MOD-HDMI	HDMI Chassis Mounted Socket Type A* (Female Mounted, Female Free)
MOD-USBAFF	USB2 Panel Mounted Socket Type A* (Female Mounted, Female Free)
MOD-USBAFM	USB2 Panel Mounted Socket Type A* (Female Mounted, Male Free)
MOD-MP3	3.5mm Stereo Socket (MP3) Screened*
MOD-DIN9	D-Range PC Socket 9 Pin*
MOD-SVGA	D-Range SVGA Socket 15 Pin*

Socket Type: 4mm Suitable for 'Banana' plugs

MOD-BAN2 2 x Gold Binding Post Socket*

EUROFIX AV/AUDIO/HDMI SOCKETS

Technical Insert Ref:	Description:
Current Rating:	Mating connector dependent
Contact Resistance:	Mating connector dependent
Insulation Resistance:	>1GW
Dielectric Strength:	500V DC
Life Cycle:	5000
Cable OD:	4-9mm
Solder Compatibility:	IEC 68-2-20

MOD-RCA1	1 x Gold Phone/Audio Socket**
MOD-RCA2	2 x Gold Phone/Audio Socket**
MOD-RCA3	3 x Gold Composite Video/Audio**

Current Rating:	15 Amp
Voltage:	120VAC
Contact Resistance:	5mW Max

MOD-XLR Latching Audio Connector 3 Pin XLR Socket*

TECHNICAL SPECIFICATION:

IP Rating:	IP2XD
Ambient Operating Temperature:	-5 to +40 C* -25 to +70 C**
Location:	Internal Use Only
Max Installation Altitude:	2000m
Module Dimensions:	25 x 50mm

Note: Mains operated and extra low voltage products must not be installed in the same face plate aperture. When installing within the same back box a suitable barrier MUST be used to separate the two voltages. See BS 7671 Wiring regulations for further details.

EUROFIX AV/AUDIO/HDMI MODULES

Fits a Euro1 aperture

Due to constant changes in regulations, etc. users should satisfy themselves there have been no amendments.

Hamilton® Technical Specification

EUROFIX USB CHARGER MODULE

CATEGORY:

EUROFIX USB CHARGER MODULE

Technical Insert Ref:	Description:
MOD-USB	Eurofix USB Charger Module
MOD-USB2	Eurofix Twin USB Charger Module

TECHNICAL SPECIFICATION:

Voltage (Single):	220/240 Vac 47-53Hz
Voltage (Twin):	100/240 Vac 47-63Hz
Current Rating (at full load):	0.3A Single 0.6A Twin
Standby Current:	1.3mA Single 2.0mA Twin
Max Load Output:	1.0A per socket
Charging Output:	5Vdc ± 5%
Output Connector:	USB Type A
Contact Gap Minimum:	5mm
Product Class 1:	Must be earthed
Ambient Operating Temperature:	0 to +40 C
Location:	Internal Use Only
Max Installation Altitude:	2000m
Module Dimensions:	25 x 50mm Single 50 x 50mm Twin

STANDARDS:

BS EN ISO Standard:	IEC 60950-1 IEC 61000-6-1/3

COMPLIANCE:

EC Directive	MOD-USB	MOD-USB2
Low Voltage	2006/95/EC	2006/95/EC
ROHS	2002/95/EC	2002/95/EC
WEEE	2002/96/EC	2002/95/EC
REACH	1907/2006	1907/2006
EMC	2004/108EC	2004/108EC

TERMINAL CAPACITY

	1.0mm²	1.5mm²	2.5mm²
Terminal Capacity	2	2	3

Ensure that the power is switched off or power is isolated before attempting to install or connect the charger.

EUROFIX USB CHARGER MODULE

Fits a Euro1 aperture

MOD-USB

Fits one Euro2 aperture

MOD-USB2

Hamilton® Technical Specification

TWIN CHARGER/POWER SOCKET

CATEGORY:

TWIN CHARGER/POWER SOCKET

Technical Insert Ref:	Description:
USB99	Twin USB Charger and 2 gang 13A Unswitched Socket

TECHNICAL SPECIFICATION:

Socket Current Rating:	13A
USB Current Rating:	0.128A
Voltage:	AC 200-250V 50-60Hz
USB Max Load Output:	2.1A total for 2 outlets
USB Charging Output:	5Vdc ± 5% 2.1A Max
Output Connector:	USB Type A
Contact Gap Minimum:	5mm
Product Class 1:	Must be earthed
Ambient Operating Temperature:	15 to +45 C
Location:	Internal Use Only
Max Installation Altitude:	2000m
Shuttered:	Yes

Standard Hamilton manufactured electrical accessories are designed to be mounted on BS4662:2006 flush wall boxes.

STANDARDS:

BS EN ISO Standard:	BS1363-2 BS5733 EN60950

TERMINAL CAPACITY FOR 13A UNSWITCHED SOCKET:

	2.5mm²	4mm²	6mm² Multi-Strand	10mm²
Terminal Capacity	3	3	2	1
Earth Terminal Capacity	3	3	2	1

TWIN USB/POWER SOCKET

USB99

Due to constant changes in regulations, etc. users should satisfy themselves there have been no amendments.

E&OE 01/14

Hamilton® Technical Specification

LEADING EDGE DIMMER INFORMATION

NOTES FOR DIMMERS

Note A	Tungsten filament GU10 lamps must be branded with a fuse base.
Note B	When using mains voltage halogen lamps - dimmers should be de-rated by 25%.
Note C	When using mains voltage halogen load transformers - maximum rating is 210VA.
Note D	To only be used with Touch Master Dimmers.
Note E	When dimming LED lamps de-rated by 75% - please contact our Technical Department for compatibility.

Leading Edge Resistive Dimmers - **METAL PLATES**

Number of dimmer switches per plate	Nominal plate size mm	Dimmer type	Max plate load W (Watts)	Lamp type				
				Tungsten Filament including halogen (Watts)		Linea Halogen (Watts)	GU10 LED (Watts)	
				Min	Max	Max	Min	Max
1	88x88	1 x 40	400	40	400	300	10	100
2	88x88	2 x 40	600	40	300	300	10	100
3	88x146	3 x 40	1200	40	400	300	10	100
4	88x146	4 x40	1200	40	300	250	10	100
6	150x150	6 x 40	1800	40	300	250	10	100
8	150x150	8 x 40	1800	40	300	250	10	100
9	150x210	9 x 40	2250	40	250	250	10	100
12	150x210	12 x 40	2250	40	200	150	10	100
12	210x280	12 x 40	3600	40	300	200	10	100
16	210x280	16 x 40	3600	40	225	200	10	100
1	88x88	1 x 60	600	100	600	450	15	150
1	88x146	1 x 1K	1000	150	1000	750	25	250

Leading Edge Resistive Dimmers - **WOOD PLATES**

Number of dimmer switches per plate	Nominal plate size mm	Dimmer type	Max plate load W (Watts)	Lamp type				
				Tungsten Filament including halogen (Watts)		Linea Halogen (Watts)	GU10 LED (Watts)	
				Min	Max	Max	Min	Max
1	88x88	1 x 40	400	40	400	300	10	100
2	88x146	2 x 40	600	40	300	300	10	100
3	88x146	3 x 40	900	40	300	300	10	100
4	88x146	4 x40	1000	40	250	200	10	100
6	150x150	6 x 40	1200	40	200	200	10	100
9	150x210	9 x 40	1800	40	200	200	10	100

Leading Edge Resistive Dimmers - **PLASTIC PLATES**

Number of dimmer switches per plate	Nominal plate size mm	Dimmer type	Max plate load W (Watts)	Lamp type				
				Tungsten Filament including halogen (Watts)		Linea Halogen (Watts)	GU10 LED (Watts)	
				Min	Max	Max	Min	Max
1	88x88	1 x 40	400	40	400	300	10	100
2	88x88	2 x 40	600	40	300	300	10	100
3	88x146	3 x 40	900	40	300	300	10	100
4	88x146	4 x40	1000	40	250	250	10	100

Hamilton® Technical Specification

LEADING EDGE INDUCTIVE PUSH ON/OFF DIMMERS

CATEGORY:

200VA INDUCTIVE DIMMER
See Notes for Dimmers Page 390: Note E

Wattage: 200VA (low voltage) per gang
Current Rating: 0.8 Amp
Max Load: 200VA (low voltage) per gang
Min Load: 25VA

Technical Insert Ref:	Description:
1X2V	1 gang 200VA 2 way
2X2V	2 gang 200VA 2 way

GRID-IT 200VA INDUCTIVE DIMMER MODULE
See Notes for Dimmers Page 390: Note E

D2V	1 gang 200VA 2 way

300VA INDUCTIVE DIMMER
See Notes for Dimmers Page 390: Note E

Wattage: 300VA (low voltage)
Current Rating: 1.25 Amp
Max Load: 300VA (low voltage)
Min Load: 50VA

Technical Insert Ref:	Description:
1X3V	1 gang 300VA 2 way

TECHNICAL SPECIFICATION:

Voltage: 220/250V AC
IP Rating: IP2XD
Switched Poles: Single
Contact Gap Minimum: None
Product Class 1: Face plate must be earthed

Ambient Operating Temperature: -5 to +40 C
Location: Internal Use Only
Max Installation Altitude: 2000m

Standard Hamilton manufactured electrical accessories are designed to be mounted on BS4662:2006 flush wall boxes.

TERMINAL CAPACITY:

	1mm²	1.5mm²	2.5mm²	4mm² Multi-Strand	6mm²
200VA Terminal Capacity	2	2			
200VA Earth Terminal Capacity	5	4	3	1	1
300VA Terminal Capacity	2	2			
300VA Earth Terminal Capacity	5	4	3	1	1

LEADING EDGE TECHNOLOGY DIMMERS for use with low voltage toroidal transformers and some LED lamps.

Fixing Centres:	200VA INDUCTIVE DIMMER	300VA INDUCTIVE DIMMER	GRID-IT INDUCTIVE DIMMER MODULE
60.3mm	1X2V 2X2V	1X3V	D2V

Note: It is recommended to contact the manufacturer of the transformer to confirm that it is dimmable and is considered to be an inductive load.

Due to constant changes in regulations, etc. users should satisfy themselves there have been no amendments.

E&OE 01/14

Hamilton Technical Specification

LEADING EDGE PUSH ON/OFF RESISTIVE DIMMERS

CATEGORY:

400W PUSH ON/OFF RESISTIVE DIMMER
See Notes for Dimmers Page 390: Note A,B,E

Wattage: 400W
Current Rating: 1.66 Amp
Max Load: 400W Resistive per gang

Technical Insert Ref:	Description:
1X40	1 gang 400W 2 Way
2X40	2 gang 400W 2 Way, max 300W per gang
3X40	3 gang 400W 2 Way
4X40	4 gang 400W 2 Way, max 300W per gang
WD2X40	2 gang 400W 2 way, max 300W per gang
W3X40	3 gang 400W 2 way, max 300W per gang
W4X40	4 gang 400W 2 way, max 250W per gang
P3X40	3 gang 400W 2 way, max 300W per gang
P4X40	4 gang 400W 2 way, max 250W per gang

GRID-IT 400W PUSH ON/OFF RESISTIVE DIMMER MODULE
See Notes for Dimmers Page 390: Note A,B,E

D40	1 gang 400W 2 way Switched Poles: not applicable* Contact Gap Minimum: 3mm**

600W PUSH ON/OFF RESISTIVE DIMMER
See Notes for Dimmers Page 390: Note A,B,E

Wattage: 600W
Current Rating: 2.5 Amp
Max Load: 600W Resistive per gang

Technical Insert Ref:	Description:
1X60	I gang 600W 2 Way
WD1X60	I gang 600W 2 Way

1KW PUSH ON/OFF RESISTIVE DIMMER
See Notes for Dimmers Page 390: Note A,B,E

Wattage: 1KW
Current Rating: 4.16 Amp
Max Load: 1KW Resistive per gang

Technical Insert Ref:	Description:
1X1K	I gang 1000W 2 Way

TECHNICAL SPECIFICATION:

Voltage: 220/250V AC
IP Rating: IP2XD
Switched Poles: Single*
Contact Gap Minimum: N/A**
Product Class 1: Face plate must be earthed
Ambient Operating Temperature: -5 to +40 C
Location: Internal Use Only

Max Installation Altitude: 2000m

Standard Hamilton manufactured electrical accessories are designed to be mounted on BS4662:2006 flush wall boxes.

STANDARDS:

BS EN ISO Standard:
400W/600W Resistive Dimmer — BS EN 60669-2-1

TERMINAL CAPACITY:

	1mm²	1.5mm²	2.5mm²	4mm² Multi-Strand	6mm²
Terminal Capacity	2	2			
Earth Terminal Capacity	5	4	3	1	1

Fixing Centres:	400W PUSH ON/OFF DIMMER	600W PUSH ON/OFF DIMMER	1KW PUSH ON/OFF DIMMER	GRID-IT 400W PUSH ON/OFF DIMMER MODULE
60.3mm	1X40 2X40	1X60		
120.6mm	3X40 / P3X40 W3X40 4X40 / P4X40 W4X40 WD2X40 Woods range		1X1K	
Fits one Grid-IT aperture				D40

Hamilton® Technical Specification

TRAILING EDGE DIMMER INFORMATION

NOTES FOR DIMMERS

Note A	Tungsten filament GU10 lamps must be branded with a fuse base.
Note B	When using mains voltage halogen lamps - dimmers should be de-rated by 25%.
Note C	When using mains voltage halogen load transformers - maximum rating is 210VA.
Note D	To only be used with Touch Master Dimmers.
Note E	When dimming LED lamps de-rated by 75% - please contact our Technical Department for compatibility.

Trailing Edge Resistive Dimmers - **METAL PLATES**

Number of dimmer switches per plate	Nominal plate size mm	Dimmer type	Max plate load W (Watts)	Lamp type				
				Tungsten Filament including Halogen (Watts)		Linea Halogen (Watts)	GU10 LED (Watts)	
				Min	Max	Max	Min	Max
1	88x88	1XTE, 1XTM	250	25	250	200	7	62
2	88x88	2XTE, 2XTM	500	25	250	200	7	62
3	88x146	3XTE, 3XTM	750	25	250	200	7	62
4	88x146	4XTE, 4XTM	1000	25	250	200	7	62
6	150x150	6XTE, 6XTM	1500	25	250	200	7	62
8	150x150	8XTE, 8XTM	1800	25	225	200	7	62
9	150x210	9XTE, 9XTM	2250	25	250	200	7	62
12	150x210	12XTE, 12XTM	2250	25	200	200	7	62
12	210x280	12XTE, 12XTM	3000	25	250	200	7	62
16	210x280	16XTE, 16XTM	3600	25	225	200	7	62

Trailing Edge Resistive Dimmers - **WOOD PLATES**

Number of dimmer switches per plate	Nominal plate size mm	Dimmer type	Max plate load W (Watts)	Lamp type				
				Tungsten Filament including Halogen (Watts)		Linea Halogen (Watts)	GU10 LED (Watts)	
				Min	Max	Max	Min	Max
1	88x88	1XTE	250	25	250	200	7	62
2	88x88	2XTE	400	25	200	200	7	62
3	88x146	3XTE	750	25	250	150	7	62
4	88x146	4XTE	800	25	200	150	7	62
6	150x150	6XTE	1200	25	200	150	7	62
8	150x150	8XTE	1600	25	200	150	7	62
9	150x210	9XTE	1800	25	200	150	7	62
12	150x210	12XTE	2250	25	200	150	7	62

Trailing Edge Resistive Dimmers - **PLASTIC PLATES**

Number of dimmer switches per plate	Nominal plate size mm	Dimmer type	Max plate load W (Watts)	Lamp type				
				Tungsten Filament including Halogen (Watts)		Linea Halogen (Watts)	GU10 LED (Watts)	
				Min	Max	Max	Min	Max
1	88x88	1XTE, 1XTM	250	25	250	200	7	62
2	88x88	2XTE, 2XTM	500	25	250	200	7	62
3	88x146	3XTE, 3XTM	750	25	250	150	7	62
4	88x146	4XTE, 4XTM	1000	25	250	150	7	62

Due to constant changes in regulations, etc. users should satisfy themselves there have been no amendments.

E&OE 01/14

Hamilton® Technical Specification

TRAILING EDGE PUSH ON/OFF DIMMERS

CATEGORY:

TRAILING EDGE DIMMER
See Notes for Dimmers Page 393: Note A,B, C, E

Technical Insert Ref:	Description:
1XTE	1 gang 250W/210VA Multi-Way Dimmer
2XTE	2 gang 250W/210VA Multi-Way Dimmer
3XTE	3 gang 250W/210VA Multi-Way Dimmer
4XTE	4 gang 250W/210VA Multi-Way Dimmer
W2XTE	2 gang 250W/210VA Multi-Way Dimmer max 200W per gang
W4XTE	4 gang 250W/210VA Multi-Way Dimmer max 200W per gang

GRID-IT TRAILING EDGE DIMMER MODULE
See Notes for Dimmers Page 393: Note A,B, C, E

Technical Insert Ref:	Description:
DTE	1 gang 250W/210VA Multi-Way Dimmer Module

TECHNICAL SPECIFICATION:

Wattage:	250W Resistive 210VA Inductive
Current Rating:	1.1 Amp per gang
Max Load:	250W Resistive 210VA Inductive
Minimum Load:	25W/25VA
Voltage:	220/250V AC
IP Rating:	IP2XD
Switched Poles:	Single
Contact Gap Minimum:	None
Product Class 1:	Face plate must be earthed

Ambient Operating Temperature:	-5 to +40 C
Location:	Internal Use Only
Max Installation Altitude:	2000m

Standard Hamilton manufactured electrical accessories are designed to be mounted on BS4662:2006 flush wall boxes.

STANDARDS:

BS EN ISO Standard:	BS EN 60669-2-1

TERMINAL CAPACITY:

	1mm²	1.5mm²	2.5mm²	4mm² Multi-Strand	6mm²
Terminal Capacity	2	2			
Earth Terminal Capacity	5	4	3	1	1

TRAILING EDGE TECHNOLOGY DIMMERS. Are suitable for control of both resistive and inductive loads. When used for dimming low voltage electronic halogen transformers it must be noted that the dimmer controls the primary side of the transformer.

Fixing Centres:	TRAILING EDGE DIMMER	GRID-IT TRAILING EDGE DIMMER MODULES
60.3mm	1XTE, 2XTE W2XTE	Fits one Grid-IT aperture DTE
120.6mm	3XTE, 4XTE W4XTE	

Note: For multi-way switching a push to make retractive switch should be installed in the other positions. (Note: standard two way switches will not work with this product).

Hamilton® Technical Specification

TRAILING EDGE TOUCH DIMMERS

CATEGORY:

TRAILING EDGE TOUCH MASTER MULTI-WAY DIMMER
See Notes for Dimmers Page 393: Note A,B,C,E

Technical Insert Ref:	Description:
1XTM	1 gang 250W/210VA Multi-Way Touch Master
2XTM	2 gang 250W/210VA Multi-Way Touch Master
3XTM	3 gang 250W/210VA Multi-Way Touch Master
4XTM	4 gang 250W/210VA Multi-Way Touch Master

GRID-IT TOUCH MASTER MULTI-WAY DIMMER MODULE
See Notes for Dimmers Page 393: Note A,B,C,E

DTM	1 gang 250W/210VA Multi-Way Touch Master Module

TOUCH SLAVE CONTROLLER
See Notes for Dimmers Page 393: Note A,B,C,D

Technical Insert Ref:	Description:
1XTS	1 gang Multi-Way Touch Slave
2XTS	2 gang Multi-Way Touch Slave
3XTS	3 gang Multi-Way Touch Slave
4XTS	4 gang Multi-Way Touch Slave

GRID-IT TOUCH SLAVE CONTROLLER MODULE
See Notes for Dimmers Page 393: Note A,B,C,D

DTS	1 gang Multi-Way Touch Slave Controller Module

Touch slave controllers to be used only with touch master dimmers or ceiling dimmers. (Wattage and voltage will be the same as the dimmer).

TECHNICAL SPECIFICATION:

Wattage:	250W Resistive 210VA Inductive
Current Rating:	1.1 Amps
Max Load:	250W Resistive 210VA Inductive
Minimum Load:	25W/VA
Voltage:	220/250V AC
IP Rating:	IP2XD
Product Class 1:	Face plate must be earthed

Ambient Operating Temperature:	-5 to +40 C
Location:	Internal Use Only
Max Installation Altitude:	2000m

Standard Hamilton manufactured electrical accessories are designed to be mounted on BS4662:2006 flush wall boxes.

STANDARDS:

BS EN ISO Standard:	BS EN 60669-2-1

TERMINAL CAPACITY:

	1mm²	1.5mm²	2.5mm²	4mm² Multi-Strand	6mm²
Terminal Capacity	2	2			
Earth Terminal Capacity	5	4	3	1	1

Fixing Centres:

TOUCH MASTER DIMMER

60.3mm

1XTM

2XTM

120.6mm

3XTM

4XTM

TOUCH SLAVE CONTROLLER

1XTS

2XTS

3XTS

4XTS

GRID-IT TOUCH MASTER DIMMER MODULE

Fits 1 Grid-IT aperture

DTM

GRID-IT TOUCH SLAVE CONTROLLER MODULE

DTS

Due to constant changes in regulations, etc. users should satisfy themselves there have been no amendments.

E&OE 01/14

Hamilton® Technical Specification

PUSH ON/OFF SWITCHES AND BALLAST CONTROLLER

CATEGORY:

WHITE PLASTIC PUSH ON/OFF SWITCH

Current Rating: 5 Amps
Voltage: 230/240V AC

Technical Insert Ref:	Description:
1X5A	1 gang 5A Push On/Off Switch
2X5A	2 gang 5A Push On/Off Switch
3X5A	3 gang 5A Push On/Off Switch
4X5A	4 gang 5A Push On/Off Switch

GRID-IT PUSH ON/OFF SWITCH MODULES

Current Rating: 3 Amps

Technical Insert Ref:	Description:
DIP	3A Intermediate Push On/Off Module

Current Rating: 6 Amps

DPS	6A 2 way Push On/Off Switch Module

GRID-IT HIGH FREQUENCY BALLAST CONTROL MODULE

Current Rating: 1-10V

Technical Insert Ref:	Description:
DHF	1-10V DC High Frequency Ballast Control Module (No Off)

Note: Normally used in conjunction with Hamilton 10 or 20amp rocker switch'. The 1-10v module will not switch mains voltage. It is designed to control a 1-10volt signal only.

TECHNICAL SPECIFICATION:

Voltage: 220/250V AC
IP Rating: IP2XD
Contact Gap Minimum: 3mm
Product Class 1: Face plate must be earthed
Ambient Operating Temperature: -5 to +40 C
Location: Internal Use Only
Max Installation Altitude: 2000m

Standard Hamilton manufactured electrical accessories are designed to be mounted on BS4662:2006 flush wall boxes.

STANDARDS:

BS EN ISO Standard:

Push on/off switch	BS EN 60669-1

TERMINAL CAPACITY:

	1mm²	1.5mm²	2.5mm²	4mm² Multi-Strand	6mm²
Terminal Capacity	2	2			
Earth Terminal Capacity	5	4	3	1	1

Fixing Centres:	PUSH ON/OFF SWITCH
60.3mm	1X5A 2X5A
120.6mm	3X5A 4X5A

	GRID-IT PUSH ON/OFF SWITCH MODULE	GRID-IT HIGH FREQUENCY BALLAST CONTROL MODULE
Fits 1 Grid-IT aperture	DIP /DPS	DHF

Hamilton® Technical Specification

GRID-IT NEON AND NEON HALO MODULES

CATEGORY:

GRID-IT NEON HALO MODULES

Technical Insert Ref:	Description:
GN	Neon Halo Modules

GRID-IT NEON ONLY MODULES

Technical Insert Ref:	Description:
GNO	Neon Only Modules
GNH-PCR	Neon Only Module Horizontally Mounted Please Clean Room
GNH-DND	Neon Only Module Horizontally Mounted Do Not Disturb
GN-MAID	Neon Halo Module Maid
GN-BELL	Neon Halo Module Bell

TECHNICAL SPECIFICATION:

Voltage:	220/250V AC
IP Rating:	IP2XD
Product Class 1:	Face plate must be earthed
Ambient Operating Temperature:	-5 to +40 C
Location:	Internal Use Only
Max Installation Altitude:	2000m

STANDARDS:

BS EN ISO Standard: BS 5733

TERMINAL CAPACITY:

	1mm²	1.5mm²	2.5mm²	4mm² Multi-Strand	6mm²
Terminal Capacity	5	4	2	2	1
Earth Terminal Capacity	6	5	3	2	1

	GRID-IT NEON HALO MODULES	GRID-IT NEON ONLY MODULES
Fits 1 Grid-IT aperture	GN	GNO GNH-PCR GNH-DND GN-MAID GN-BELL

Due to constant changes in regulations, etc. users should satisfy themselves there have been no amendments.

Hamilton® Technical Specification

LARGE PLATES DIMENSIONS

Note: Large plastic not available in Perception CFX®, Hartland Colours CFX® White Plastic.

Note: You can mix 'n' match dimmers as long as you don't go over the maximum wattage for the plate.

150mm

150mm

			Tungsten Filament including halogen	
No. Items per plate	Dimmer type	**Max load per plate**	Min load per gang	Max load per gang
Metal Plates				
6	400	1800	40	300
8	400	1800	40	300
6	TM, TE	1500	25	250
8	TM, TE	1800	25	225
4	600	1800	100	450
2	1000	1800	150	900
Wood Plates				
6	400	1200	40	200
6	TE	1200	25	200
8	TE	1600	25	200
All Plates				
6, 8	Grid rockers, toggle, touch slave			

210mm

280mm

			Tungsten Filament including halogen	
No. Items per plate	Dimmer type	**Max load per plate**	Min load per gang	Max load per gang
Metal Plates				
12	400	3600	40	300
16	400	3600	40	225
12	TM, TE	3000	25	250
16	TM, TE	3600	25	225
6	600	3600	100	600
3	1000	3600	150	1000
All Plates				
24	Grid rockers, toggle, touch slave			

150mm

210mm

			Tungsten Filament including halogen	
No. Items per plate	Dimmer type	**Max load per plate**	Min load per gang	Max load per gang
Metal Plates				
9	400	2250	40	250
12	400	2250	40	200
9	TM, TE	2250	25	250
12	TM, TE	2250	25	200
4	600	2250	100	550
3	1000	2250	150	750
Wood Plates				
9	400	1800	40	200
9	TE	1800	25	200
12	TE	2250	25	200
All Plates				
9,12	Grid rockers, toggle, touch slave			

210mm

210mm

			Tungsten Filament including halogen	
No. Items per plate	Dimmer type	**Max load per plate**	Min load per gang	Max load per gang
Metal Plates				
12	400	2400	40	200
12	TM,TE	2400	25	250
4	600	2400	100	550
3	1000	2400	150	800
All Plates				
18	Grid rockers, toggle, touch slave			

See dimmer information for Linea Halogen and GU10 LED

Hamilton® Technical Specification

GRID-IT/EUROFIX/BLANK PLATE DIMENSIONS

GRID-IT GRID FIX PLATE DIMENSIONS

	Dimension (mm)								
	Linea-CFX			Hartland CFX	Hartland	Perception CFX	Sheer CFX	Sheer	Cheriton
	Duo	Georgian	Perlina Rondo Scala						
1GP 1 gang aperture grid fix plate	86 x 86	95 x 95	91 x 91	86 x 86	88 x 88	86 x 86	86 x 86	86 x 86	88 x 88
2GP 2 gang aperture grid fix plate	86 x 86	95 x 95	91 x 91	86 x 86	88 x 88	86 x 86	86 x 86	86 x 86	88 x 88
3GP 3 gang aperture grid fix plate	145 x 86	154 x 95	150 x 91	145 x 86	144 x 85	145 x 86	145 x 86	146 x 86	146 x 86
4GP 4 gang aperture grid fix plate	145 x 86	154 x 95	150 x 91	145 x 86	144 x 85	145 x 86	145 x 86	146 x 86	146 x 86
6GP 6 gang aperture grid fix plate					146 x 146			146 x 146	146 x 146
8GP 8 gang aperture grid fix plate					146 x 146			146 x 146	146 x 146
9GP 9 gang aperture grid fix plate					146 x 210			146 x 210	146 x 210
12GP 12 gang aperture grid fix plate					146 x 210			146 x 210	146 x 210
SS1GP 1 gang 13A switched socket aperture grid fix plate	86 x 86	95 x 95	91 x 91	86 x 86	88 x 88	86 x 86	86 x 86	86 x 86	88 x 88
SS2GP 2 gang 13A switched socket aperture grid fix plate	145 x 86	154 x 95	150 x 91	145 x 86	144 x 85	145 x 86	145 x 86	146 x 86	146 x 86

EUROFIX PLATE DIMENSIONS Plates must be earthed via the earth tag

		Dimension (mm)								
	Aperture Size	Linea-CFX			Hartland CFX	Hartland	Perception CFX	Sheer CFX	Sheer	Cheriton
		Duo	Georgian	Perlina Rondo Scala						
EURO1 1 Module Plate	25 x 50	86 x 86	95 x 95	91 x 91	86 x 86	88 x 88	86 x 86	86 x 86	86 x 86	88 x 88
EURO2 2 Module Plate	50 x 50	86 x 86	95 x 95	91 x 91	86 x 86	88 x 88	86 x 86	86 x 86	86 x 86	88 x 88
EURO3 3 Module Plate	75 x 50	145 x 86	154 x 95	150 x 91	145 x 86	144 x 85	145 x 86	145 x 86	146 x 86	146 x 86
EURO4 4 Module Plate	100 x 50	145 x 86	154 x 95	150 x 91	145 x 86	144 x 85	145 x 86	145 x 86	146 x 86	146 x 86

EUROFIX POLYCARBONATE PLATE DIMENSIONS

	Nominal Plate Size	Aperture Size	Number of Modules Held
MOD-P2M 2 Module EuroFix Plate	86 x 86mm	50 x 50mm	One 50 x 50mm Module or Two 25 x 25mm Modules or One 25 x 50mm Module and two 12.5mm blanking modules
MOD-P4M 4 Module EuroFix Plate	146 x 86mm	100 x 50mm	One 100 x 50mm Module or Two 50 x 50mm Modules or One 50 x 50mm Module and two 25 x 50mm Modules or Four 25 x 50 Modules

BLANK PLATE DIMENSIONS Plates must be earthed via the earth tag

	Dimension (mm)								
	Linea-CFX			Hartland CFX	Hartland	Perception CFX	Sheer CFX	Sheer	Cheriton
	Duo	Georgian	Perlina Rondo Scala						
BPS Single Blank Plate	86 x 86	95 x 95	91 x 91	86 x 86	88 x 88	86 x 86	86 x 86	86 x 86	88 x 88
BPD Double Blank Plate	145 x 86	154 x 95	150 x 91	145 x 86	144 x 85	145 x 86	145 x 86	146 x 86	146 x 86

Due to constant changes in regulations, etc. users should satisfy themselves there have been no amendments.

E&OE 01/14

Hamilton® Technical Specification

GRID-IT AND EUROFIX ANCILLARIES DIMENSIONS

BLANK PLATE MODULE DIMENSIONS

Technical Insert Ref:	Description	Nominal Size	Depth
MOD-HALFBLANK	EuroFix Half Blanking Plate Module	12.5 x 50mm	
MOD-BLANK	EuroFix One Blanking Plate Module	25 x 50mm	
BMOD	Grid-IT Blank Module	23.2 x 51mm	9.2mm

SPARE MODULE GRID FOR SHEER CFX AND HARTLAND CFX

Sheer CFX Grid complete with gasket	8C1G	8C2G	8C3G	8C4G
Hartland CFX Grid complete with gasket	7C1G	7C2G	7C3G	7C4G
DIMENSIONS (MM)	86 x 86mm	86 x 86mm	145 x 86mm	145 x 86mm

SPARE MODULE GRID DIMENSIONS For Sheer, Hartland and Cheriton front plates

	1G-GRID	2G-GRID	3G-GRID	4G-GRID
Spare Insert Grid (mm)	78 x 78mm	78 x 78mm	138 x 78mm	138 x 78mm

SPARE PLATE SCREWS DIMENSIONS Box Quantity: 50

Technical Insert Ref:	Description	Size
SCREW-PSGR	Dome Headed Slotted Screws for Rocker Aperture Plates to Grid	M3 x 5mm
SCREW-PSGS	Countersunk Slotted Screws for Switched Socket Plates to Grid	M3 x 5mm

SPARE BACK BOX SCREWS DIMENSIONS Box Quantity: 50

Technical Insert Ref:	Description	Size
SCREW-SG25	Countersunk Slotted Screws for fixing Grids to Back Box	M3.5 x 25mm
SCREW-SG50	Countersunk Slotted Screws for fixing Grids to Back Box	M3.5 x 50mm

SPARE MODULE GRID SCREWS DIMENSIONS Box Quantity: 50

Technical Insert Ref:	Description	Size
SCREW-MISC	Countersunk Cross-Slotted Screws for fixing Module to Grid	M2.5 x 4mm

SURFACE MOUNTED BOX SURROUNDS

SURFACE MOUNTED BOX SURROUND DIMENSIONS - FOR WOODS RANGE ONLY

Technical Insert Ref:	Description	Nominal Size	Fits over mounted box size
BFS	Surface Mounting Box Single	93 x 93 x 30mm	25mm
BFD	Surface Mounting Box Double	150 x 93 x 30mm	25mm

MISCELLANEOUS

CATEGORY:

MISCELLANEOUS ITEMS

Technical Insert Ref:	Description:	Technical Insert Ref:	Description:
G-KEY	Spare Key for Key Switch	MOD-KEYSTONE	Suitable for Keystone type insert
D-KIT	Dimmer Inlay + Knob Kit	MOD-TIDY	Cable Outlet Tidy with brushes