

Hartland CFX[®] Colours

Concealed Fixing Accessories on glossy Colour Slim Plates

The Hartland CFX[®] Colour range will enhance any surrounding and its patented concealed fixing system affords seamless styling and sophistication. It has a sleek finish that is attractive and tactile, whilst the practical robust plastic provides a lower priced alternative to the metal designs.

- A member of the Hartland 'family'
- Practical, robust plastic
- Concealed fixing
- Comprehensive range of electrical accessories
- Further flexibility for the cost-conscious designer
- Grid and EuroFix options also available (see separate GRID-IT and EuroFix sections for inserts.)




Hartland CFX® Colours Range

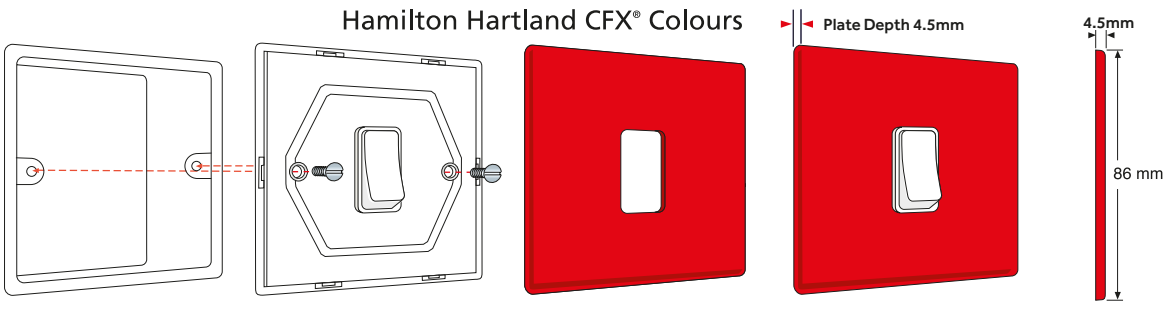
HARTLAND CFX COLOURS RANGE



Plate finishes available in this range



Hamilton Hartland CFX® Colours



Hartland CFX Colours


Rocker Switches



7WC R21 WH-W









7BC R22 BL-B



7RC R23 WH-W



7BC R24 BL-B

Plate Finish	Insert Finish / Surround Colour	 1 gang 10AX 2 Way Rocker	 2 gang 10AX 2 Way Rocker	 3 gang 10AX 2 Way Rocker	 4 gang 10AX 2 Way Rocker	 1 gang 10AX Intermediate Rocker	 1 gang 10A Triple Pole Rocker
Bright White	White/White	7WC R21 WH-W	7WC R22 WH-W	7WC R23 WH-W	7WC R24 WH-W	7WC R31 WH-W	7WC TP WH-W
Jet Black	Black/Black	7BC R21 BL-B	7BC R22 BL-B	7BC R23 BL-B	7BC R24 BL-B	7BC R31 BL-B	7BC TP BL-B
Pillar Box Red	Black/Black	7RC R21 BL-B	7RC R22 BL-B	7RC R23 BL-B	7RC R24 BL-B	7RC R31 BL-B	7RC TP BL-B
Pillar Box Red	White/White	7RC R21 WH-W	7RC R22 WH-W	7RC R23 WH-W	7RC R24 WH-W	7RC R31 WH-W	7RC TP WH-W
Nominal Size:		86.0mm x 86.0mm	86.0mm x 86.0mm	86.0mm x 86.0mm	146.0mm x 86.0mm	86.0mm x 86.0mm	86.0mm x 86.0mm
Minimum Wall Box Depth:		25mm	25mm	25mm	25mm	25mm	25mm
Technical Insert Ref:		R21	R22	R23	R24	R31	TP



7BC R212 BL-B








7RC R222 BL-B



7WC R232 WH-W



7RC R312 WH-W

Plate Finish	Insert Finish / Surround Colour	 1 gang 20AX 2 Way Rocker	 2 gang 20AX 2 Way Rocker	 3 gang 20AX 2 Way Rocker	 4 gang 20AX 2 Way Rocker	 1 gang 20AX Intermediate Rocker
Bright White	White/White	7WC R212 WH-W	7WC R222 WH-W	7WC R232 WH-W	7WC R242 WH-W	7WC R312 WH-W
Jet Black	Black/Black	7BC R212 BL-B	7BC R222 BL-B	7BC R232 BL-B	7BC R242 BL-B	7BC R312 BL-B
Pillar Box Red	Black/Black	7RC R212 BL-B	7RC R222 BL-B	7RC R232 BL-B	7RC R242 BL-B	7RC R312 BL-B
Pillar Box Red	White/White	7RC R212 WH-W	7RC R222 WH-W	7RC R232 WH-W	7RC R242 WH-W	7RC R312 WH-W
Nominal Size:		86.0mm x 86.0mm	86.0mm x 86.0mm	146.0mm x 86.0mm	146.0mm x 86.0mm	86.0mm x 86.0mm
Minimum Wall Box Depth:		25mm	25mm	25mm	25mm	25mm
Technical Insert Ref:		R212	R222	R232	R242	R312

Insert Surround Colour Key: (-B) Black, (-W) White


Hartland CFX Colours

Power Sockets

HARTLAND CFX COLOURS RANGE



7BC SS1 BL-B




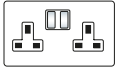


7WC SS2 WH-W



7RC US5 B



7RC SHS B

Plate Finish	Insert Finish / Surround Colour	 1 gang 13A Double Pole Switched Socket	 2 gang 13A Double Pole Switched Socket	 1 gang 5A Unswitched Socket	 Shaver Dual Voltage Unswitched Socket (Vertically Mounted)
Bright White	White/White	7WC SS1 WH-W	7WC SS2 WH-W	7WC US5 W	7WC SHS W
Jet Black	Black/Black	7BC SS1 BL-B	7BC SS2 BL-B	7BC US5 B	7BC SHS B
Pillar Box Red	Black/Black	7RC SS1 BL-B	7RC SS2 BL-B	7RC US5 B	7RC SHS B
Pillar Box Red	White/White	7RC SS1 WH-W	7RC SS2 WH-W	7RC US5 W	7RC SHS W
	Nominal Size:	86.0mm x 86.0mm	146.0mm x 86.0mm	86.0mm x 86.0mm	86.0mm x 146.0mm
	Minimum Wall Box Depth:	35mm	35mm	35mm	47mm
	Technical Insert Ref:	SS1	SS2	US5	SHS


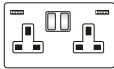
USB Power Sockets



7WC SS2USBULT WH-W



7BC SS2USBULT BL-B

Plate Finish	Insert Finish / Surround Colour	 1 gang 13A Single Pole Switched Socket with 1 USB Outlet 1x2.1A	 2 gang 13A Double Pole Switched Socket with 2 USB Outlets 2x2.4A (4.8 Total)
Bright White	White/White	7WC SS1USB WH-W	7WC SS2USBULT WH-W
Jet Black	Black/Black	7BC SS1USB BL-B	7BC SS2USBULT BL-B
Pillar Box Red	Black/Black	7RC SS1USB BL-B	7RC SS2USBULT BL-B
Pillar Box Red	White/White	7RC SS1USB WH-W	7RC SS2USBULT WH-W
	Nominal Size:	86.0mm x 86.0mm	146.0mm x 86.0mm
	Minimum Wall Box Depth:	35mm	35mm
	Technical Insert Ref:	SS1USBX1	SS2USBX2ULT

Insert Surround Colour Key: (-B) Black, (-W) White

Hartland CFX Colours


International Power Sockets




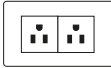

7RC 5320 W



7BC 5258 B




7WC 6126 W

Plate Finish	Insert Colour	 1 gang 15A 110V AC American Unswitched Socket	 2 gang 15A 110V AC American Unswitched Socket	 1 gang 10/16A 220/250V AC German Unswitched Socket
Bright White	White	7WC 5258 W	7WC 5320 W	7WC 6126 W
Jet Black	Black	7BC 5258 B	7BC 5320 B	7BC 6126 B
Pillar Box Red	Black	7RC 5258 B	7RC 5320 B	7RC 6126 B
Pillar Box Red	White	7RC 5258 W	7RC 5320 W	7RC 6126 W
Nominal Size:		86.0mm x 86.0mm	146.0mm x 86.0mm	86.0mm x 86.0mm
Minimum Wall Box Depth:		35mm	35mm	47mm
Technical Insert Ref:		5258	5320	6126

Key Switches




7RC K21 W

Plate Finish	Insert Colour	 1 gang 20AX 2 Way Key Switch
Bright White	White	7WC K21 W
Jet Black	Black	7BC K21 B
Pillar Box Red	Black	7RC K21 B
Pillar Box Red	White	7RC K21 W
Nominal Size:		86.0mm x 86.0mm
Minimum Wall Box Depth:		25mm
Technical Insert Ref:		K21

Hotel Card Switch with LED



7WC C11 WH-W

Plate Finish	Insert Colour	 1 gang 10A (6AX) Card Switch On/Off with Blue LED Locator
Bright White	White	7WC C11 WH-W
Jet Black	Black	7BC C11 BL-B
Pillar Box Red	Black	7RC C11 BL-B
Pillar Box Red	White	7RC C11 WH-W
Nominal Size:		86.0mm x 86.0mm
Minimum Wall Box Depth:		35mm
Technical Insert Ref:		C11

Insert Surround Colour Key: (-B) Black, (-W) White

Hartland CFX Colours

Television Coaxial Sockets


HARTLAND CFX COLOURS RANGE



78C TV B



79C TVFM W



79C TVI W



79C SATN B



1 gang
Non-Isolated
TV
1in/1out



Isolated TV/FM
Diplexer
1in/2out



1 gang
Isolated
TV
1in/1out



2 gang
Non-Isolated
TV+Satellite
2in/2out



1 gang
Non-Isolated
Satellite



1 gang
Isolated
Satellite

Plate Finish	Insert Colour	79C TV W	79C TVFM W	79C TVI W	79C TVSAT W	79C SATN W	79C SATI W
Bright White	White	79C TV W	79C TVFM W	79C TVI W	79C TVSAT W	79C SATN W	79C SATI W
Jet Black	Black	78C TV B	78C TVFM B	78C TVI B	78C TVSAT B	78C SATN B	78C SATI B
Pillar Box Red	Black	78C TV B	78C TVFM B	78C TVI B	78C TVSAT B	78C SATN B	78C SATI B
Pillar Box Red	White	78C TV W	78C TVFM W	78C TVI W	78C TVSAT W	78C SATN W	78C SATI W
Nominal Size:		86.0mm x 86.0mm	86.0mm x 86.0mm	86.0mm x 86.0mm	86.0mm x 86.0mm	86.0mm x 86.0mm	86.0mm x 86.0mm
Minimum Wall Box Depth:		25mm	25mm	25mm	35mm	35mm	35mm
Technical Insert Ref:		TV	TVFM	TVI	TVSAT	SATN	SATI

Digital Television Sockets

- Screen Non-Isolated / DAB Compatible




79C DTRID W



78C DTVF B



79C DSAT B



79C DSAT+ W



Non-Isolated
TV+FM+SAT
Triplexer
1in/3out
(DAB Compatible)



1 gang
Non-Isolated
TV (Female)
(DAB Compatible)



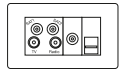
1 gang
Non-Isolated
TV (Male)
(DAB Compatible)



1 gang
Non-Isolated
Satellite
(DAB Compatible)



Non-Isolated
TV+FM+SAT1+SAT2
Quadplexer
2in/4out
(DAB Compatible)



Non-Isolated
TV+FM+SAT1+SAT2
Quadplexer
2in/4out
+TVF+TCS
(DAB Compatible)

Plate Finish	Insert Colour	79C DTRID W	78C DTVF W	79C DTRID B	78C DTVF B	79C DTRID W	78C DTVF W	79C DTRID B	78C DTVF B	79C DTRID W	78C DTVF W	79C DTRID B	78C DTVF B
Bright White	White	79C DTRID W	78C DTVF W	79C DTRID B	78C DTVF B	79C DTRID W	78C DTVF W	79C DTRID B	78C DTVF B	79C DTRID W	78C DTVF W	79C DTRID B	78C DTVF B
Jet Black	Black	78C DTRID B	78C DTVF B	78C DTRID B	78C DTVF B	78C DTRID B	78C DTVF B	78C DTRID B	78C DTVF B	78C DTRID B	78C DTVF B	78C DTRID B	78C DTVF B
Pillar Box Red	Black	78C DTRID B	78C DTVF B	78C DTRID B	78C DTVF B	78C DTRID B	78C DTVF B	78C DTRID B	78C DTVF B	78C DTRID B	78C DTVF B	78C DTRID B	78C DTVF B
Pillar Box Red	White	78C DTRID W	78C DTVF W	78C DTRID W	78C DTVF W	78C DTRID W	78C DTVF W	78C DTRID W	78C DTVF W	78C DTRID W	78C DTVF W	78C DTRID W	78C DTVF W
Nominal Size:		86.0mm x 86.0mm	86.0mm x 86.0mm	86.0mm x 86.0mm	86.0mm x 86.0mm	86.0mm x 86.0mm	86.0mm x 86.0mm	86.0mm x 86.0mm	86.0mm x 86.0mm	86.0mm x 86.0mm	86.0mm x 86.0mm	86.0mm x 86.0mm	86.0mm x 86.0mm
Minimum Wall Box Depth:		35mm	35mm	35mm	35mm	35mm	35mm	35mm	35mm	35mm	35mm	35mm	35mm
Technical Insert Ref:		DTRID	DTV F	DTRID	DTV F	DTRID	DTV F	DTRID	DTV F	DTRID	DTV F	DTRID	DTV F

Insert Surround Colour Key: (-B) Black, (-W) White

Hartland CFX Colours

Telephone and Data Outlets



7BC TCM B









7RC TCS W



7RC J12 W



7WC J45 W

Plate Finish	Insert Colour	 1 gang Telephone Master	 1 gang Telephone Slave	 1 gang RJ12 Outlet - Unshielded	 2 gang RJ12 Outlet - Unshielded	 1 gang RJ45 CAT 5E Outlet - Unshielded	 2 gang RJ45 CAT 5E Outlet - Unshielded
Bright White	White/White	7WC TCM W	7WC TCS W	7WC J12 W	7WC 2J12 W	7WC J45 W	7WC 2J45 W
Jet Black	Black/Black	7BC TCM B	7BC TCS B	7BC J12 B	7BC 2J12 B	7BC J45 B	7BC 2J45 B
Pillar Box Red	Black/Black	7RC TCM B	7RC TCS B	7RC J12 B	7RC 2J12 B	7RC J45 B	7RC 2J45 B
Pillar Box Red	White/White	7RC TCM W	7RC TCS W	7RC J12 W	7RC 2J12 W	7RC J45 W	7RC 2J45 W
Nominal Size:		86.0mm x 86.0mm	86.0mm x 86.0mm	86.0mm x 86.0mm	86.0mm x 86.0mm	86.0mm x 86.0mm	86.0mm x 86.0mm
Minimum Wall Box Depth:		25mm	25mm	35mm	35mm	35mm	35mm
Technical Insert Ref:		TCM	TCS	J12	2J12	J45	2J45

Double Pole Switches





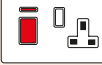
7WC DPN WH-W





7RC 45SS1 WH-W



7BC SPN BL-B

Plate Finish	Insert Colour	 1 gang 20AX Double Pole Rocker + Neon	 1 gang 45A Double Pole Rocker + Neon	 45A Double Pole Red Rocker + Neon + 13A Switched Socket
Bright White	White/White	7WC DPN WH-W	7WC 45N W	7WC 45SS1 WH-W
Jet Black	Black/Black	7BC DPN BL-B	7BC 45N B	7BC 45SS1 BL-B
Pillar Box Red	Black/Black	7RC DPN BL-B	7RC 45N B	7RC 45SS1 BL-B
Pillar Box Red	White/White	7RC DPN WH-W	7RC 45N W	7RC 45SS1 WH-W
Nominal Size:		86.0mm x 86.0mm	86.0mm x 86.0mm	146.0mm x 86.0mm
Minimum Wall Box Depth:		25mm	35mm	35mm
Technical Insert Ref:		DPN	45N	45SS1

Connection Units

Plate Finish	Insert Colour	 1 gang 13A Double Pole Fused Spur + Neon	 1 gang 13A Fuse with Red Neon Halo
Bright White	White/White	7WC SPN WH-W	7WC FN WH-R
Jet Black	Black/Black	7BC SPN BL-B	7BC FN BL-R
Pillar Box Red	Black/Black	7RC SPN BL-B	7RC FN BL-R
Pillar Box Red	White/White	7RC SPN WH-W	7RC FN WH-R
Nominal Size:		86.0mm x 86.0mm	86.0mm x 86.0mm
Minimum Wall Box Depth:		35mm	35mm
Technical Insert Ref:		SPN	FN

Insert Surround Colour Key: (-B) Black, (-W) White

Hartland CFX Colours

LED Trailing/Leading Edge Push On/Off Rotary 2 Way Switching Dimmers

HARTLAND CFX COLOURS RANGE



7WC 1XLEDITB100 WH



7BC 2XLEDITB100 BL



7RC 3XLEDITB100 BL

Plate Finish	Insert Colour	1 gang 100W LED Trailing/Leading Edge Push On/Off Rotary 2 Way Switching Dimmer	2 gang 100W LED Trailing/Leading Edge Push On/Off Rotary 2 Way Switching Dimmer	3 gang 100W LED Trailing/Leading Edge Push On/Off Rotary 2 Way Switching Dimmer	4 gang 100W LED Trailing/Leading Edge Push On/Off Rotary 2 Way Switching Dimmer
Bright White*	White/White	7WC 1XLEDITB100 WH	7WC 2XLEDITB100 WH	7WC 3XLEDITB100 WH	7WC 4XLEDITB100 WH
Jet Black	Black/Black	7BC 1XLEDITB100 BL	7BC 2XLEDITB100 BL	7BC 3XLEDITB100 BL	7BC 4XLEDITB100 BL
Pillar Box Red	Black/Black	7RC 1XLEDITB100 BL	7RC 2XLEDITB100 BL	7RC 3XLEDITB100 BL	7RC 4XLEDITB100 BL
Pillar Box Red	White/White	7RC 1XLEDITB100 WH	7RC 2XLEDITB100 WH	7RC 3XLEDITB100 WH	7RC 4XLEDITB100 WH
Nominal Size:		86.0mm x 86.0mm	86.0mm x 86.0mm	146.0mm x 86.0mm	146.0mm x 86.0mm
Minimum Wall Box Depth:		35mm	35mm	35mm	35mm
Technical Insert Ref:		1XLEDITB	2XLEDITB	3XLEDITB	4XLEDITB

LED Trailing/Leading Edge Push On/Off Rotary Multi-Way Dimmers



7RC 1X100LED WH



7BC 3X100LED BL

Plate Finish	Insert Colour	1 gang 100W LED Trailing/Leading Edge Push On/Off Rotary Multi-Way Dimmer	2 gang 100W LED Trailing/Leading Edge Push On/Off Rotary Multi-Way Dimmer	3 gang 100W LED Trailing/Leading Edge Push On/Off Rotary Multi-Way Dimmer	4 gang 100W LED Trailing/Leading Edge Push On/Off Rotary Multi-Way Dimmer
Bright White*	White/White	7WC 1X100LED WH	7WC 2X100LED WH	7WC 3X100LED WH	7WC 4X100LED WH
Jet Black	Black/Black	7BC 1X100LED BL	7BC 2X100LED BL	7BC 3X100LED BL	7BC 4X100LED BL
Pillar Box Red	Black/Black	7RC 1X100LED BL	7RC 2X100LED BL	7RC 3X100LED BL	7RC 4X100LED BL
Pillar Box Red	White/White	7RC 1X100LED WH	7RC 2X100LED WH	7RC 3X100LED WH	7RC 4X100LED WH
Nominal Size:		86.0mm x 86.0mm	86.0mm x 86.0mm	146.0mm x 86.0mm	146.0mm x 86.0mm
Minimum Wall Box Depth:		35mm	35mm	35mm	35mm
Technical Insert Ref:		1X100LED	2X100LED	3X100LED	4X100LED

NOTE: Tungsten filament GU10 lamps must be branded and with a fused base.
 NOTE: Please refer to the Dimmer Technical Section for the max Wattage.
 NOTE: Please contact our Technical Department for compatibility.

Hartland CFX Colours

Resistive Leading Edge Push On/Off Rotary 2 Way Switching Dimmers



7RC 1X40 BL



7RC 2X40 WH



7BC 4X40 BL

Plate Finish	Insert Colour	1 gang 400W Resistive Leading Edge Push On/Off Rotary 2 Way Switching Dimmer	2 gang 400W Resistive Leading Edge Push On/Off Rotary 2 Way Switching Dimmer	3 gang 400W Resistive Leading Edge Push On/Off Rotary 2 Way Switching Dimmer	4 gang 400W Resistive Leading Edge Push On/Off Rotary 2 Way Switching Dimmer
Bright White	White	7WC 1X40 WH	7WC 2X40 WH	7WC 3X40 WH	7WC 4X40 WH
Jet Black	Black	7BC 1X40 BL	7BC 2X40 BL	7BC 3X40 BL	7BC 4X40 BL
Pillar Box Red	Black	7RC 1X40 BL	7RC 2X40 BL	7RC 3X40 BL	7RC 4X40 BL
Pillar Box Red	White	7RC 1X40 WH	7RC 2X40 WH	7RC 3X40 WH	7RC 4X40 WH
Nominal Size:		86.0mm x 86.0mm	86.0mm x 86.0mm	146.0mm x 86.0mm	146.0mm x 86.0mm
Minimum Wall Box Depth:		35mm	35mm	35mm	35mm
Technical Insert Ref:		1X40	2X40	3X40	4X40

Inductive Leading Edge Push On/Off Rotary 2 Way Switching Dimmers



7WC 1X2V WH



7BC 1X2V BL

Plate Finish	Insert Colour	1 gang 200VA Inductive Leading Edge Push On/Off Rotary 2 Way Switching Dimmer
Bright White	White	7WC 1X2V WH
Jet Black	Black	7BC 1X2V BL
Pillar Box Red	Black	7RC 1X2V BL
Pillar Box Red	White	7RC 1X2V WH
Nominal Size:		86.0mm x 86.0mm
Minimum Wall Box Depth:		35mm
Technical Insert Ref:		1X2V

NOTE: Tungsten filament GU10 lamps must be branded and with a fused base
 NOTE: When using mains voltage halogen lamps – dimmers should be re-rated by 25%
 NOTE: When dimming LED lamps de-rate by 75% - please contact our Technical Department for compatibility.
 NOTE: Please refer to the Dimmer Technical Section for the max wattage


Hartland CFX Colours

Resistive/Inductive Trailing Edge Push On/Off Rotary Multi-Way Dimmers

HARTLAND CFX COLOURS RANGE



7RC 1XTE BL



7RC 3XTE WH

Plate Finish	Insert Colour	1 gang 250W/210VA Resistive/Inductive Trailing Edge Push On/Off Rotary Multi-Way Dimmer	2 gang 250W/210VA Resistive/Inductive Trailing Edge Push On/Off Rotary Multi-Way Dimmer	3 gang 250W/210VA Resistive/Inductive Trailing Edge Push On/Off Rotary Multi-Way Dimmer	4 gang 250W/210VA Resistive/Inductive Trailing Edge Push On/Off Rotary Multi-Way Dimmer
Bright White	White/White	7WC 1XTE WH	7WC 2XTE WH	7WC 3XTE WH	7WC 4XTE WH
Jet Black	Black/Black	7BC 1XTE BL	7BC 2XTE BL	7BC 3XTE BL	7BC 4XTE BL
Pillar Box Red	Black/Black	7RC 1XTE BL	7RC 2XTE BL	7RC 3XTE BL	7RC 4XTE BL
Pillar Box Red	White/White	7RC 1XTE WH	7RC 2XTE WH	7RC 3XTE WH	7RC 4XTE WH
Nominal Size:		86.0mm x 86.0mm	86.0mm x 86.0mm	146.0mm x 86.0mm	146.0mm x 86.0mm
Minimum Wall Box Depth:		35mm	35mm	35mm	35mm
Technical Insert Ref:		1XTE	2XTE	3XTE	4XTE

Blank Plates



7WC BPS









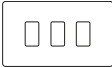

7BC BPD

Plate Finish	Single Blank Plate	Double Blank Plate
Bright White	7WC BPS	7WC BPD
Jet Black	7BC BPS	7BC BPD
Pillar Box Red	7RC BPS	7RC BPD
Nominal Size:	86.0mm x 86.0mm	146.0mm x 86.0mm
Minimum Wall Box Depth:	Any Box	Any Box
Technical Insert Ref:	BPS	BPD

NOTE: Tungsten filament GU10 lamps must be branded and with a fused base
 NOTE: When using mains voltage halogen lamps – dimmers should be re-rated by 25%
 NOTE: When dimming LED lamps de-rate by 75% - please contact our Technical Department for compatibility.
 NOTE: Please refer to the Dimmer Technical Section for the max wattage





Hartland CFX Colours

GRID-IT Grid Fix Plates complete with Fixing Grid

				
	7RC 1GP	7WC 2GP	7RC 3GP	7WC 4GP
				
Plate Finish	1 gang Grid Fix Aperture Plate with Grid	2 gang Grid Fix Aperture Plate with Grid	3 gang Grid Fix Aperture Plate with Grid	4 gang Grid Fix Aperture Plate with Grid
Bright White	7WC 1GP	7WC 2GP	7WC 3GP	7WC 4GP
Jet Black	7BC 1GP	7BC 2GP	7BC 3GP	7BC 4GP
Pillar Box Red	7RC 1GP	7RC 2GP	7RC 3GP	7RC 4GP
Nominal Size:	86.0mm x 86.0mm	86.0mm x 86.0mm	146.0mm x 86.0mm	146.0mm x 86.0mm
Minimum Wall Box Depth:	As Per Insert	As Per Inserts	As Per Inserts	As Per Inserts
Technical Insert Ref:	1GP	2GP	3GP	4GP

Note: Minimum Wall Box depth is dependant on the Grid Fix insert fitted, please see the GRID-IT section for the complete range of inserts.

EuroFix Plates complete with Fixing Grid

		
	7WC EURO2	7RC EURO4
		
Plate Finish	2 Module EuroFix 50x50mm Apertured Plate with Grid	4 Module EuroFix 100x50mm Aperture Plate with Grid
Bright White	7WC EURO2	7WC EURO4
Jet Black	7BC EURO2	7BC EURO4
Pillar Box Red	7RC EURO2	7RC EURO4
Nominal Size:	86.0mm x 86.0mm	146.0mm x 86.0mm
Aperture:	50 x 50mm	50 x 50mm
Technical Insert Ref:	EURO2	EURO4

Note: Minimum Wall Box depth is dependant on the EuroFix insert fitted, please see the EuroFix section for our complete range of inserts.