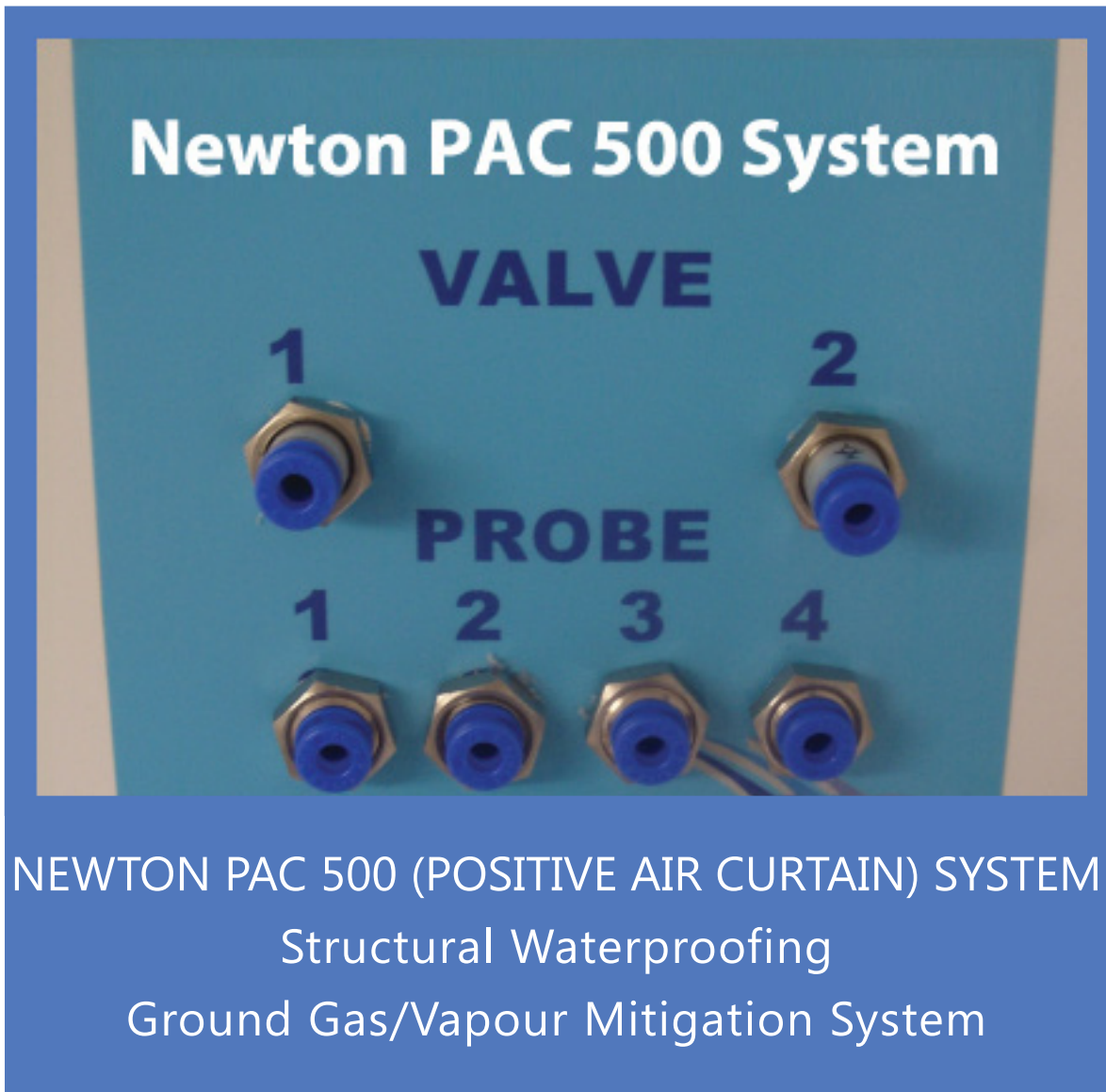


Rev 2.2 - 26 January 2015



NEWTON PAC 500 (POSITIVE AIR CURTAIN) SYSTEM
Structural Waterproofing
Ground Gas/Vapour Mitigation System

CONTENTS OF REPORT

Page	
3	Newton PAC-500 System – Overview
4	PAC System Components
6	PAC Design Principles
7	PAC System “How it works”
8	Who installs the PAC System?
10	Diagnosis and Specification of the Positive Air Curtain
11	UK Independent Testing of Membrane
12	European Independent Testing of Membrane
13	Guarantees and Warranties
13	Testimonials
14	Appendix and Case Studies

NEWTON PAC 500 (POSITIVE AIR CURTAIN) SYSTEM

Ground Gas/Vapour Mitigation System

NEWTON PAC-500 SYSTEM - OVERVIEW

What Is The Newton PAC-500 System?

The Newton PAC-500 System is a combined 'Type C' (BS8102:2009) Cavity Drain Waterproofing and Ground Gas mitigation system, developed by John Newton and Company Ltd and Prestige Air Ltd. The addition of the PAC Pressure Air Curtain to the System 500 waterproofing provides protection against water, gasses and vapours from the ground within a single internally applied system.

This system provides a basement waterproofing across all environmental grades (grade 1-3) in accordance with BS8102:2009, as well a ground gas mitigation system that is integrity tested with tracer gas to confirm viability.

How Does It Work?

Newton PAC-500 System consists of an 8mm virgin HDPE void former/in-line studded (cuspated) membrane applied internally to the floor and walls of the retained structure. A drainage conduit, Newton Basedrain, is installed in-front of the wall membrane and below the floor membrane at the floor wall junction. A specially designed sump system, the Titan-Pro White, is installed within the floor and receives two connections via sealed manifolds from the Basedrain System. All joints in the membrane and between membranes and the drainage and sump are double sealed with butyl tapes.

A conduit is installed behind the wall membrane at the top of the wall and again the membrane is double sealed to the conduit. A very low pressure, yet high volume fan introduces air behind the sealed membrane and pressurises the whole system. An outlet pipe from the sump allows the pressured air to be removed to above external ground level.

The continual flow of low pressure air ensures that all ground gasses or vapours meet a pressure air barrier as it attempts to enter the retained space. If gasses or vapours are quickly expelled by the continual air movement produced by the system.

Water entering the sump from the drainage channels is moved out of the structure with conventional pumps.

The membrane system is then protected by a screed to the floor and a wall lining system to the walls to provide the habitable space required.

The PAC system has been installed successfully in both new build and refurbishment projects.



Newton PAC-500 System installed to a house in Derbyshire with very high levels of Radon gas



Full testing of Newton PAC-500 System - remarkable results, Radon levels down from 5000 bqm to 100 bqm

NEWTON PAC 500 (POSITIVE AIR CURTAIN) SYSTEM

Ground Gas/Vapour Mitigation System

NEWTON PAC-500 SYSTEM COMPONENTS

Newton 508 Waterproof Membrane

Newton 508 is a void former/cavity drain membrane with an 8mm cusped core of 0.6mm thick virgin HDPE. 508 has a water vapour permeability of 0.046g/m²/hr/mmHG. The material is supplied in rolls of 2m x 20m or 2.4m x 20m. The material is BBA certified.

Newton NuSeal Plug

NuSeal plugs are glass nylon/polypropylene with a hollow core designed to accept size 12, self-tapping screws for fixing of battens, lining system brackets or wall ties.

The NuSeal plugs are sealed with a small washer of WaterSeal Rope wrapped around the plug head to achieve a waterproof/vapour proof seal.

Newton WaterSeal Rope


WaterSeal Rope is a 10mm diameter butyl jointing bead. 4.75m length.

Newton WaterSeal Tape

WaterSeal tape is 30mm wide 2mm thick double sided butyl jointing tape. 22 linear metres per roll.

Newton OverTape

Newton OverTape is 150mm wide 2mm thick single sided butyl jointing tape. 22 linear metres per roll.



Newton 508 Membrane



Newton NuSeal plugs with Newton Rope



Newton WaterSeal Rope



Newton WaterSeal Tape



Newton OverTape

NEWTON PAC 500 (POSITIVE AIR CURTAIN) SYSTEM

Ground Gas/Vapour Mitigation System

NEWTON PAC-500 SYSTEM COMPONENTS - Continued

Newton Basedrain

Newton Basedrain is a 84mm x 50mm deep pvc channel incorporating 20mm holes located on the angled back plane of the conduit. The Basedrain system includes corners, inspection ports and adaption to 63mm pipe for connection to the Titan-Pro White sump.

Sump Pump - Titan-Pro White

Titan Pro White is a complete pump system with double seal man hole cover lid designed for use with Newton 500-PAC System.

Prestige Air 100mm P.D.U Pressure Delivery Unit

Low pressure, high volume, air delivery unit. The external casing is manufactured from easy to clean flame retardant VO rated ABS polymer and thermally insulated pre-coated mild steel. It includes a washable flame retardant filter to G3 grade (with a 1-2 year typical maintenance period). Filter is accessed via an easily removable front cover.


The unit incorporates an injection moulded radial bladed centrifugal impeller. The impeller is driven by a high efficiency, reversible brushless D.C. motor fitted with sealed, self lubricating bearings and locked rotor protection.

The P.D.U. is very energy efficient with a maximum power consumption of 0.45 watts per L/s of airflow and is highly adaptable for ease of installation allowing circular or rectangular duct connection and for air entry from the side or rear of the PAC conduit at high or low level.

The unit has 3 volume control settings.

PAC Air Input Manifold

The Air Input Manifold is a 100mm high x 50mm deep duct. It delivers a continuous ring of pressurised air received from the P.D.U. to the system. A trained technician drills holes of varying sizes and centres into the duct to ensure that the pressurised air is introduced at even pressure to the Newton 508 wall membrane.



Newton Basedrain



View of 2 x NP400 pumps in a Titan-Pro White Sump chamber



Pressure Delivery Unit dims
485mm x 320mm x 160mm



Air inlet manifold installed and shown being integrity tested

NEWTON PAC DESIGN PRINCIPLES

Structural Waterproofing Requirements

When waterproofing a basement in accordance with BS8102:2009 The Code of Practice for Protection of Below Ground Structures from Water from the Ground, the person responsible for the waterproofing design needs to ensure that the structure is correctly designed to comply with BS8102 in regard to the structure itself and that the method of waterproofing is suitable for both the method of construction and the intended use of the space.

Waterproofing systems are defined within BS8102 as being: Type A, a pressure resistant barrier; Type B integral protection or Type C, drained cavity protection. The correct system, or combination of systems, should be identified by the designer to gain the degree of watertightness required. Since the rewrite of BS8102, effective November 2009, in areas which are considered a high risk of water penetration is likely, the deployment of two of the above systems are recommended. In addition designers are now asked to take into consideration that:

'A risk assessment should be carried out which considers the long term water pressures, the effects of surface water infiltration... the risk assessment should also include... radon... and other ground gases and contaminants'.

With the above in mind, waterproofing designers need to install a system which can deal with all aspects of basement waterproofing but also design a system which can deal with potential ground gas contamination within new build and refurbishment basement projects. From a waterproofing perspective it is vital for the designer to take into consideration not only the type of waterproofing they are using to gain the environmental grade required, they must consider:

- i. The consequences of leaks
- ii. The consequences of less than adequate workmanship
- iii. The form and feasibility of remedial works. The system needs to be easily accessible and repairable.

Type A pressure resistant systems need to be 100% defect free to work effectively and if problems arise they are very difficult to identify and repair.

The internal Type C cavity drain membrane conforms to all the above design principles. No other waterproofing system enables it to be as easy to identify and repair a defect.

With the consideration of ground gases contamination to deal with as well as the risk of water ingress into a basement, the Newton PAC-500 System has been developed, tested and proven to work. There has been in the past the cavity drain membrane utilised as an effective gas barrier within structures. When it comes to using a combined gas and waterproofing system the ability to test the sealing of the products is vital and as such the PAC patented gas integrity test takes into consideration the feasibility of remedial works and fulfils all grades of waterproofing in the construction industry.

NEWTON PAC-500 SYSTEM - BENEFITS

The Newton PAC-500 System gives complete control to both the entry of water and hazardous ground gases, such as methane, carbon dioxide, Radon, VOCs and vapours etc. Many of the other commercially available systems provide just a 'gas barrier' with no real understanding of the range of risks and the standard or workmanship for the barrier to work 100% of the time. There is also a misunderstanding that the only gas is radon and these barriers are in many cases not suitable for the full range of ground gasses and vapours.

Other systems are available that follow BRE guidelines for the radon aspect by incorporating a means of extraction of radon gas from a sump. Some of these have been aligned to cavity drainage systems similar to Newton System 500. Unfortunately, these systems employ the fan to 'suck' out the air/radon from the sump which creates two very real problems:

- a) Sucking air out from the system creates negative air pressure which actively helps to bring radon gas up from the ground, into the sump and the structure.
- b) Because these fans remove low air volume, the vent pipe has to be extended upwards to above eaves height and the fan is positioned externally within the rise of the vent pipe, This makes the installation unsightly and it is often costly to extend a pipe to such a height with the current 'working at height' health and safety requirements.

The Newton PAC-500 System provides a positive air blanket that actively 'pushes' outwards, preventing gas from entering the structure. The large volume of low pressure air allows for the vent to be terminated at just above external ground level, and of course, the fan is also not in view.

Newton are the only supplier of Type C cavity drain waterproofing system to have had the membrane and the components tested by third parties. Nearly all 'radon barriers' are deemed so by the supplier purely on the physical properties of the membrane. Newton have even had the sealing tapes and ropes independently tested also.

The system is installed by trained and accredited Newton Specialist Basement Contractors. Once installed, the full system is checked using an integrity test, patented by Prestige Air, to identify the exact location of defects allowing the installing contractor to make repairs to even the smallest leaks in the system. Not until every single leak is found and repaired is the system signed off by Prestige Air Ltd.

The PAC system controls the air pressure using a divider control valve ensuring that the air enters firstly the manifold and then behind the membrane at an equal pressure and flow rate at all points of the length of the manifold duct, ensuring a constant air pressure throughout the whole system, all the way to the exit vent. It is assumed that a percentage of air loss will occur laterally through the walls into the ground, this pushes migrating gases away from the structure and also creates a positive air blanket as a pressure barrier against for gas ingress

The air input divider control valve is also designed to deliver clean air into the basement area for ventilation purposes. Even at the maximum delivery rate of this clean air supply, there will always be a suitable and designed rate of air supplied to the manifold and behind the membrane to maintain the efficacy of the Positive Air Curtain.

Prior to making the Newton PAC-500 system active by the fitting of the fan, the basement zone can be tested for the presence of gas ingress, if this shows no gas present - this can include post installation testing of the area to establish the potential risk allowing the system to remain as a stage one installation, without the PDU being fitted. The system can be upgraded at any time by the fitting of PDU with minimal disruption.

The Newton PAC-500 system is designed as a modular system, depending upon the size of the basement. The PDU fan is whisper quiet and housed within an attractive enclosure. As a variation the PDU can be installed in a services room or externally to suit the customer's requirement. The Newton PAC-500 system can be fitted with a variety of monitoring functions to suit the customer's requirements. Installed as a retrofit system, or for a new build project the Newton PAC-500 system can be designed for all scenarios and client preferences.

Each modular system includes the installation of two probe/samplers behind the void membrane, this enables sampling to take place post installation prior to activating the fan allowing for concentrations of gas levels to be monitored to establish both the gas reduction achieved and establish the optimum pressure for the best level of gas control.

NEWTON PAC 500 (POSITIVE AIR CURTAIN) SYSTEM

Ground Gas/Vapour Mitigation System

WHO INSTALLS THE NEWTON PAC-500 SYSTEM?

John Newton and Company have an nationwide network of Newton Specialist Basement Contractors who are skilled and trained to design, install and guarantee the Newton System 500 cavity drain system. The NSBC network can offer full PI on design and installation and will be fully responsible in all aspects of the structural waterproofing components of the PAC System.

Working in partnership UK wide will be our patent partners in the PAC system, Prestige Air Ltd. Prestige Air will provide all design and installation elements for the gas mitigation side of the combined system. Once the ground gas system elements of the project have been installed, the testing process will then be initiated.

The test is carried out on the membrane immediately after its installation and prior to it being covered up by the internal finishes. The area below the membrane is temporarily pressurised with a mixture of clean air and a specialist tracer gas which seeks out and identifies any leaks within the membrane. The tracer gas used is both non-toxic and inert and has been selected for its extreme sensitivity to detection. Specialist equipment sensitive to the tracer gas is used to trace all leaks within the installation with particular attention being paid to the critical points and junctions formed between the membrane material and other structural elements, prior to conducting a detailed sweep of the complete area. The process is ongoing with the leaks being traced, sealed and re-tested before the membrane is passed and the Certificate issued.

The degree of gas protection designed into each individual project will be the responsibility of Prestige Air and this will be based on industry standards and guidelines, in particular CIRIA C659 The Ground Gas Assessment Process Table. Please see below how the specification of Newton PAC by Prestige Air Ltd for Gas/Vapour protection relates to the current standards.

Each modular system includes the installation of two probe/samplers behind the void membrane, this enables sampling to take place post installation prior to activating the fan, concentrations of gas levels can then be monitored to establish both the gas reduction achieved and establish the optimum pressure for the best level of gas control.



Newton Specialist Basement Contractors
work in partnership with Prestige Air Ltd to
install the Newton PAC-500 System

CIRIA C659 Ground Risk Assessment Process

Characteristic Situation (CIRIA Report 149)	Risk Classification	GSV (CH4 or CO2) (1hr) ¹	Addition factors	Typical source of generation
1	Very low risk	<0.07	Typically methane <1%v/v And /or carbon dioxide <5%v/v. Otherwise consider increase to Situation 2	Natural soils with low organic Content. "Typical" Made Ground.
2	Low risk	<0.7	Borehole flow rate not to Exceed 70l/hr Otherwise consider increase to Situation 3	Natural soil, high Peat/organic content. "Typical" Made Ground
3	Moderate risk	<3.5		Old landfill, inert waste, Mineworking flooded
4	Moderate to high risk	<15	Quantitative risk assessment required to evaluate scope of protective measures	Mineworking susceptible To flooding, completed Landfill (WMP 26B criteria)
5	High risk	<70		Mineworking unflooded Inactive with shallow Workings near surface.

Notes:

- Gas screening value: litres of gas/hour is calculated by multiplying the gas concentration (%) by the measured borehole flow rate (l/hr);
- Site Characterisation should be based on gas monitoring of concentrations and borehole flow rates for the minimum periods as defined within CIRIA Report 659.
- Source of gas and generation potential/performance must be identified;
- Soil gas investigation to be in accordance with guidance contained with CIRIA Report 659;
- If there is no detectable flow, use the limit of detection of the instrument.

DIAGNOSIS AND SPECIFICATION OF NEWTON PAC-500 SYSTEM

When specifying the different levels of protection required by the CIRIA guidance document, Prestige Air are able to use the modular qualities of the PAC system to provide a tailor made ground gas mitigation system which gives the ability to upgrade the system should it be required in the future.

Please see below the protection levels requirement with the appropriate PAC installation solution noted.

Methane and Carbon Dioxide

Characteristic Situation	Number of levels of protection	Solution
1	None	No special precautions a. Tested voidformer optional.
2	1 to 2	Newton PAC 500 Stage 1 or Stage 2 a. Tested voidformer / Redundant manifold b. Active manifold
3 Amber 1 (New build)	2	Newton PAC 500 Stage 2 a. Tested voidformer b. Active manifold
4 Amber 2 (New build)	3	Newton PAC 500 Stage 2 a. Tested voidformer b. Active manifold c. Monitoring system
5	4	Newton PAC 500 Stage 2 a. Tested voidformer b. Active manifold c. Monitoring system d. Uninterrupted power supply, multiple units min. 2no.
Notes:		
1.	With Characteristic Situation no. 1 where no special precautions are required a tested voidformer can still be considered	
2.	With Characteristic Situation no. 2 the decision on whether to deploy Stage 1 or Stage 2 is dependent upon the use of the finished structure i.e. a warehouse may be Stage 1 and a school Stage 2. The redundant manifold in Stage 1 allows for the future use of the building to change	

Radon

New Build	Existing Structures	Protection Level
Radon map shows no protection required	Measured Radon levels Commercial <400Bq/m ³ Domestic <200Bq/m ³	None
Radon map shows basic protection required		Newton PAC 500 Stage 1 Tested voidformer/manifold
Radon map shows full protection required	Measured Radon levels Commercial >400Bq/m ³ Domestic >200Bq/m ³	Newton PAC 500 Stage 2 Tested voidformer/ activated manifold
Notes:		
1.	With radon protection a different approach is taken as it is considered that the risk posed by the ground gas cannot be properly assessed until the structure and protection measures are in place. For this reason, Stage 1 always includes a manifold.	
2.	With Radon protection a tested voidformer is still an option where there is no identified risk	

UK INDEPENDENT TESTING OF MEMBRANE

The Appendix of this report outlines the full data testing that has been carried out on the Newton 500/508 membrane and ancillary components from a number of independent testing houses.

BBA Certification – Newton Membrane Systems

The Newton 508 membrane has full BBA certification in its own right as a stand-alone structural waterproofing system and is approved by NHBC and Heritage bodies for use in new build and refurbishment properties on a domestic and commercial platform. Internal tests were carried out by the BBA table 18.1 and external testing certificates and results were examined and verified table 18.2 in relation to:

18.1 – BBA tests for:

- resistance of the sealed membranes' joints to water penetration
- resistance to loading and impact
- water vapour permeability
- weight per unit area
- thickness
- resistance to nail tear
- resistance to long-term loading.

18.2 - Independent test reports were examined relating to:

- thickness
- tensile strength
- elongation at break
- resistance to compression
- water vapour resistance
- resistance to alkali
- resistance to UV radiation
- radon permeability and transmission.

EUROPEAN INDEPENDENT RADON TESTING AND CERTIFICATION

Newton 508 membrane (previously Newton 500) and the joints have been independently tested by the two most recognised testing houses in Europe for Radon Permeability and Transmission

1. SP Laboratories of Sweden - 2007
(please see appendix for report)

2. University of Prague – 2008
(please see appendix for report).

The 508 membrane itself performed extremely well in both independent tests and it has been utilised in its own right for Radon protection of structures throughout the UK.

The Newton PAC-500 System gives a measurable and guaranteed solution which can be tested and certified by Prestige Air in relation to the workmanship of installation which is unique with a cavity drain membrane used for ground gas mitigation systems.

THIRD PARTY ACCREDITATION AND TESTING (CONTINUED)

In addition to Radon Permeability and Transmission testing Newton 508 cavity drain membrane has also been tested by the UK Testing House, VINCI Construction UK Ltd Technology Centre for the following gas/vapour criteria.

Test 1. – Determination of High Density Hydrocarbon (Engine Oil) Vapour Transmission rate through Newton 508

Date of Test – August 2011

Report Attached in Appendix.

Test 2. - Determination of Low Density Hydrocarbon (Petrol) Vapour Transmission rate through Newton 508.

Date of Test – August 2011

Report Attached in Appendix

Test 3. - Determination of Methane Permeability of the Newton 508 Membrane

Date of Test – August 2011

Report Attached in Appendix

Test 4. – Determination of Sensitivity to Changes in Appearance of Newton 508 Membrane produced by contact with liquid hydrocarbons

Date of Test - August 2011

Report Attached in Appendix

NEWTON PAC-500 SYSTEM GUARANTEES AND WARRANTY

The Guarantee and Warranties provided for the Newton PAC-500 System are offered by all installer partners with the Newton materials having a 30 year product warranty. (Please see appendix for copies of product warranty)

The Structural Waterproofing component of the system must be installed by a Newton Specialist Basement Contractor who can take full design liability and installation guarantees for the waterproofing component of the PAC system. All NSBC contractors can offer insured backed guarantees upon request from either CGS (the construction guarantee service or GPI insurance).

Newton NP pumps, if required on the project, will need to be maintained by a Newton approved pump maintenance company. Correctly serviced Newton NP pumps have an unrivalled 5 years manufacturers warranty.

The gas mitigation element of the system is the responsibility of Prestige Air who upon testing of the installed system can offer a gas integrity test certificate. (please see appendix for copies of certificates)

TESTIMONIALS

“Drum and Monkey” Public House, Worcester – Hydrocarbon Contamination Project

“The Newton PAC-500 system employed was an ingenious clean and effective way of providing an internally applied vapour and waterproofing barrier solution. Prestige Air communicated well with the consultants at the design stages offering their advice based on years of experience, this was followed by an excellent close partnership with ourselves as the main building contractor. The system was fully commissioned upon completion and backed up with full and thorough tests that included final air monitoring, we are pleased to report that the difficult and confined project was successfully delivered to the client on time and on budget”

Garry Whittall
Contract Supervisor
Carter Construction (Gloucester)

Listed Building, Derbyshire – Treating Extremely High Radon Levels

“Having carried out a series of Radon monitoring it was established that we had levels up to 5000bqm within our basement of our home. In addition to this our basement was also damp. After failing to get levels down to acceptable levels by using a standard type retrospective sump, Prestige Air and Protectahome jointly installed the Newton PAC system for both Radon and waterproofing. We now enjoy a dry basement with levels of Radon less than 100bqm.”

Mr Read, Derbyshire

“The Newton PAC 500 System takes our proven air technology and combines it with Newton’s approved products to provide complete protection from ground gas and ground vapour”

Andy Collins
Project Director
Prestige Air Technology Ltd


PRESTIGE AIR-TECHNOLOGY LIMITED

CERTIFICATE

FOR GAS RESISTANT MEMBRANE INTEGRITY TEST

This is to certify that the membrane installed at
The Drum and Monkey Public House, Worcester
has been tested for its integrity and has been demonstrated
to represent a complete gas resistant barrier within the limits
of the test conditions.

Issuing Authority Prestige Air Technology Limited

Signed: 

Date: 10th October, 2011

Certificate No:1.....

Prestige Air-Technology Limited, Prestige House, Landews Meadow, Green Lane
Challock, Ashford, Kent. TN25 4BL

Tel: 01-233-740844 Fax: 01-233-740834

John Newton have been established as a leading specialist in damp control for many years, for over 15 years.
Prestige Air Technology have been the leading specialists in the use of positive pressurization for gas control
systems with over a thousand systems across the country and abroad the Newton PAC-500 System is the most
advanced method available today.

Newton PAC-500 is a patented system by Prestige Air Technology Ltd and J. Newton Ltd.