



SOVEREIGN

Bringing imagination into play

Outdoor Fitness

Equipment Specialists



SOVEREIGN
Bringing imagination into play

The Outdoor Gym Specialists



**Combi Pull Down Challenger & Power Push
Double Sit Up Bench**



ROSPA
Member



CONTRACTORS ASSOCIATION
Accredited Contractor
www.has.gov.uk



Schools are under increasingly more pressure to produce children with high grades but on top of that are expected to guide those children to a more healthy and active lifestyle. This seems like a daunting task but it does not need to be! The relationship between physical fitness and academic achievement has been studied in great detail and it is well established that those children who lead an active lifestyle are more likely to achieve academic success.

Sovereign

Sovereign have been designing, manufacturing and installing play equipment for Local Authorities, Schools, Colleges, Universities, Mental Health Units and Prisons since being established in 1992.

We continue to carry out top class installations of outdoor fitness equipment and provide, what we believe, is the best value for money outdoor fitness equipment available on the market today.

We differ from many other companies by installing all our equipment ourselves and do not use sub-contractors. This ensures that you are talking to the people on site that are selling you the product and that all installations are correctly installed by professional operatives who are all Register of Play Inspectors International level 2 trained and NVQ Level III Engineers taking pride in their work.

Every facility we have installed is still in use today and we pride ourselves on having a 100% RoSPA (Royal Society for the Prevention of Accidents) post installation pass rate and have been registered RoSPA members right from the start.

We provide a full 'Turn Key' package from consultation to the finished project and following on a unique 1 year free spare parts supply* plus the first 4 quarterly inspections are included to ensure that your facility stays as good as the day it was installed.

Unlike other companies we install TUV approved equipment which ensures a future proof quality product.



Double Slalom Skier

Why Sovereign?

- Established in 1992 with a wealth of experience in playground design, build, installation, maintenance and inspection
- Unrivalled 100% RoSPA post installation inspection pass rate
- Full turnkey package offered from consultation to finished facility
- No sub-contractors used for installations
- Unique 1 years free spare parts supply*
- Proven track record with references
- Inspection and maintenance packages available
- Extensive knowledge in outdoor fitness equipment having provided Inspection and maintenance contracts to major councils
- The very latest TUV approved equipment installed
- Constructionline approved
- CHAS accredited contractor
- All employees are minimum RPII (Register of Play Inspectors International) level 2 operational inspector trained and NVQ Level III Engineers
- Full ongoing support for all every facility we install

*Does not include damaged parts caused by acts of vandalism or extreme weather conditions.



Sky Stepper



Quality by design

- By using 3mm steel wall section tubing as a starting point ensures that our equipment is one of the strongest available on the market
- All tubing is robot welded guaranteeing repeated strength and quality
- A 3 point paint process that includes:
 1. Zinc galvanising inside and out
 2. Zinc passive dip coating
 3. High quality powder coat finish giving an effective corrosion protection cover
- Paint is tested for corrosion in a salt spray cabinet for 3000 hours.
- All plastic/rubber parts have been tested for UV, temperature and climate conditions
- All equipment has been tested to the highest standards and put through the most rigorous and gruelling examinations in a purpose built testing facility that far exceeds normal operating limits
- We continue to improve and alter designs to keep pace with customer's needs, prolong longevity and reduce damage caused by instances of vandalism
- Equipment conforms to the latest TUV Standards which are the basis for the new BS EN 16630 standard



Where our equipment is found

Parks, Open Spaces and Recreational Areas

Outdoor fitness equipment has recently become common in parks and recreation areas throughout the United Kingdom and Europe providing an excellent opportunity for all age groups to engage in exercise without the cost of expensive gyms and health clubs.

This is particularly useful to the elderly who are either intimidated by health clubs or cannot afford the monthly membership.

Equipment placed around a perimeter of a park makes for a challenging circuit training course.



Double Sit Up Bench

Schools and Colleges

Ideal way to tackle the growing cases of child obesity in schools by encouraging use during break times as well as structured classes during normal PE lessons.

Great for social interaction and fun to use.

Perfect way to let off steam whilst remaining non-competitive.



Double Health Walker

Prisons and Institutions

Can be used all year round.

Alternative to inside gymnasiums in confined spaces.

Rehabilitation aid.

Promoting goodwill and encouraging self-belief.

Community Benefits

A shocking report released by the National Obesity Forum recently quoted that half the UK population will be obese by 2030.

Reports like this show how we need to provide additional free resources to run alongside traditional sports and private health clubs.

Our experience of inspecting and maintaining outdoor fitness equipment has shown us how a wide range of age groups both enjoy using and gain enormous health benefits from free outdoor facilities.


An added bonus has been how different ages, nationalities and faiths have interacted whilst using the equipment encouraging racial harmony and wide ranging social interaction.

Walking has shown that it reduces heart disease in people at risk and tied together with moderate exercise where outdoor fitness equipment is supplied in a park setting can only reduce this risk.



Double Slalom Skier

Our Packages - great value and an ideal mix of products



4 Stations including:

1 - Horse Rider 2 - Arm and Pedal Bicycle 3 - Twist n Step 4 - Sky Stepper

Starter

This pack is designed to fit in small areas or could be added to when additional funds become available. Low impact and a perfect way to start fitness for all.

Can be used by up to 5 people at one time.



4 Stations including:


1 - Combi Pull Down Challenger & Power Push 2 - Double Squat Push
3 - Rower 4 - Parallel Rails

Advanced Starter

Something a bit more challenging but still economical to purchase and can be fitted in a relatively small area.

Great for building strength whilst still giving a good cardio workout.

Can be used by up to 7 people at one time



4 Stations including:

1 - Health Walker 2 - Double Slalom Skier 3 - Arm and Pedal Bicycle 4 - Double Pull-Up

Advanced Starter 2

An alternative to the first Advanced Starter Pack promoting upper and lower body strength.

Still economical to purchase and can be fitted in a relatively small area.

Can be used by up to 6 people at one time



Prisons/Institutions

A robust selection of equipment that can stand the rigors of everyday hard workouts.

Minimum amount of moving parts that cannot be easily removed.


Promoting a healthy and positive attitude amongst inmates/patients.

Can be used by up to 11 people at one time.

6 Stations including:

1 - Double Pull-Up 2 - Double Pull Down Challenger 3 - Double Power Push 4 - Double Sit-Up Bench
5 - Parallel Rails 6 - Leg Raise





Strength Builder

This package caters for the amateur and professional alike. Specifically tailored for strength exercises to target the upper and lower body.

Exercises can be started at a gentle rate progressing to a full muscle building routine.

Can be used by up to 14 people at one time

7 Stations including:

- 1 - Double Pull-Up 2 - Double Pull Down Challenger 3 - Double Power Push 4 - Double Sit-Up Bench
5 - Double Squat Push 6 - Double Strength Challenger 7 - Parallel Rails



Community

This package caters to all age groups and abilities combining cardio and strength workouts.

Encouraging positive social interaction between ages, sexes and religious faiths. A great way to make new friends and stay healthy at the same time.

Helping to promote family fitness by getting families to exercise together.

Can be used by up to 14 people at one time

8 Stations including:

- 1 - Double Slalom Skier 2 - Double Health Walker 3 - Double Rower 4 - Double Squat Push
5 - Arm and Pedal Bicycle 6 - Combi Pull Down Challenger & Power Push 7 - Twist n' Step 8 - Sky Stepper

Health Related Fitness Refers to aspects that are associated with the ability to overcome the needs of the environment or a task. This is achieved through cardiovascular and cardio-respiratory endurance – the ability of the heart, lungs and blood vessels to supply cells with enough oxygen to maintain prolonged activity or aerobic exercise; muscular strength – the ability to generate and apply force; muscular endurance – the ability to maintain a force or to repeat forceful exertion; muscular flexibility – the achievable range of motion at a joint or group of joints; and body composition – the ratio of lean body mass to adipose tissue (fat mass) in the body.



Double Slalom Skier and Double Rower

**8 Stations including:**

1 - Double Slalom Skier 2 - Double Squat Push 3 - Sky Stepper 4 - Double Health Walker
5 - Tai Chi Discs 6 - Waist Twister 7 - Bicycle 8 - Rower

Cardio

A great choice of equipment to get the heart pumping. Start off at a slow pace and gradually build up until maximum benefits are achieved.

Ideal for use throughout the community age range.

Can be used by up to 14 people at one time

**8 Stations including:**

1 - Double Health Walker 2 - Double Slalom Skier 3 - Double Squat Push 4 - Double Sit-Up Bench
5 - Combi Pull Down Challenger & Power Push 6 - Rower 7 - Parallel Rails 8 - Arm and Pedal Bicycle

Schools/Colleges/Universities

A more challenging variety of equipment that will appeal to teenagers and young adults alike. A good mix of cardio and strength workouts that will help to promote a positive health conscious attitude in future life.

Many pieces are dual use encouraging social interaction between students.

Can be used by up to 14 students at one time.

**8 Stations including:**

1 - Double Slalom Skier 2 - Double Squat Push 3 - Double Health Walker 4 - Tai Chi Discs
5 - Waist Twister 6 - Double Strength Trainer 7 - Bicycle 8 - Arm and Pedal Bicycle


Hospital/Rest homes

Can be used in conjunction with the usual physiotherapy exercises to provide a safe and fun recuperation work out.

Rest homes benefit by all the equipment being easy to use and suitable for the older age groups.

Can be used by up to 15 people at one time





All Round

It says it all in the name.

A fantastic all round package that targets all the possible areas of workouts available today.

The ultimate package that would be suitable for most environments.

All ages and abilities accounted for.

Can be used by up to 20 people at one time

12 Stations including:

1 - Double Pull-Up 2 - Double Pull Down Challenger 3 - Double Power Push 4 - Double Sit-Up Bench

5 - Double Squat Push 6 - Double Slalom Skier 7 - Parallel Rails 8 - Arm and Pedal Bicycle

9 - Sky Stepper 10 - Horse Rider 11 - Rower 12 - Double Health Walker

Can't see a package for you?

Call our team to discuss your specific requirements **Tel: 01702 291129**



Double Rower

Primary Schools

An ideal range of equipment to both stimulate play and exercise at the same time.

Low impact exercise that is non-competitive and fun to use creating a healthy attitude towards fitness for the future years.

Can be used by up to 11 students at one time.



6 Stations including:

- 1 - Children's Double Health Walker 2 - Children's Double Slalom Skier 3 - Children's Horse Rider 4 - Children's Tai Chi Discs
5 - Children's Double Sit-Up Bench 6 - Children's Double Strength Trainer 7 - Children's Arm and Pedal

Primary Schools 2

An alternative to Primary School Package focusing on balance and co-ordination.

Lots of fun easy to use equipment that will delight young minds and promote a positive attitude towards exercise as they grow up.

Can be used by up to 10 students at one time.



6 Stations including:

- 1 - Children's Double Slalom Skier 2 - Children's Balance Beams 3 - Children's Health Walker 4 - Children's Waist Twister
5 - Children's Horse Rider 6 - Children's Leg Stretch 7 - Children's Arm and Pedal

Skills related fitness refers to the precision or ease that a task can be overcome and is associated with enhancing the quality of life. Agility – the ability to change the position or direction of the body or body segments; balance – the ability to maintain and regulate equilibrium; coordination – the integration of the nervous system and muscular system to output purposeful and precise movements; power – a combination of applying a force in the shortest space of time; reaction time – the time between a stimulus being detected and performing a movement in response; and speed – the ability to propel the body or segment rapidly.



Waist Twister



Leg Stretch

Our Products

Page 12

Arm and Pedal Bicycle
Balance Beams
Bicycle
Chin-Up Bars

Page 14

Double Sit-Up Bench
Double Slalom Skier
Double Squat Push
Double Strength Challenger

Page 16

Leg Stretch
Parallel Rails
Single / Double Rower
Sky Stepper

Page 19

Children's Arm and Pedal Bike
Children's Balance Beams
Children's Double Health Walker
Children's Double Sit-Up Bench

Page 13

Combi Pull Down Challenger
& Power Push
Double Power Push
Double Pull Down Challenger
Double Pull-Up

Page 15

Double X Country Skier
Single / Double Health Walker
Horse Rider
Leg Raise

Page 17

Table Tennis Table
Tai Chi Discs
Twist n' Step
Waist Twister

Page 20

Children's Double Slalom Skier
Children's Compact Health Walker
Children's Horse Rider
Children's Leg Stretch

Page 21

Children's Sky Stepper
Children's Strength Challenger
Children's Tai Chi Discs
Children's Waist Twister

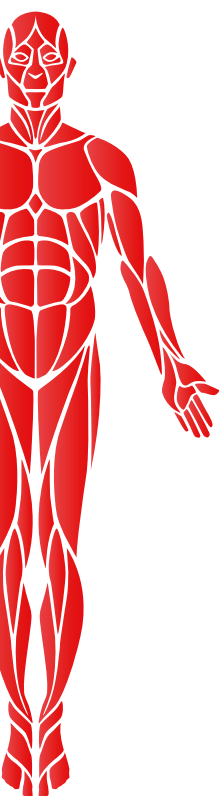
Sovereign are always
developing new and exciting
products for outdoor fitness



Double Pull Up



Combi Pull Down Challenger & Power Push



Muscle Groups

Much of our equipment is designed to provide a workout for a specific muscle group, cardiovascular improvement or balance and co-ordination.

Look for the symbols next to each product.



Upper Arms /
Shoulders



Waist /
Stomach



Chest



Upper Legs



Lower Arms



Lower Legs



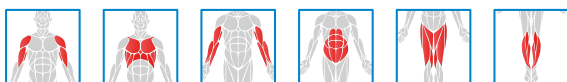


Arm and Pedal Bicycle

A good all round warm up that targets both arm and leg muscle groups.

H1450mm x W500mm x L830mm

WD-2026AH



Balance Beams

3 beams per set that can be used for balance and a variety of other exercises including sit-ups, dips.

H500mm x W110mm x L1600mm

WD-1013-H

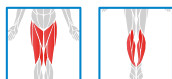


Bicycle

A traditional piece of equipment that can be used by young and old to either gently exercise and increase mobility in the legs to a vigorous cardiovascular workout when done at speed.

H1090mm x W520mm x L875mm

WD-2002-T



Chin-Up Bars

A classic piece of equipment that everyone knows and loves. Maybe challenge your friends to a competition on how many chin-ups you can do. Can be used by up to three people at the same time.

H2458mm x W114mm x L4242mm

WD-159K-T





Combi Pull Down Challenger & Power Push

The best of both worlds that can be used by two people at the same time.

H2088mm x W840mm x L2255mm

QC9982



Double Power Push

Probably one of the most recognisable pieces of equipment used in nearly every gym in the world. Targets arms, shoulders, chest and back muscle groups using your own body weight as resistance.

H1958mm x W733mm x L1957mm

WD-2022BHG

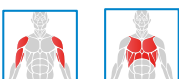


Double Pull Down Challenger

An upper body workout that can strengthen back, arms and shoulder muscle groups.

H2088mm x W805mm x L2572mm

WD-2023BHG



Double Pull-Up

A challenging exerciser for the arms and shoulder muscle groups that two people can use at the same time.

H2258mm x W745mm x L1613mm

WD-1019BHG





Double Sit-Up Bench

Great for abdominal crunches by either using as sit-ups or leg raises.

H650mm x W1366mm x L1400mm

WD-1017BHG



Double Slalom Skier

Another very popular piece of equipment that, as the name suggests, mimics the slalom skier action of right to left leg movements. Good for both balance and cardiovascular exercises.

H1234mm x W900mm x L1150mm

WD-2009BHG



Double Squat Push

Another fun sociable interaction piece of equipment when used by two people. Targeting legs muscles and hip joints.

H1590mm x W634mm x L2268mm

WD-2003BHG



Double Strength Challenger

A fun way to build up arm and shoulder muscle groups by challenging another person to a friendly competition or used singularly to gently stretch arms and shoulders.

H1584mm x W423mm x L602mm

WD-2003BHG






Double X Country Skier

As the name suggests this piece of equipment mimics the cross country skiing as performed in the Winter Olympics. A great all-rounder for warming up or cooling down.

H1625mm x W585mm x L1532mm

WD-205-T



Health Walker - Single or Double

Probably the most popular piece of equipment which is used by all ages. Great for increased mobility in the hips whilst providing a good cardiovascular workout. Can be used by two people at the same time.



H1509mm x W615mm x L1070mm

single - WD-2006AHG



H1357mm x W615mm x L2017mm

double - WD-2006BHG



Horse Rider

A great all-rounder for arms, waist and legs and providing a good cardiovascular workout.

H1325mm x W668mm x L1417mm

WD-2005AHG



Leg Raise

A testing exercise that targets abdomen and thigh muscles.

H1695mm x W769mm x L602mm

WD-157A-T



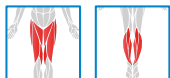


Leg Stretch

Ideal for stretching the calf and thigh muscles and increasing mobility in the hips. Suitable for different body heights.

H1435mm x W811mm x L932mm

WD-1020CHG



Parallel Rails

A rigorous workout can be had with this piece of equipment by utilising your own body weight to build muscle strength in the arms and shoulders.

H1658mm x W548mm x L1948mm

WD-1021BHG



Rower - Single or Double

A fun sociable two person workout targeting balance, strength and cardiovascular activities.



H1198mm x W805mm x L1296mm

single - WD-2013AHG

H1258mm x W805mm x L2606mm

double - WD-212-T



Sky Stepper

Helps to develop increased balance whilst providing an excellent cardiovascular warm up for the whole body.

H1864mm x W582mm x L1267mm

WD-2016AHG





Table Tennis Table

Strong, robust, easy to clean, virtually maintenance free and fun to use all year round

H760mm x W1530mm x L2760mm

WD-1006HT



Tai Chi Discs

Traditional Far Eastern workout to help increase movement in arms and shoulders by gentle coordinated movements with the hands.

H1710mm x W1150mm x L1160mm

WD-2001BHG



Twist n' Step

Another sociable piece of equipment that can be used by two people together and is two completely different exercises. A Waist Twister that helps to increase the mobility in the waist and hips and a step side that targets leg muscle groups and hip movement.

H1657mm x W622mm x L1143mm

WD-207-T



Waist Twister

The perfect social exercise equipment for three people at a time. A great starting point to gently warm up before going on to more strenuous workouts.

H1274mm x W1310mm x L1463mm

WD-2002CHG





Combi Pull Down Challenger & Power Push, Horse Rider

Children's Products

Schools Key Stage 1 & 2



Children's Arm and Pedal

A great Cardio Vascular work out machine to improve balance and co-ordination. A good all round warm up that targets both arm and leg muscle groups and can be used by younger age groups. A fun miniature version of the grown-up model giving the same benefits.

H950mm x W592mm x L874mm

WD-2026AH




Children's Balance Beams

Balance beams are great fun for children of all ages. They help to build coordination and balance. Can be used for bunny hops and sit-ups

H377mm x W114mm x L1200mm

WD-2022BH



Children's Double Health Walker

A two person version of the Children's Health Walker. A favourite with the children who can have fun co-ordinating their movements. Helps promote balance and co-ordination building leg and waist muscles.

H1177mm x W615mm x L2017mm

WD-B005-G



Children's Double Sit-Up Bench

Exactly the same as the adults giving the same benefits. Great for abdominal crunches by either using as sit-ups or leg raises. Can be used by two children at the same time.

H650mm x W1366mm x L1400mm

WD-B017





Children's Double Slalom Skier

A smaller version of the adult Slalom Skier so your children can exercise on the same equipment as their parents, grandparents or even older brothers and sisters. Imagining that they are skiing in the Winter Olympics. Promoting social interaction and friendship.

H1115mm x W700mm x L925mm

WD-B002-G



Children's Health Walker

A much loved piece of equipment for children to have fun whilst exercising in a non-competitive environment. The Children's Health Walker is ideal if space is at a premium.

H1177mm x W615mm x L2020mm

WB-B017



Children's Horse Rider

What could be more fun than pretending to ride a horse in the park or playground. Great exercise for all parts of the body. Children love the action of rising and falling like on a real horse.

H950mm x W592mm x L874mm

WD-B001-G



Children's Leg Stretch

Not as tall as the adult version to allow shorter legs to reach. Ideal for stretching the calf and thigh muscles and increasing mobility in the hips. Can be used for gentle squats when using as a hand rail.

H1135mm x W811mm x L932mm

WD-B013





Children's Sky Stepper

One of the most popular piece of children's equipment. Helps to develop increased balance whilst providing an excellent cardiovascular warm up for the whole body. Working their arms as well as legs.

H1700mm x W582mm x L1267mm

WD-B006-G



Children's Strength Challenger

Great way to keep fit and challenge friends to a test of strength. A fun way to build up arm and shoulder muscle groups by challenging another person to a friendly competition or used singularly to gently stretch arms and shoulders.

H1284mm x W602mm x L423mm

WD-B014



Children's Tai Chi Discs

Perfect for promotion of co-ordination together with a chance to use your imagination of driving or piloting a vehicle. Another great socially interactive tool promoting a healthy lifestyle for later years.

H1210mm x W1120mm x L1156mm

WD-B003-G



Children's Waist Twister

Same as the adult version only shorter. Promoting greater balance and flexibility. Fun for up to three children.

H650mm x W1070mm x L1186mm

WD-207-T





Sky Stepper

Surface Options



Deluxe Pine Play Area Bark

The highest quality smaller pine play area bark chippings provides a long lasting, ornamental finish to any high profile project.

1% white wood and no fine content ensure this product looks outstanding and lasts well.

Like the Pine Play Area Bark, this product is certified to meet the impact absorption recommendations as set out in the British Standards requirements BS EN 1177:2008.

The reduced white wood content and lack of fines, allow this product better drainage, longevity and increase its visual appearance over the standard Pine Play barks.

Benefits Include:

- Attractive and Decorative Bark
- Great Mulch / Weed suppressant
- Retains soil moisture
- Protects plant and vegetable roots
- FSC Certified Material
- BS EN 4790:1987 Fire Tested
- BS EN 1177 Play Certificate
- Doesn't stain clothes



Softwood Playgrade Chip

Our softwood play grade wood chip is attractive, clean and hard wearing. It is an excellent economical play area flooring.

The finer material has been screened out below 10mm. This increases its longevity, helps drainage and creates a better loose impact absorption surface.

The play area wood chip is creamy in colour and its uniform particles make the product natural looking and aesthetically pleasing. Therefore it is perfectly suited to trim trails and adventure paths and makes for a good alternative to play barks.

Benefits Include:

- Tested to BSEN 1177:1998 safety standard
- Fire resistance tested to BS 4790:1987
- Produced from 100% natural and environmentally friendly sources
- Clean and non staining
- Economical alternative to play grade bark
- Free draining and quick drying
- Natural untreated pine colour
- Available in bulk loose loads and in bags



Hardwood Play Chip

A great balance of appearance, durability and economy. Made from mixed sustainable hardwoods.

A good choice for a busy outdoor play area.

Hardwood play grade chip is light to chestnut brown in colour and made from 100% British hardwoods.

It is a very popular choice in busy adventure playgrounds and local authority installations due to its durability and cost; making this a great alternative to play bark.

Benefits Include:

- Tested to BSEN 1177:1998 safety standard
- Produced from 100% natural and environmentally friendly sources
- Attractive appearance
- Very hard wearing
- Clean and non staining
- Free draining and quick drying
- Brown/ nutty brown colour
- Available in bulk loose loads and in bags
- Ideal for heavily used play areas



Wet Pour (Soft rubber surface)

Wet Pour EPDM Rubber Surfacing is a two layer porous impact absorbing in-situ rubber safety surface system. Wet Pour has a continuous appearance, which is generally installed to flat areas, but can also be installed over mounded or ramped sub structures. Wet Pour safety surface can be installed in Black EPDM, a single colour EPDM or to multi-coloured designs.

Benefits Include:

- Safety: Tested to BS EN 1177
- Low-maintenance
- Durable: Tested to BS 7188 for Abrasive Wear (Unaged)
- All Weather
- Porous
- Options of many different colours with unlimited design possibilities






Grass Matting

Grass matting can be great for parks and open spaces and once the grass has grown through it can be mown over. It provides a hard wearing surface that prevents soil erosion and muddy areas. Sovereign always secure with more pegs than required to ensure the mats stay in place.

Benefits Include:

- Our grass matting is slip and fall resistant (BS 7188).
- Safety: Tested to BS EN 1177
- Low-maintenance
- Durable: Tested to BS 7188 Slip and fall resistance
- Grass will grow through and can be mown.
- All Weather
- Porous



Rubber Mulch

Our Mulchbond is a durable and environmentally friendly safety surface containing 90% recycled rubber that enhances the green credentials and the reduces the carbon footprint of any project.

The resin bonded rubber bark requires minimal groundwork preparation and can be installed directly onto grass or existing hard standing surfaces such as tarmac. It also provides the ideal solution to tricky tree roots where excavation is a problem.

Our play area rubber mulch is fully porous and maintenance free, no costly topping up of material or regular raking required!

The coating process not only colours the rubber but also primes the rubber bark chippings such that when the materials are mixed and laid with the final binder on site, significantly higher tensile strength and durability can be achieved. Also as the density of the rubber is around 15% lower than most virgin products the spread rates are better and less kilograms per square metre are required further reducing costs on most projects.

We have a range of colours and blends available in our rubber mulch flooring product.



Asphalt (Tarmacadam)

Extremely hard wearing and durable tarmacadam provides an ideal surface for heavy footfall areas. Easy to clean and maintain. Sovereign can either provide a new pad or install equipment on to an exist area.

Benefits Include:

- Attractive appearance
- Hard Wearing
- Easy to clean
- Free Draining and quick drying
- All Weather
- Virtually Maintenance Free



Cushion Fall Rubber Chip

Available in six vibrant colours, this fit for purpose product is easy to handle and install, giving you more time to spend enjoying your gym and less time maintaining it.

Our rubber chippings have been tested and certified in accordance with the strict requirements of BS EN 1177: 2008 Impact Absorbing Playground Surfacing - Safety requirements and test methods.

With an average particle size of 12 to 24mm these dust free rubber play bark chippings are produced from wire free recycled tyres, making them a safe, attractive, long lasting and environmentally friendly product.

Benefits Include:

- Unique abrasion resistant coating
- 7 vibrant colours to choose from (Plum, Green, Black, Blue, Brown and Red)
- Will not rot or blow away
- High impact absorbency
- Dries quickly after rain
- Long lasting, fade-resistant colour
- Cleaner than traditional tree bark
- Doesn't deteriorate, splinter or decompose
- Made from 100% recycled environmentally friendly sources
- Made from 100% wire free recycled tyres

Quality by design

- Manufactured under ISO 9001 Quality and Management Standards together with ISO14001 Environmental Adherence.
- By using 3mm steel wall section tubing as a starting point ensures that our equipment is one of the strongest available on the market.
- All tubing is robot welded guaranteeing repeated strength and quality
- A 3 point paint process that includes:
 1. Zinc galvanising inside and out
 2. Zinc passive dip coating
 3. High quality powder coat finish giving an effective corrosion protection cover.
- Paint is tested for corrosion in a salt spray cabinet for 3000 hours.



Testing Area



Corrosion Testing

- All plastic/rubber parts have been tested for UV, temperature and climate conditions.
- All equipment has been tested to the highest standards and put through the most rigorous and gruelling examinations in a purpose built testing facility that far exceeds normal operating limits.
- We continue to improve and alter designs to keep pace with customer's needs, prolong longevity and reduce damage caused by instances of vandalism. Sovereign reserves the right to make design changes to improve equipment and as such some designs may look different to images shown.
- Equipment conforms to the latest TUV Standards which are the basis for the new BS EN 16630 standard
- Sovereign offer a 10 year structural guarantee with a 5 year guarantee on paint. Moving parts such as bearings have a 2 year guarantee. Plastic parts are covered for 1 year and replaced free of charge if not damaged by vandalism.



Quality Controls



Manufacturing

All equipment is manufactured under ISO9001 for quality standards and management together with ISO14001 Environmental controls. Taking place under strict controls, highly skilled workman use jigs and fixtures to ensure a constant adherence to quality standards.

Design changes

Sovereign reserve the right to change designs from time to time to fit with our ethos of continuous improvement so that some designs shown in our brochure and website might not match exactly the actual item installed or delivered however all efforts will be made to inform the customer should this occur.



Testing

Sovereign are continually striving to improve our products and to this end ensure that current and new designs are fully tested under laboratory conditions.

Our equipment is subjected to the most rigorous testing procedures that include testing to destruction on welds and moving parts, load testing, repetitive actions, hardness testing on metal parts, excessive hot and cold environments, UV exposure and salt water spray booths.

All the tests ensure that our product is more the up to the task for our weather conditions and heavy use by the general public.

Pre Delivery Inspection

A final pre delivery inspection is carried out on each piece that is sent out to ensure compliance to customer's order.

The Outdoor Gym Specialists



SOVEREIGN
Bringing imagination into play

Tel: +44 (0)1702 291129

Email: info@sovereignplay.com

Web: www.sovereignplayequipment.co.uk

Other Products from



Fitness Trails



Adventure Towers



Activity Surfacing



Sport Courts



ROSPA
Member

