



3+



36



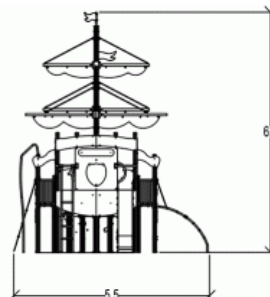
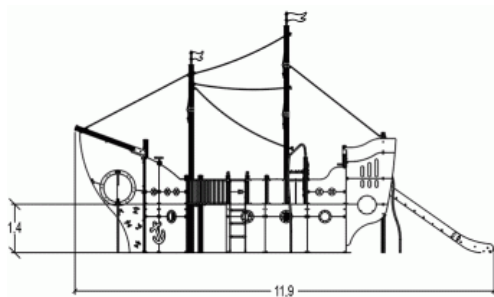
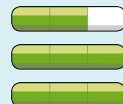
2,1m



1 = 11,9m 2 = 5,52m 3 = 6,79m



Motor disabilities
 Sensorial disabilities
 Learning disabilities



Play value : 8

role play



x1

sliding



x1

meeting



x1

handling



x1

visual stimulation

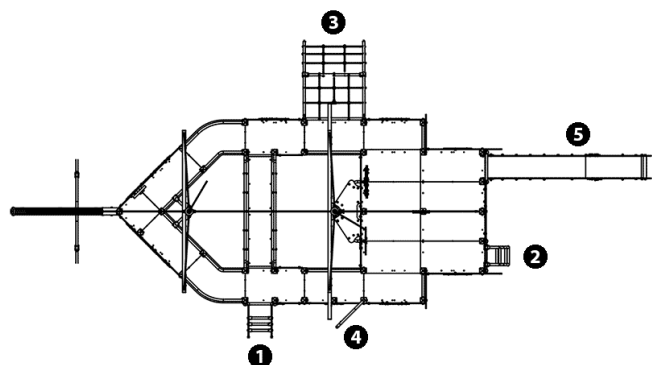


x1

climbing



x3

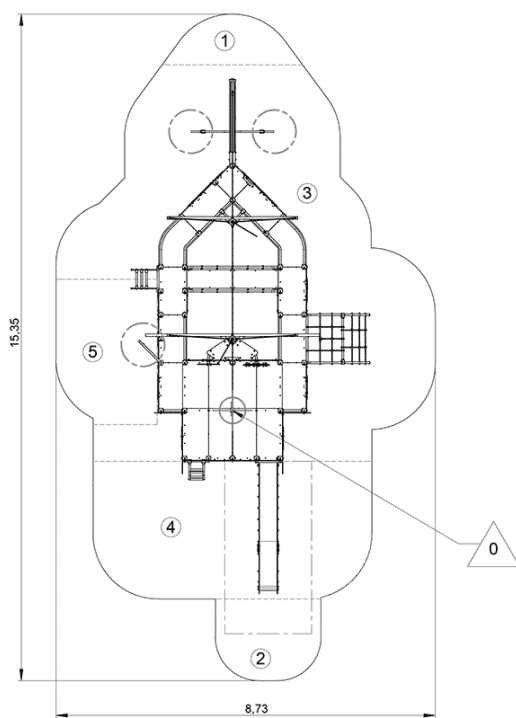




- ❶ Rope ladder H: 1.37m
- ❷ Curved ladder
- ❸ Incline net H: 1.37m
- ❹ Fireman's pole H: 1.37m
- ❺ Slide

Installation of equipment

Impact area =

— Impact area
 - - - Free space



		
1	0,6m	2,5m ²
2	1m	4m ²
3	1,37m	54,5m ²
4	1,77m	19,5m ²
5	2,1m	7,5m ²



3



30h00



1.7m³



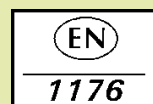
88m²



2213kg



40kg



0000-00-00