



3+



48



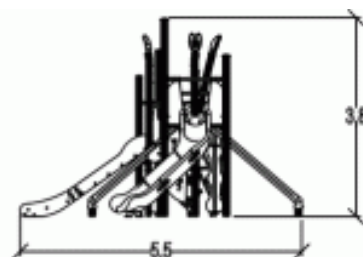
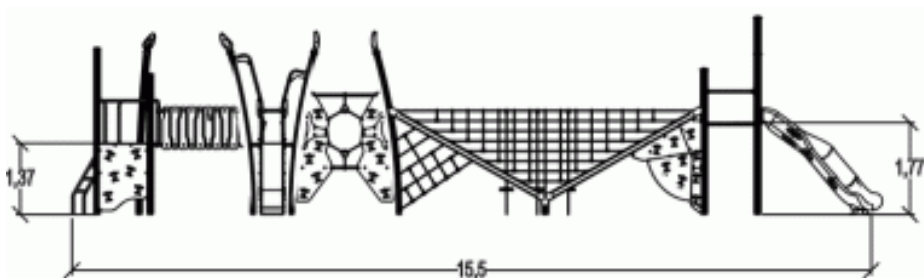


2,35m



1 = 15,73m 2 = 5,47m 3 = 3,81m



Motor disabilities  
 Sensorial disabilities  
 Learning disabilities



Play value : 22

climbing



x4

sliding



x2

meeting



x4

resting



x1

hiding



x1

balancing



x1

climbing

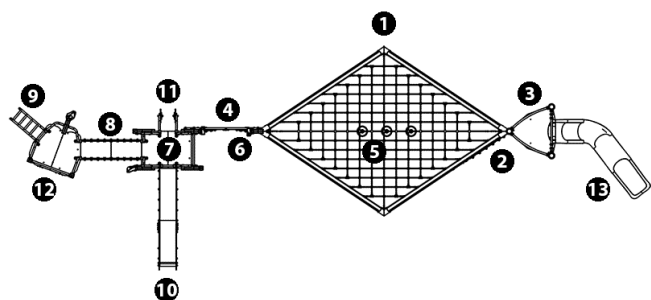


x5

getting across



x4

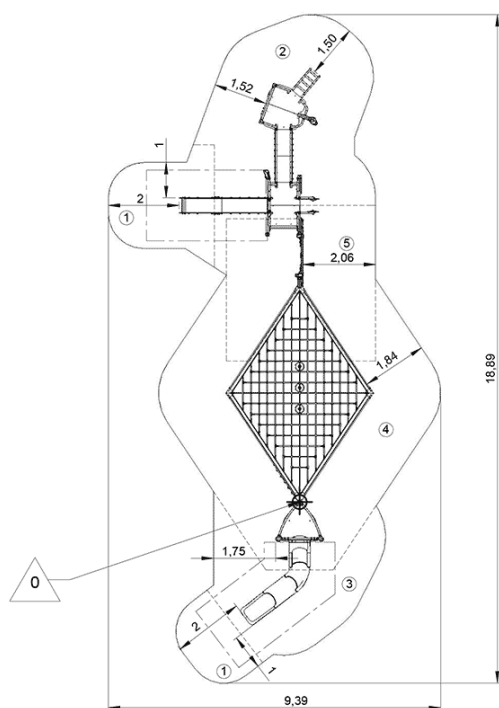


- ① Net
- ② Climbing wall
- ③ Platform with no roof, Ht: 1,37m
- ④ Butterfly climbing wall
- ⑤ Suspended seat
- ⑥ Climbing wall HT: 1.37m
- ⑦ Platform with no roof, Ht: 1,37m
- ⑧ Straight bridge
- ⑨ Climbing ladder
- ⑩ Slide Ht : 1.37m
- ⑪ Ladder Ht: 1.37m
- ⑫
- ⑬

## Installation of equipment

Impact area =

- Impact area
- Free space



1	1m	11,5m <sup>2</sup>
2	1,37m	23,5m <sup>2</sup>
3	1,77m	11,5m <sup>2</sup>
4	2m	40m <sup>2</sup>
5	2,35m	15m <sup>2</sup>



3



28h00



1m<sup>3</sup>



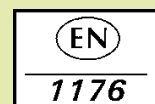
101.5m<sup>2</sup>



1084kg



37kg



0000-00-00