

cycle-safe® SYSTEM


SECURE BICYCLE PARKING

INTRODUCING!


WALLRACK™

Bike Parking System by Cycle-Safe®

A SPACE SAVING & CONVENIENT BIKE STORAGE SYSTEM



NOTE: WALLRACK™ are intended to be installed on 16 inch centers with lag screws into wall stud or Tapcons into concrete wall. A minimum clearance on rack centers is 16 inches and minimum vertical high-low offset is not less than 11 inches for adequate handlebar clearance.



WALLRACK™ System holds 1 bike with built-in locking capability, a secure and economical solution for storing your bikes.

The new WALLRACK™ creates vertical storage of the bicycle to remove most of the footprint of the bike from the bike parking area (garage or basement) floor space.

The old "J" hooks from the rafters, create stress on the wheelsets of expensive and light weight alloy bike rims found on today's bicycles. WALLRACK™ supports the bikes front wheel in a very bike-friendly configuration that avoids damage.



Just roll the bike up to the WALLRACK™, lift the front end of the bike and place its front wheel within the rack and roll forward until it rests in a positive stop position.

With a little practice, an 8 year old is able to easily park the bike in the WALLRACK™.



4 Wallracks on horizontal rail stand - SINGLE SIDED. (See back which shows top view DOUBLE SIDED configuration).



www.cyclesafe.com

888-950-6531

Features & Benefits

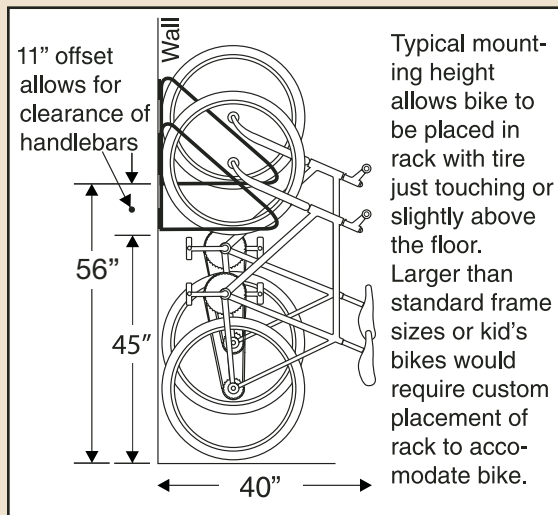
- The **WALLRACK[™]** has mounting holes for up to a 5/16 dia. lag screw type fastener at two locations on the back side.
- The **WALLRACK[™]** has tamper resistance security for the top lag screw head when a bicycle wheel is locked in the rack.
- Optional tamper resistant security screws available.
- The **WALLRACK[™]** has a heavy-duty wire framework which will take abuse.
- **WALLRACK[™]** has unique design which offers security allowing use of "D" locks to secure bike frame and front wheel to **WALLRACK[™]**.
- The **WALLRACK[™]** has a durable polyester powdercoat finish, in several standard colors, silver, black, red, blue and white, "to coordinate with existing color schemes".
- Attach other bicycle equipment such as helmets, gloves and the like under the **WALLRACK[™]**.



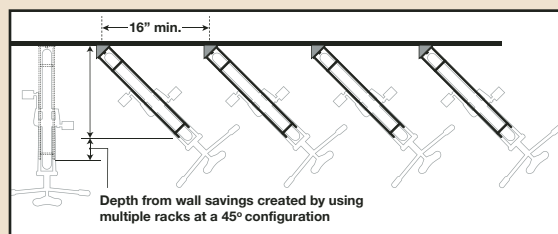
Bike can be easily locked to the rack.

Multiple Mounting Options

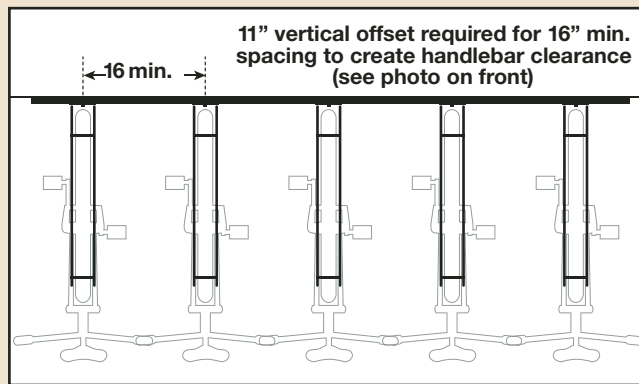
- Mounting **WALLRACK[™]** to wall studs on 16" centers is typical.
- Combine **WALLRACK[™]** with special mounting brackets to store 2 or 3 bikes **from the same point!**
- Horizontal Rail System allows storage of more bikes on the wall!
- Multiple racks can be placed at either a 45° or 60° angle to wall to reduce depth of bike parking service area.
- With all these options and simple design, Wallrack is a great value at a competitive price.



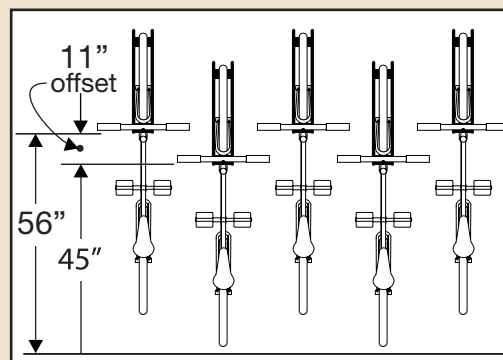
Racks on wall mount offset (side view)



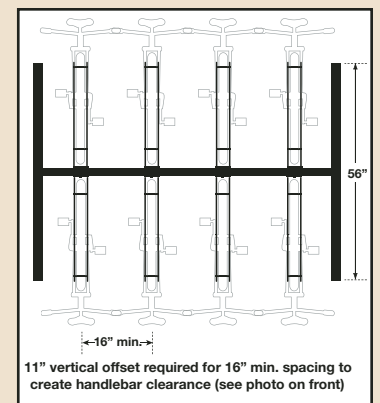
Multiple racks on horizontal rail with 45 degree configuration. Can also be installed at 60 degrees. (top view)



Multiple racks on 3 horizontal rails (top view)

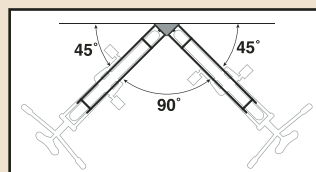


Multiple racks on wall mount offset (front view)

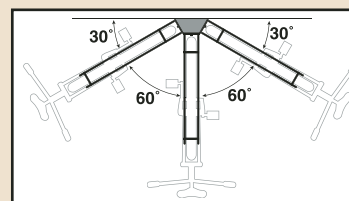


Multiple racks on horizontal rail stand - DOUBLE SIDED (top view)

2 bike mounting bracket option (top view)



3 bike mounting bracket option (top view)



WALLRACK[™] Part# 17502 (Red, White, Blue, Black, Silver)
Mount Lag bolt Part# 17505
Mount Tamperproof bolt Part# 17506

Mount 2-way bracket Part# 17508
Mount 3-way bracket Part# 17509
Mount horizontal rail assembly Part# 17510

Cycle-Safe, Inc. ADA, MICHIGAN • Fax: (616) 954-0290 • info@cyclesafe.com