



**Materials used:**  
Westone sawn  
slabs and setts

The Slot, Manchester





**Head Office**

Ashworth House  
Deakins Business Park  
Egerton  
Bolton  
BL7 9RP

T 01204 590666  
F 01204 590620  
E [enq@hardscape.co.uk](mailto:enq@hardscape.co.uk)

**Southern Office**

Unit 25  
Long Marston Industrial Estate  
Long Marston  
Stratford Upon Avon  
CV37 8QR

T 01789 721012  
F 01789 721041  
E [enq@hardscape.co.uk](mailto:enq@hardscape.co.uk)

[www.hardscape.co.uk](http://www.hardscape.co.uk)





**Sandstone**





**Materials used:**  
York Buff sawn  
paving and  
tumbled setts

Leopold Square, Sheffield

## Sandstone

Traditionally used for paving for over two centuries, sandstone is the geological term that covers the well known and much specified York stone.

Sandstone has become increasingly popular over the last few years due to its innate ability to remain natural and steadfast from newly laid to that of many years exposure to the elements harbouring a subliminal appeal when contrasted with more man-made products such as concrete. Hardscape can supply many different colours, types and textures sourced from both the UK and worldwide quarries. Beautifully traditional, the versatile stone can be found in a huge variety of applications from the countries capital to the mill towns of northern England and can be specified in a comprehensive array of formats to suit any architectural landscape scheme.



Blackwell Blue



Blackwell Buff




Forest Pennant



Crimscore Buff




Egerton Red




Hard Red



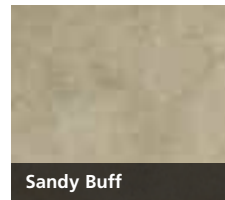
Northowram Hills



Highmoor




Peakmoor




Sandy Buff




Suede Brown




Stoneraise




Tower Flamed




Tower Sawn



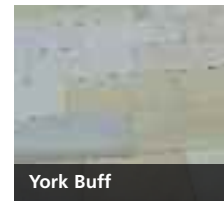
Tower Blue



Westone



Woodkirk



York Buff

Sandstones depicted are for demonstration purposes only. Colours and types of sandstone may differ slightly when 'finishes' applied. Test data available upon request.

## Specials



## Types

### Slabs

Slabs with a natural surface and sawn edges are often used for the paving and facing of both internal and external areas. They are the main paving item for squares, streets, pavements, arcades and shopping centres.

Sizes: Standard and bespoke available on request.

### Setts


They provide texture in the streetscape. Being an extremely versatile product, the sett is used either to contain or mark the edge of paved areas, squares, streets or to shape flower-beds, traffic islands and soft landscaping. They can also be used decoratively to embroder paved areas.

Sizes: Standard and bespoke available on request.


### Kerbs

Usually paved vertically, kerbstones can be used for shaping footpaths, flower-beds, stairs or for marking edges of traffic and pedestrian paved areas.

## Finishes



Diamond Sawn



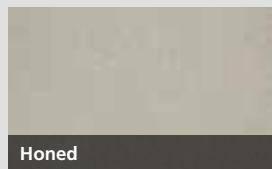
Tooled



Bush-hammered



Flamed



Honed



Pitched



Old Hall Square, Wolverhampton



High Street, Cockermouth



Howard Street, Sheffield



High Street, Kimbolton