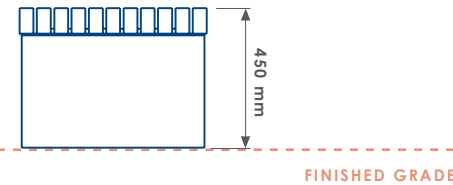
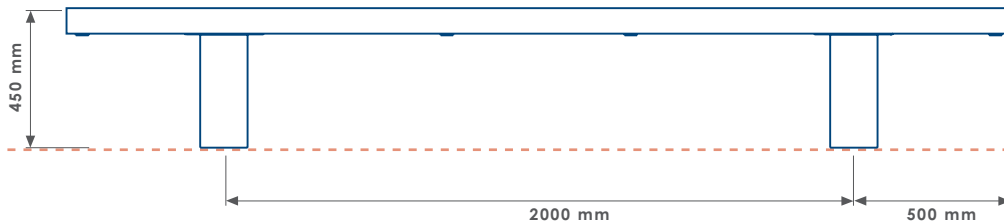
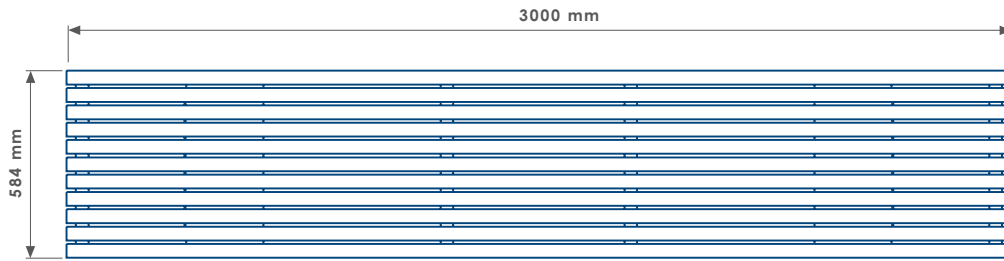




LBN113/D-GG/HI/GL



CODING METHOD				
PRODUCT CODE	FIXING METHOD	SLAT MATERIAL	METAL FINISH	OTHER
LBN113	D-GG	HI	GL	

* Technical drawings not to scale

NOTE-

- Site Engineer to determine suitable fixing method.
- Option D can be free standing or resin bonded to a firm engineered finished grade.
- If supplied with recycled plastic and additional plinth will be included.

LANGLEY BENCH LBN113

PRODUCT DIMENSIONS	HEIGHT	450 mm	LENGTH	3000 mm	WIDTH	584 mm	WEIGHT	170 Kg	CAPACITY		SEAT HEIGHT		OTHER	
--------------------	--------	--------	--------	---------	-------	--------	--------	--------	----------	--	-------------	--	-------	--

FIXING OPTION	Direct Embedment/Root Fix	A	
	Below Finished Grade Base Fix	B	
	Surface Mount	C	
	Plinth Mount - Buff Exposed Aggregate	D-BEA	<input checked="" type="checkbox"/>
	Plinth Mount - Buff Granite	D-BG	<input checked="" type="checkbox"/>
	Plinth Mount - Grey Granite	D-GG	<input checked="" type="checkbox"/>
	Free Standing	FS	
	Free Standing with Base Weight	FS-BW	
	Wall Mount	WM	
	Non Standard	NS	
To BREEAM Standard	B06/B08		

SLAT MATERIAL	Treated Redwood Class 3 Unstained	TRC3	<input type="checkbox"/>
	Treated Redwood Class 3 Stained Dark Oak	TRC3-DO	<input checked="" type="checkbox"/>
	Treated Redwood Class 4 Unstained	TRC4	<input checked="" type="checkbox"/>
	Treated Redwood Class 4 Stained Dark Oak	TRC4-DO	<input checked="" type="checkbox"/>
	Treated Softwood Unstained	TS	
	Douglas Fir	DF	<input checked="" type="checkbox"/>
	FSC Hardwood Iroko	HI	<input checked="" type="checkbox"/>
	Recycled Plastic - Black	RP-BK	<input checked="" type="checkbox"/>
	Recycled Plastic - Grey	RP-GY	<input checked="" type="checkbox"/>
	Recycled Plastic - Green	RP-GN	<input checked="" type="checkbox"/>
Recycled Plastic - Brown	RP-BR	<input checked="" type="checkbox"/>	

METAL FINISH	Aluminium Powder Coated	APC	
	Galvanised	GL	<input checked="" type="checkbox"/>
	Galvanised and Powder Coated	GPC	
	Zinc Plated and Powder Coated	PPC	
	Stainless Steel	SS-304/316	

TOP TYPE	Apex Top	AT	
	Chamfer Top	CT	
	Dome Top	DT	
	Flat Top	FT	
	Open Top	OT	
Slant Top	ST		

CONCRETE COLOUR	Concrete Colour - Light Grey	LG	
	Concrete Colour - White	WT	
	Concrete Colour - Buff	BF	
	Concrete Colour - Black	BK	
	Concrete Colour - Red	RD	
	Concrete Colour - Standard Grey	SG	

FINISH	Concrete Colour - Non Standard	NS	
	Concrete Finish - Dressed Finish	DS	
	Concrete Finish - Satin Shine	SH	
	Concrete Finish - Deluxe Polish (top)	DP	
Concrete Finish - Textured Finish	TF		