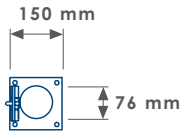
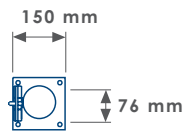




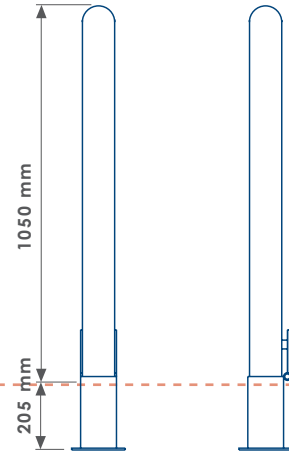
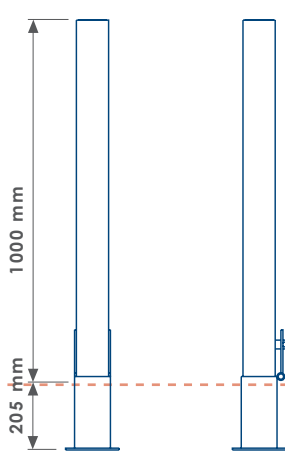
MBD201/B/GPC/FT



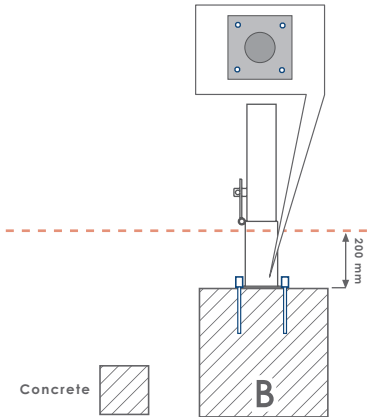
FLAT TOP (FT)



DOME TOP (DT)



FINISHED GRADE



CODING METHOD				
PRODUCT CODE	FIXING METHOD	SLAT MATERIAL	METAL FINISH	TOP TYPE
MBD201	B		GPC	FT

\* Technical drawings not to scale

**NOTE-**

- Site Engineer to determine suitable fixing method.
- Fixing bolts by others - 12 mm dia. holes (use M10 bolts).
- Size of concrete foundation and concrete mix to be determined on site taking ground conditions into account (Suggested minimum size 450 mm x 450 mm x 450 mm).

# MALFORD BOLLARD MBD201

PRODUCT DIMENSIONS	HEIGHT	1000 mm	LENGTH	76 mm	WIDTH	76 mm	WEIGHT	9 Kg	CAPACITY		SEAT HEIGHT		HEIGHT WITH DOME TOP	1050 mm
--------------------	--------	---------	--------	-------	-------	-------	--------	------	----------	--	-------------	--	----------------------	---------

FIXING OPTION	Direct Embedment/Root Fix	A
	Below Finished Grade Base Fix	B <input checked="" type="checkbox"/>
	Surface Mount	C
	Plinth Mount - Buff Exposed Aggregate	D-BEA
	Plinth Mount - Buff Granite	D-BG
	Plinth Mount - Grey Granite	D-GG
	Free Standing	FS
	Free Standing with Base Weight	FS-BW
	Wall Mount	WM
	Non Standard	NS
To BREEAM Standard	B06/B08	

SLAT MATERIAL	Treated Redwood Class 3 Unstained	TRC3
	Treated Redwood Class 3 Stained Dark Oak	TRC3-DO
	Treated Redwood Class 4 Unstained	TRC4
	Treated Redwood Class 4 Stained Dark Oak	TRC4-DO
	Treated Softwood Unstained	TS
	Douglas Fir	DF
	FSC Hardwood Iroko	HI
	Recycled Plastic - Black	RP-BK
	Recycled Plastic - Grey	RP-GY
	Recycled Plastic - Green	RP-GN
Recycled Plastic - Brown	RP-BR	

METAL FINISH	Aluminium Powder Coated	APC
	Galvanised	GL <input checked="" type="checkbox"/>
	Galvanised and Powder Coated	GPC <input checked="" type="checkbox"/>
	Zinc Plated and Powder Coated	PPC
	Stainless Steel	SS-304/316

TOP TYPE	Apex Top	AT
	Chamfer Top	CT
	Dome Top	DT <input checked="" type="checkbox"/>
	Flat Top	FT <input checked="" type="checkbox"/>
	Open Top	OT
Slant Top	ST	

CONCRETE COLOUR	Concrete Colour - Light Grey	LG
	Concrete Colour - White	WT
	Concrete Colour - Buff	BF
	Concrete Colour - Black	BK
	Concrete Colour - Red	RD
	Concrete Colour - Standard Grey	SG
	Concrete Colour - Non Standard	NS
	Concrete Colour - Dressed Finish	DS

FINISH	Concrete Finish - Satin Shine	SH
	Concrete Finish - Deluxe Polish (top)	DP
	Concrete Finish - Textured Finish	TF