



OLYMPIC
PRODUCTS LIMITED

RACCO
SWIMMING POOL
FITTINGS



Introduction

With 40 years experience, M&G Olympic Products has maintained its position as a leading specialist in the design, manufacture and installation of custom built architectural metalwork including:

- Staircases, Balustrades & Handrails
- Catering & Purpose-made Fabrications
- Sanitary & Hospital Equipment
- Swimming Pool Equipment

All products are manufactured at our two-factory site in the centre of Sheffield which is constantly enhanced with investment in the latest state-of-the-art design and production equipment. We address quality at all stages with frequent monitoring to guarantee that we provide our customers with high quality products that will not be found wanting.

Our design team are happy to work with customers during the early stages of a project to undertake site surveys and produce design solutions to any stair and canopy requirement. Over the years, M & G Olympic Products has built up an excellent working relationship with other manufacturers of architectural products to provide customers with complete turnkey solutions.

This brochure explains our core competences in the manufacture of Racco swimming pool equipment;. It shows examples of our work and how we always work to exceed our customers' expectations.

For further details on these or any other products in our portfolio, please contact our sales office on 0114 275 6009, or log onto our website: www.mgolympic.co.uk.



Design solutions to any specification.




State-of-the-art production technology.



One of our projects.



Balustrading & Galleries



Triple rail barrier to spectator steps and disabled spectator balustrading complete with toughened glass infill panels.

Page 2 : The architectural metalwork for this flume tower at Burgess Hill Leisure Centre was all designed, manufactured and installed by M & G Olympic Products. It comprises structural steelwork to tower (hidden by cladding), landing support steelwork, staircase, stainless steel balustrading, clear toughened glass infill panels and hardwood timber treads and decking.

M & G Olympic balustrading will complete any leisure facility. All balustrading is designed, fabricated and installed to conform to crowd control building regulations

Balustrading can be manufactured in stainless steel or coated mild steel, infills can be toughened glass, perforated sheet or rod infill, all to comply with health and safety requirements.



Swimming Pool spectator balustrading manufactured from 316 grade stainless steel complete with toughened glass infill panels.




Gymnasium spectator balustrading manufactured from mild steel with a polyester powder coated finish complete with toughened glass infill panels.



One of our projects. Curved stainless steel balustrading to viewing gallery complete with toughened glass infill panels.

Right – Swimming pool spectator balustrading and barrier rails.



Leisure Centres

Mild steel bridge, stainless steel toughened glass infill balustrading.



Stainless Steel is the ideal material for swimming pool areas as it is of superior corrosion resistance and easy to maintain in the particularly humid atmosphere of swimming pools and leisure centres. Manufactured in 316 grade stainless steel for extra corrosion resistance, all products are designed to withstand the large amount of use in public and commercial swimming pools.

M & G Olympic products are a major supplier of standard and specially designed swimming pool equipment for new and refurbished products, including hydrotherapy pools.



Stainless steel balustrading complete with toughened glass panels. Stainless steel twin rail barriers and spa pool access ladders.



Mild steel bridge, stainless steel balustrading complete with toughened glass and stainless rod infills. Designed by M & G Olympic Products Design & Development Department.

Custom Built Fabrications



Special architectural grab rails.



Stainless steel gate with vertical rod infills.




Special spa pool step and grab rails

In addition to its standard products, M & G Products design and manufacture bespoke fabrications including barrier rails, guard rails, ladders and other fittings.



Twin rail barrier rail complete with pool instruction rail. Architectural grab rails.

Underwater Windows



Manufactured from stainless steel and toughened glass M & G Olympic's underwater windows are supplied as a complete sealed unit. The thickness of the glass depends upon the depth of the water.

Windows can be square, rectangular or round and can be designed and manufactured to suit individual requirements.

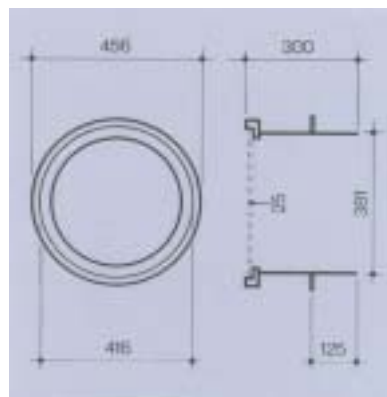


Round underwater window 1 metre in diameter.

R.748

Underwater Light Window

Stainless steel outer frame, angle section for building into the wall, front rim polished and drilled for screwing to frame, holding 25mm thick glass. Standard size 400mm x 200mm but other sizes can be made to suit individual requirements.



R.749

Underwater Light Window

Stainless steel drum 400mm dia x 250mm long with rebated frame to take 25mm thick glass with polished outer rim, all inside of drum polished and giving high reflection. Other sizes and shapes can be made to suit individual requirements.

Barrier Rails



R.105 Double Rail Barriers

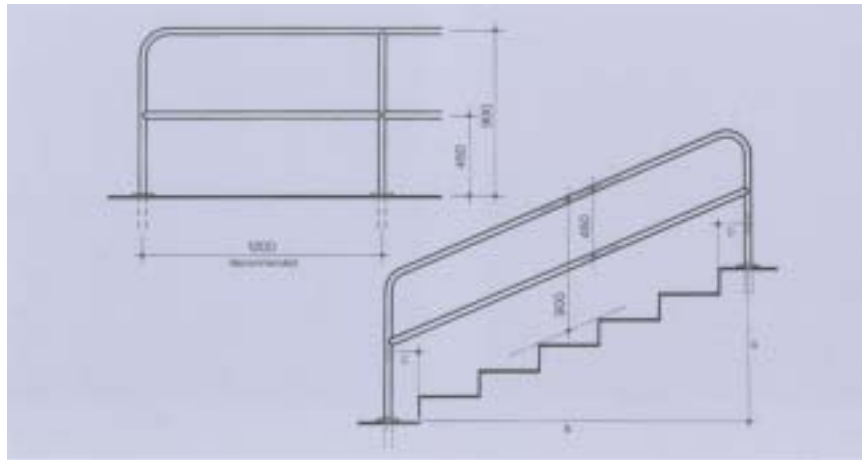
Straight 38mm diameter mirror polished stainless steel tube 16G wall thickness. Lengths made to order with uprights R.107 at approximately 1000mm centres (all welded construction).

Please advise method of fixing required.

R.106 Double Rail Barriers

As R.105 but 50mm diameter uprights R.108.

N.B. Tube size of the barrier is dependent on the structural loading required.



R.115 Double Rail Barriers

Sloping 38mm diameter mirror polished stainless steel tube 16G wall thickness. Lengths made to order with uprights approximately 1000mm centres (all welded construction).

Please advise dimensions A, B, C and D and method of fixing required.

R.118 Double Rail Barriers

As R.115 but 50mm diameter tube.

N.B. Tube size of the barrier is dependent on the structural loading required.



R.100 Single Rail Barriers

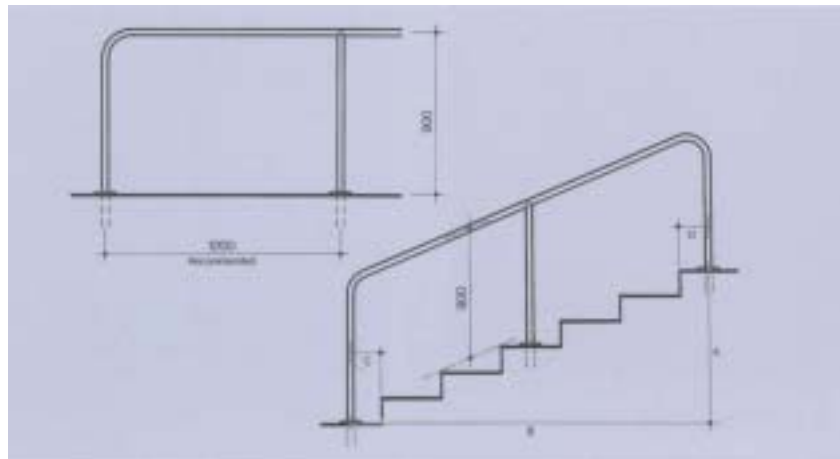
Straight 38mm diameter mirror polished stainless steel tube 16G wall thickness. Lengths made to order with uprights R102 at approximately 1000mm centres (all welded construction).

Please advise method of fixing required.

R.101 Single Rail Barriers

As R.100 but 50mm diameter tube uprights R.103.

N.B. Tube size of the barrier is dependent on the structural loading required.



R.110 Single Rail Barriers

Sloping 38mm diameter mirror polished stainless steel tube 16G wall thickness. Lengths made to order with uprights approximately 1000mm centres (all welded construction).

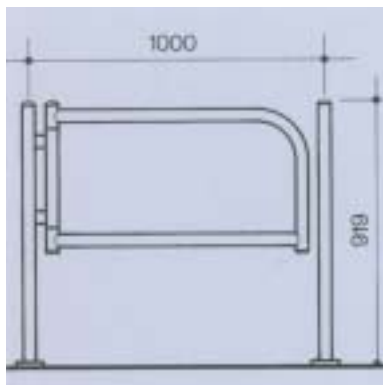
Please advise dimensions A, B, C, and D and method of fixing required.

R.113 Single Rail Barriers

As R.110 but 50mm diameter tube.

N.B. Tube size of the barrier is dependent on the structural loading required.

Barrier Rails



R.80

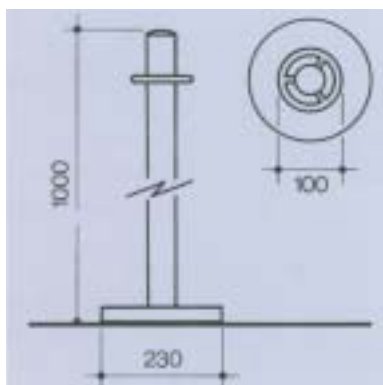
Barrier Gate Set

38mm diameter mirror polished stainless steel gate, hinge post with nylon bearings for smooth operation, stop post to take alternative locks or bolts. (Posts may be continued into barrier rails).

R.81

Barrier Gate Set

As R.80 but 50mm diameter tube.



R.60

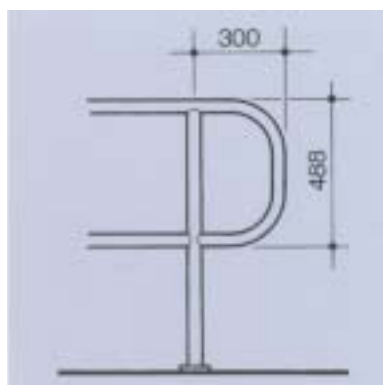
Free Standing Post

48mm diameter stainless steel post with ring fitting at the top to take rope from any direction. Weighted base to allow post to be easily moved.

R.61

Barrier Rope

1, 1.5 and 2 metre lengths. Black plastic end hooks moulded on.



R.75

Trombone End

On double rail barriers only (straight or sloping) useful where removable sections need to be positioned together or when end has to be tightly positioned by a wall, 38mm diameter tube.

R.76

Trombone End

As R.75 but 50mm diameter tube.



Infill Panels

Various designs and types:-
Rigidised or other patterned material.
Perforated- Plastic coated, Lexan plastic, Stainless Steel tube, Glass panels on clips.

Barrier rails can be specially designed and manufactured to suit individual requirements. See page 6 for examples of recently completed projects.

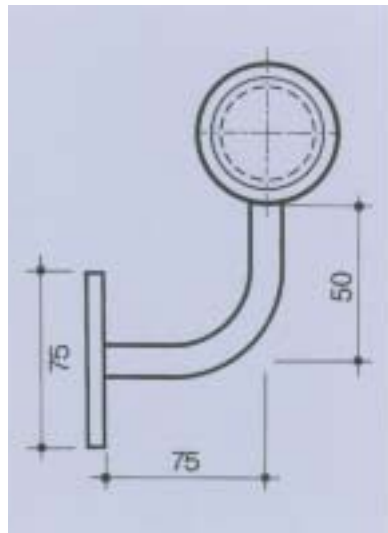
Hand-Guard Rails



R.20

Capped End

Welded disc, ground and polished to effect solid end.



R.119

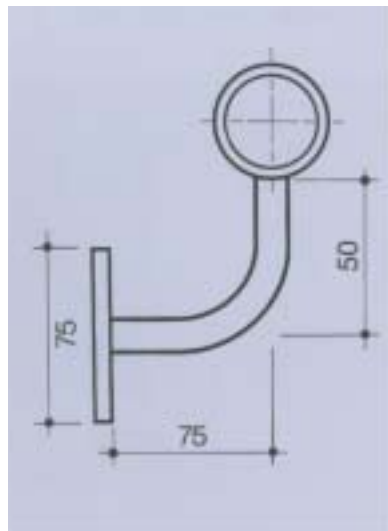
Wall Bracket

Bent stem welded to straight collar to suit 32mm diameter 38mm diameter or 50mm diameter tube. Other end welded to backplate which is drilled three holes for fixing as required.

R.120

Wall Bracket

Bent stem welded to raking collar to suit 32mm diameter 38mm diameter or 50mm diameter tube. Other end welded to backplate which is drilled three holes for fixing as required.



R.121

Wall Brackets


Bent stem welded to straight handrail tube and backplate which is drilled three holes for fixing as required.

R.122

Wall Brackets

Bent stem welded to raking handrail tube and backplate which is drilled three holes for fixings as required.

Pool layout



Competition Pool

Position of equipment:-

R.705/R.710 Starting Blocks
(see page 16.)

R.725 Water Polo Goals standard for 25 metre pools both ends wall mounted
(see page 17).

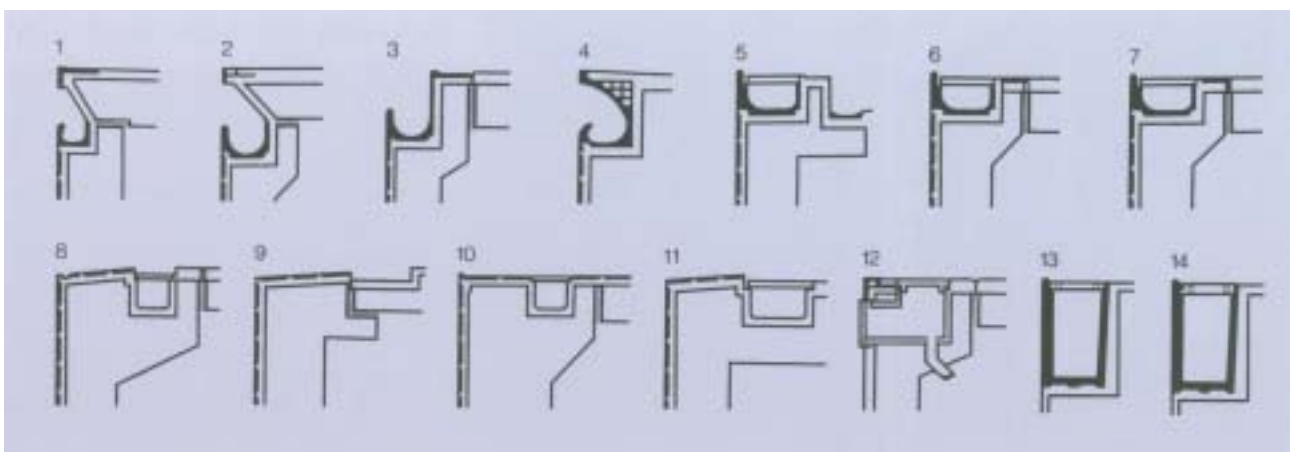
R.726 Water Polo Goal. For pools longer than 30 metres shallow end floating
(see page 17).

R.775/R.776 Racing Line
(Fixings see page 23).

R.785 Backstroke Warning
(see page 18).

R.786 False Start
(see page 18).

For all equipment to be fixed around the pool edge please indicate type of system, measurements of water depth, position of deck channels etc., slope of finishes etc.



Ladders

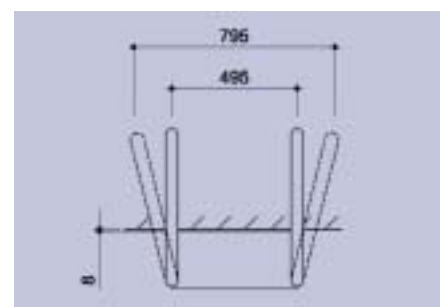
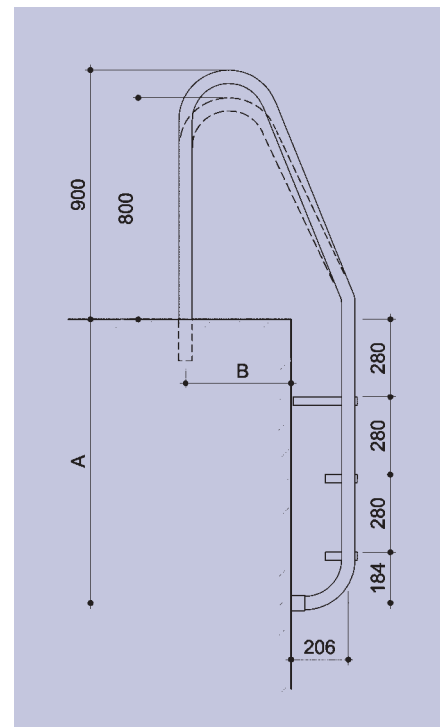
Access Ladder Standard To BS EN 13451-2: 2001

Stainless steel mirror polished tubular side members 38mm or 50mm diameter and 16G wall thickness with asymmetric handle bends (N.B. splaying out to the pool surround is preferred) with threaded studs and stainless steel anti-slip treads. (Removable type has plastic end caps for resting against pool walls, plus pinch sockets and escutchions for grouting into pool walkway). Available in two to six tread versions to suit depth "A" and manufactured to British and European standards BS EN 13451-2: 2001.

Dimensions "B" to suit pool profile.

Alternative – The side members can be supplied unequal height to prevent misuse (i.e. anti-swing).

R382/R482	2-Tread	783mm
R383/R483	3-Tread	1063mm
R384/R484	4-Tread	1343mm
R385/R485	5-Tread	1623mm
R386/R486	6-Tread	1903mm

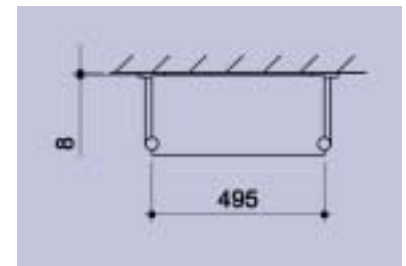
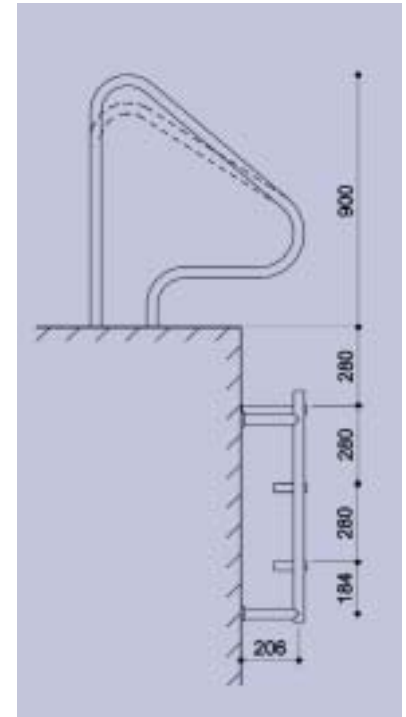


Ladders



Undercover Access Ladder To BS EN 13451-2: 2001

Stainless steel mirror polished tubular side members 38mm diameter x 16G wall thickness designed for use where pool cover is regularly used. The underwater tread support section has flanges drilled for bolting to pool wall with expansion bolts and stainless setscrews. The handrail section is a standard grab pull with asymmetric handle bends (N.B. splaying out to the pool surround is preferred). The grab pulls are fixed by grouting or alternative methods and are manufactured to British and European standards BS EN 13451-2: 2001.

Alternative: the grab pulls can also be supplied unequal height to prevent misuse i.e. anti-swing.



		A
R.392	2-Tread	783mm
R.393	3-Tread	1063mm
R.394	4-Tread	1343mm
R.395	5-Tread	1633mm



Treads

To BS EN 13451-2: 2001

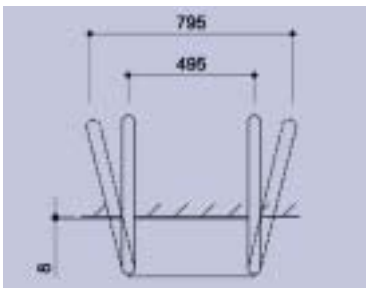
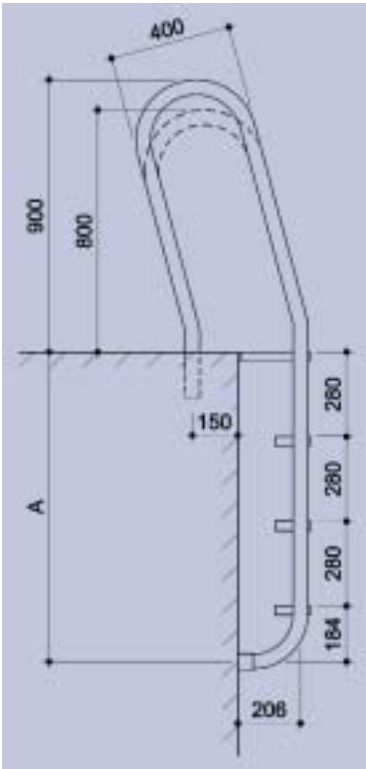
R.415 Stainless steel single width tread 495mm x 115mm with rigidised non-slip pattern for 38mm or 50mm diameter tube, manufactured to British and European standards BS EN 13451-2: 2001.

R.425 Stainless steel double width tread 495mm x 230mm with rigidised non-slip pattern for 38mm or 50mm diameter tube manufactured to British and European standards BS EN 13451-2: 2001.

R.416 Single width tread as R.415 in G.R.P.

R.426 Double width tread as R.425 in G.R.P.

Ladders



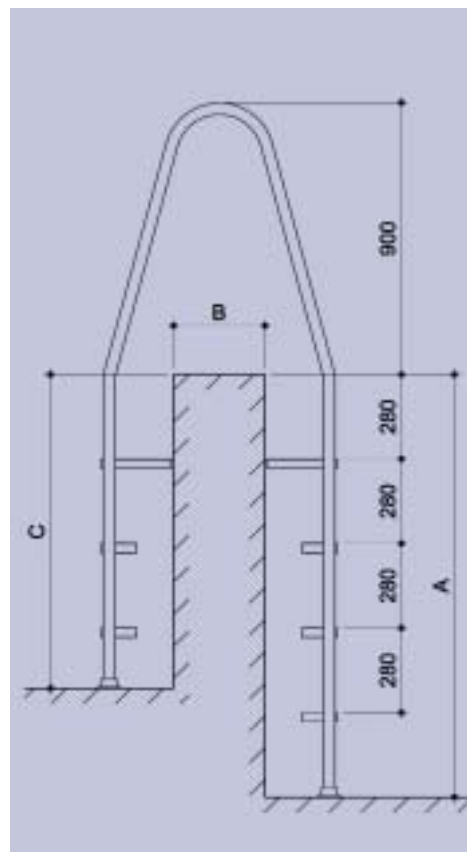
Deck Level Access Ladders

To BS EN 13451-2: 2001

Stainless mirror polished tubular side members 38mm diameter x 16G wall with asymmetric handle bends (N.B. splaying out to the pool surround is preferred) with threaded studs and stainless steel anti-slip treads. (Removable type has plastic end caps for resting against the pool wall, plus pinch sockets and escutchions for grouting into pool walkway). Available in two to six tread versions to suit depth of pool "A" and manufactured to British and European standards BS EN 13451-2: 2001.

Alternative – The side members can also be supplied unequal height to prevent misuse i.e. anti-swing.

		A
R.402	2-Tread	503mm
R.403	3-Tread	783mm
R.404	4-Tread	1063mm
R.405	5-Tread	1343mm
R.406	6-Tread	1623mm



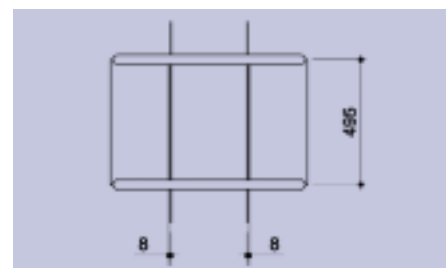
R.455

Access Ladder For Above Ground Pools

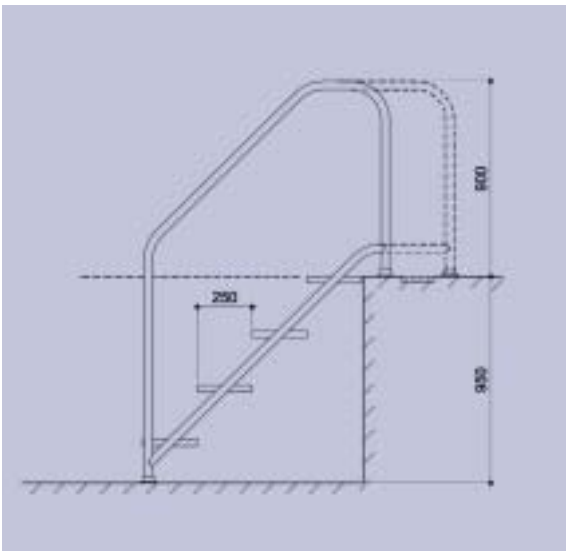
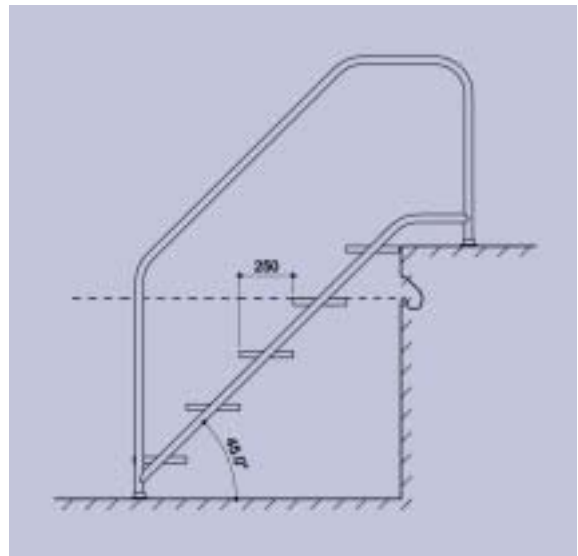
To BS EN 13451-2: 2001

Stainless steel mirror polished tubular side members 38mm diameter x 16G wall thickness designed for use in pool with upstand wall. Threaded studs and stainless steel anti-slip treads. Please advise method of fixing required.

Depth of pool, outside wall and thickness of wall can vary, please advise dims A, B and C. Manufactured to British and European standards BS EN 13451-2: 2001.



Disabled Persons Access Ladders



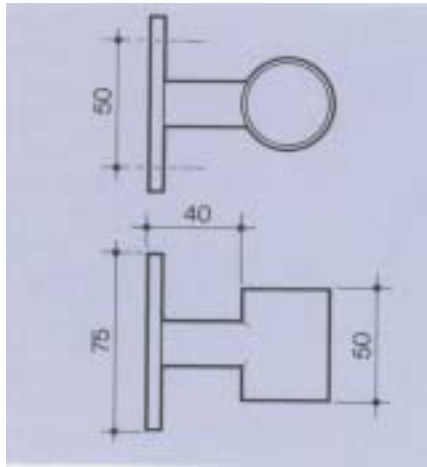
R.741 REMOVABLE DISABLED PERSONS ACCESS LADDER TO BS EN 13451-2:2001

Removable type disabled persons access ladder. Stainless steel mirror polished 38mm diameter tubular construction with handrails to both sides, stainless steel rigidised treads welded in to place, supplied with pinch sockets and cover plates. The disabled persons access ladder can be made to suit existing socket fixings and assorted pool profiles. Manufactured to British and European standards BS EN 13451-2: 2001.

R.742 FIXED DISABLED PERSONS STEP LADDER TO BS EN 13451-2:2001

Fixed type disabled persons step ladder. Stainless steel 38mm diameter mirror polished tubular construction with handrails to both sides, 940mm internal width x depth of pool, stainless steel rigidised treads welded into place; Supplied with pinch sockets-and cover plates. Manufactured to British and European standards BS EN 13451-2: 2001.

Instruction Grab Rails



Handrail Bracket

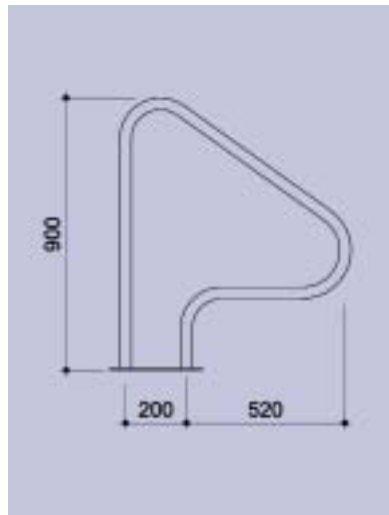
Stainless steel mirror polished heavy duty bracket instruction rail supplied with bolts and set screws.

R332 Centre, to take 32mm diameter tube.

R333 End, to take 32mm diameter tube.

R338 Centre, to take 38mm diameter tube.

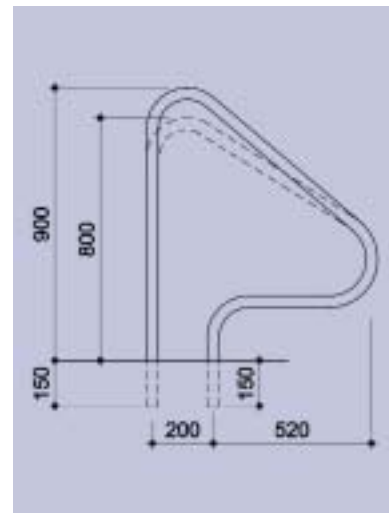
R339 End, to take 38mm diameter tube.



R.398

Spa Grab Rail

Single grab rail 38mm diameter for use on exit steps, fixed to outside structure, double "sandwich" plate fixing if required, or standard expansion bolts. Alternative, omit the plate and extend the legs for grouting.



R.400

Grab Rails

Stainless steel mirror polished tubular grab rails 38mm diameter for use with built in steps as an alternative to pool ladders, grouted fixings as standard.

R.401

Grab Rails

As R.400 but 50mm diameter tube.

Alternative – the side members can be supplied unequal height to prevent misuse.(i.e anti-swing)

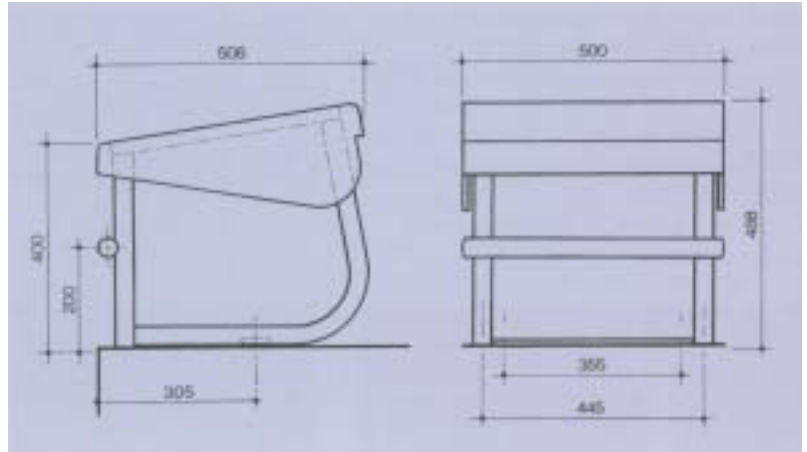
Instruction grab rails can be specially designed and manufactured to suit individual requirements.

Competition Equipment

R.705 Starting Block

To BS EN 13451-2: 2001

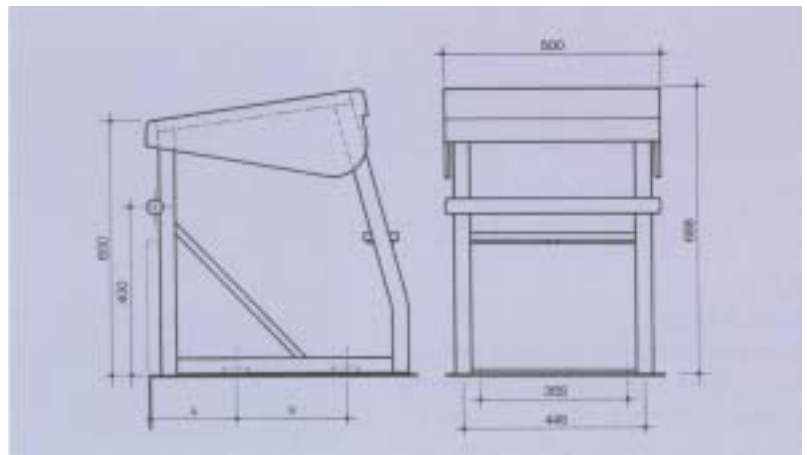
Standard pool starting block stainless steel tubular framework with backstroke bar, two holdfast fixtures grouted into surround, G.R.P. platform with non-slip surface and lane numbers on two sides. (For fixing requirements see pool layout detail page 11). Manufactured to British and European standards BS EN 13451-4: 2001.



R.710 Deck Level Starting Block

To BS EN 13451-2: 2001

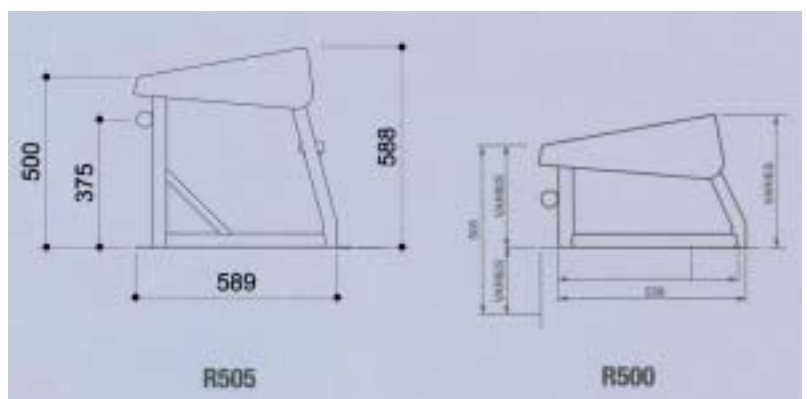
Stainless steel tubular framework with backstroke bar, fixing positions for turning boards, two holdfast fixtures grouted into pool surround ('A' can be varied to suit pool surround conditions). G.R.P. platform with non-slip surface and lane numbers on two sides. Manufactured to British and European standards BS EN 13451-4: 2001.



R.500 and R.505 Starting Block

To BS EN 13451-2: 2001

The R500 is a minimum height starting block for pools with a freeboard up to 250mm whilst the R505 is for level deck pools. Manufactured to British and European standards BS EN 13451-4: 2001.



Competition Equipment



R.706 Competition Block

To BS EN 13451-2: 2001

Standard pool competition starting block. Stainless steel 316 grade framework with backstroke bar, hidden fixing points and holdfast anchors for grouting into pool surround. G.R.P. platform 500 x 500mm with non-slip surface and supplied with lane numbers to sides. Manufactured to British and European standards BS EN 13451-4: 2001. N.B. template required for setting out holdfast fixings.



R.711 Deck Level Competition Block

To BS EN 13451-2: 2001

Deck level pool competition starting block. Stainless steel 316 grade framework with backstroke bar, hidden fixing points and holdfast anchors for grouting into pool surround. G.R.P. platform 500 x 500mm with non-slip surface and supplied with lane numbers to sides. Manufactured to British and European standards BS EN 13451-4: 2001. N.B. template required for setting out holdfast fixings.

R.725

Water Polo Goals

To BS EN 13451-7: 2001

Set of two for 25 metre pool consisting of deep end and shallow end, both for fixing into pool surround. Stainless steel tubular framework with white goal posts to international requirements complete with nets.

R.726

Water Polo Goals

To BS EN 13451-7: 2001

Free standing frame for shallow end when pool is greater than 30 metres.

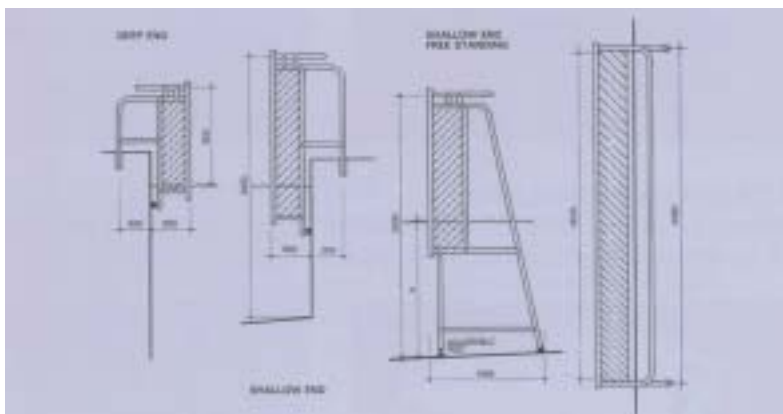
Extract from F.I.N.A. Regulations

The goal posts and crossbar must be of wood, metal or synthetic (plastic) with rectangular sections of 0.075m, square with the goal line and painted white. The goal posts must be fixed, rigid and perpendicular at each end of the playing space, equal distances from the sides and at least 0.3m in front of the ends of the field of play of any obstruction. Any standing or resting place for the goal keeper other than the floor of the pool is not permitted.

The inner sides of the goal posts must be 3.0m apart.

The underside of the crossbar must be 0.9m above the water surface when the water is 1.5m or more in depth and 2.4m above the bottom of the pool when the depth of the water is less than 1.5m.

Limp nets must be attached to the goal fixtures to enclose the entire goal space, securely fastened to the goal posts and crossbar and allowing not less than 0.3m clear space behind the goal line everywhere within the goal area.



Competition Equipment



R.716 Turning Board 1900mm long
To BS EN 13451-2: 2001

Deck level pool turning boards to increase height of pool edge during competition, fixed to competition starting block at one end of the pool. Features stainless steel perforated sheet onto stainless steel tubular frame. Manufactured to British and European standards BS EN 13451-4: 2001.

R.722 Turning Board
To BS EN 13451-2: 2001

As R.716 but 2400mm long

R.716 Turning Board
Complete with R.721 Bracket to suit Competition Starting Block R.711



R.715 Turning Boards
To BS EN 13451-2: 2001

Alternative G.R.P. moulded onto stainless steel tubular frame.



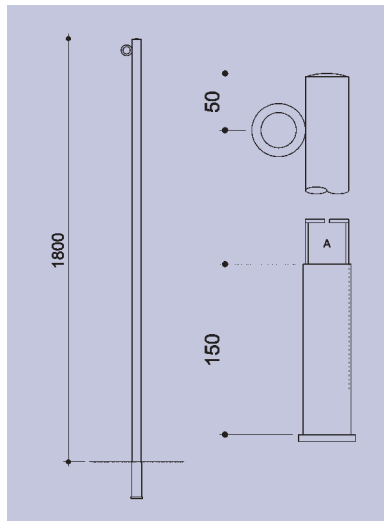
R.720 Competition Turning Board Brackets

For fixing competition turning board to pool surround where no starting block is used. Stainless steel tubular framework with two holdfast fixings grouted into pool surround ("A" can be varied to suit surround conditions, see pool layout on page 11).

R.721 Competition Turning Board Brackets

For fixing competition turning board to pool surround to be used in conjunction with R.706 and R.711 competition starting block. Stainless steel 38mm diameter tubular bracket with pinched socket grouted into pool surround

Competition Equipment



R.785

Backstroke Warning Equipment

Stainless steel posts 38mm diameter with hook at the top for rope, socket with drop in cover for grouting in pool surround.

R.786

False Start Equipment

Stainless steel posts 38mm diameter with hook at the top for rope, socket with drop in pool surround.

R.787

Semi Automatic False Start Equipment

As R.786 but operated by starter (not illustrated).



R.771 Training Lanes Storage Trolley

Takes 5 x 25 metre ropes with floats, stainless steel tubular construction on castors for ease of movement.

Width 950mm
Depth 700mm
Height 900mm



R.790 Storage Trolley

Racing line storage trolley, stainless steel tubular construction to take anti-turbulence lines and floats. Will carry Standard 100 diameter lines, castors with brake and non-marking tyres, for ease of movement and storage.

Width 1725mm
Depth 1250mm
Height 1420mm

R.797 Storage Trolley

Will carry 150 diameter jumbo lines.



R.798 Anti Turbulence Narrow System Store Reel

Stainless steel construction to take 50 metres of racing lane lines, 1270 diameter x 420 wide (centre of wheels) to fit onto carrier, R799, for ease of movement.

R.799 Store Reel Carrier

Stainless steel with handle and castors 720mm overall width, will fit through standard doorway and can be used to transfer more than one reel, R798, from pool side to store, in separate journeys.

Mini Anti Turbulence Lines

Narrow system reel and carrier has been designed to carry 5 x 25m mini lanes on 1 reel R798 and 1 carrier R799.

Lifesaving Equipment



R.760

Observation Chair Standard

38mm diameter stainless steel tubular framework with plastic seat, platform and treads, rubber feet for ease of movement.

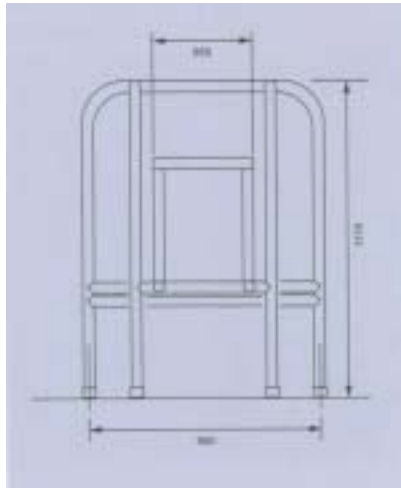
(Alternative fixings can be supplied).



R.762

Wall Mounted Observation Chair

38mm diameter stainless steel tubular framework with flanges for fixing to floor and wall, plastic seat, platform and treads.



R.763

Observation Chair

Reduced height standard observation chair.



R.765

Pedestal Observation Chair

100mm diameter stainless steel single column, for grouting into pool surround, 38mm diameter handrail ladderway with treads, swivel plastic seat, non-slip platform.

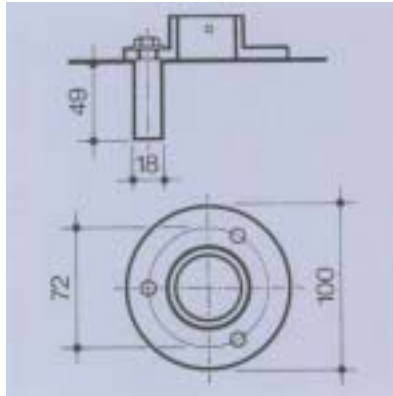


R.737

Lifebuoy Stand

100mm diameter stainless steel post with flange fitting, hook to take lifebuoy.

Fixing



R.25

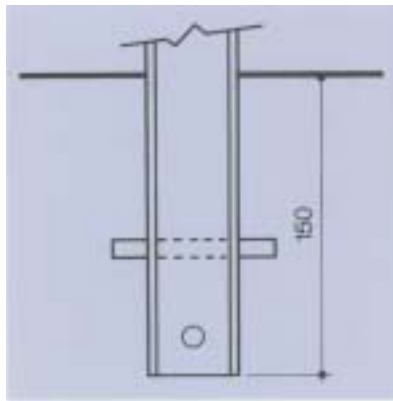
Collared Flange

100mm diameter for 38mm diameter tube, drilled three holes and complete with expanding bolts and setscrews or woodscrews and rawlplugs.

R.26

Collared Flange

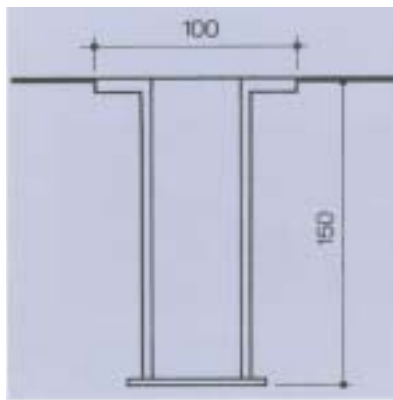
140mm diameter for 50mm diameter tube (not illustrated), drilled four holes and complete with expanding bolts and setscrews or woodscrews and rawlplugs.



R.30

Grouted Fixing

Leg of uprights extended to be set in concrete and grouted in position. Pocket size in concrete 160mm deep x 75mm diameter



R.35

Flange Socket

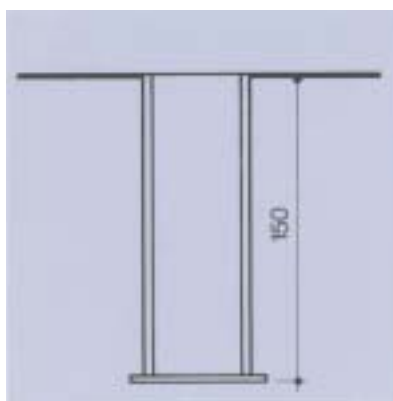
For grouting into concrete allowing 38mm tube to be removable, flange top tapped to take retaining screws from cover flange.

Pocket size in concrete
160mm deep x 75mm diameter

R.36

Flange Socket

As R35 but for 50mm diameter tube.

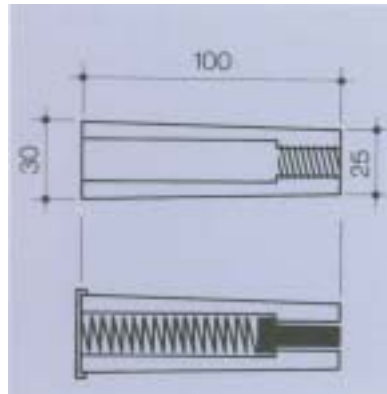


R.40

Open Socket

For grouting into concrete but without flange, leaving socket in the ground to receive 38mm diameter tube. Pocket size in concrete 160mm deep x 60mm diameter

Poolside Fixings



R.775

Holdfast

Fixing holdfast, stainless steel for grouting into pool wall/floor.

R.774

Holdfast

With addition of spring cover covering hole when bolt not in position.

R.776

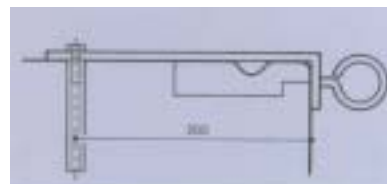
Eye Bolt

Racing line hook for screwing into holdfast.



R.780

Special Lane Line Adaptor with Slot and Anchor Brackets



R.781

Deck Level Adaptor

Stainless steel bars bent to follow pool edge detail, screw into holdfast on pool surround, to hold lines at water level.

R.777

Bar Fixing Hook

Stainless steel hook for fixing over existing instruction rail at ends of pool divider.

R.778 As R777 but strengthened to take anti-wave lines.

Fixings



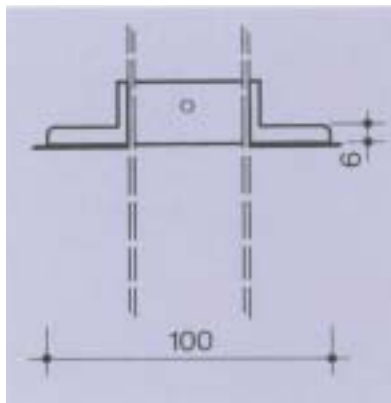

R.37

Pinch Socket

Stainless steel socket to grout 150 deep, to take 50 diameter tubular equipment with stainless steel grub screw for tightening against tube when in socket, preventing unauthorised removal.

R.38

As R37 but to suit 38mm diameter tubular fittings.



R.45

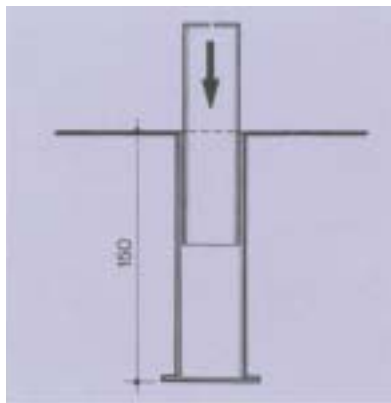
Cover Flange

100mm diameter for 38mm diameter tube can be used with any grouted or socket fixing, either loose with grub screws or welded to leg, retaining screws to match socket.

R.46

Cover Flange

150mm diameter for 50mm diameter tube.



R.41

Drop in Cover

For sockets R25, R36, R40. A simple method to close the open end of socket leaving a flush finish to the floor when the equipment is removed.

Bulkheads



R.980

Fixed Bulkhead

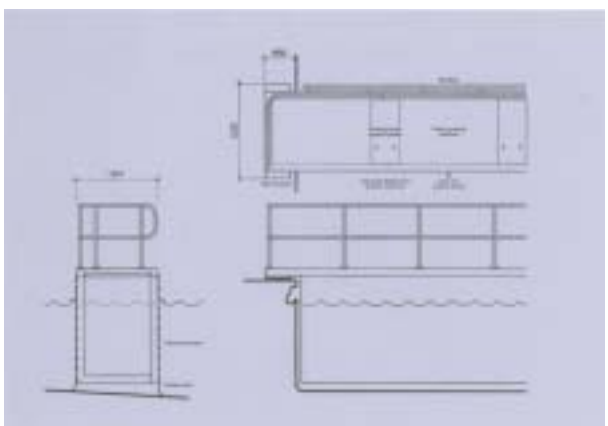
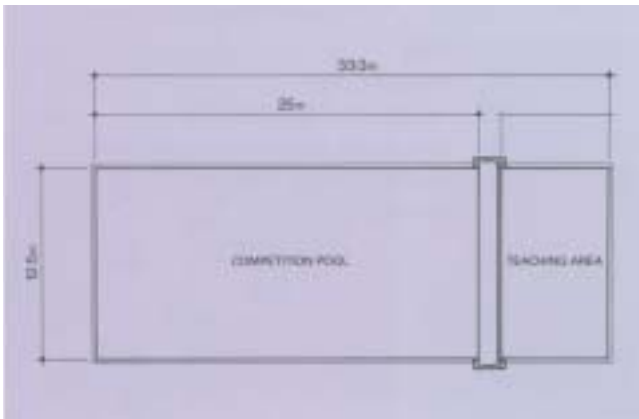
The Bulkhead has been designed to reduce a 33.3 metre pool (or larger) to a 25 metre short course competition pool, leaving a teaching pool of over 7 metres. The Unit is fixed in the one position by bolting to the pool side, the tiles in the pool are protected by the unit being off the walls and floor with a rubber skirting to fill the gaps.

Each Bulkhead is designed to suit the individual pool. A visit by our Site Engineer needs to take place so that the details can be finalised before manufacture can take place.

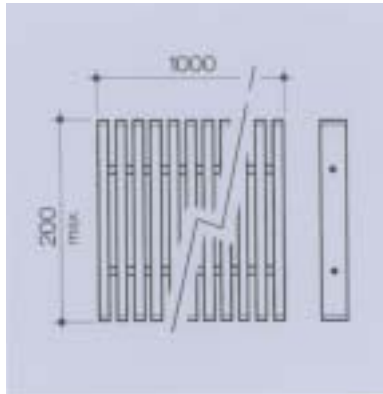



The construction is all stainless steel, type 316, consisting of a square and rectangular tubular frame with perforated panels allowing free flow of water and a GRP non-slip walkway.

The Bulkhead is painted white with the FINA regulations on the front face, an instruction rail on the teaching pool side and a barrier rail on one side of the walkway. Provision can be made for fixings to take Starting Blocks, Anti-wave lane lines and Water Polo Goals if required.



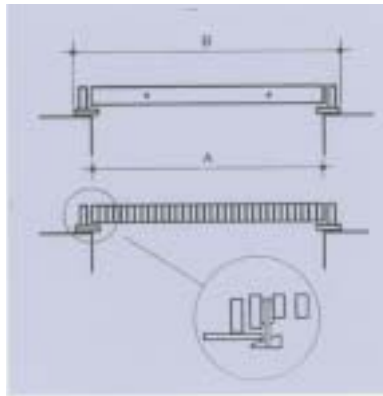
Frames & Grates



R.750

Deck Level Grating

Stainless steel rectangular tube dull finish, grating for use round deck level pools. May be adapted to fit into existing angle frames. Supplied in one metre lengths.



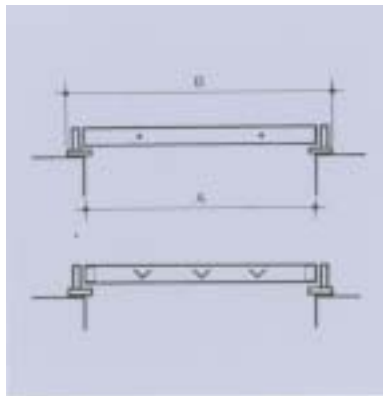

Drain, Grate and Frame

Main drain frame and grate, stainless steel rectangular tube dull finish, frame with grouting base and wedge locking device.

R.753 A=300 B=375

R.754 A=400 B=475

R.755 A=500 B=575



Manhole Cover and Frame

Stainless steel rectangular tube dull finish, frame with lifting point. Angle welded in for casting concrete into frame. Tile or other finishes may be set in.

R.757 A=300 B=375




R.758 A=400 B=475

R.759 A=500 B=575

R.756

Alternative Manhole Cover and Frame

Shown below. Dimensions to suit client's requirements.





109 - 111 Randall Street
Sheffield S2 4SJ

Tel: 0114 275 6009/275 0363

Fax: 0114 273 9350

Website: www.mgolympic.co.uk

E-mail: sales@mgolympic.co.uk

design@mgolympic.co.uk