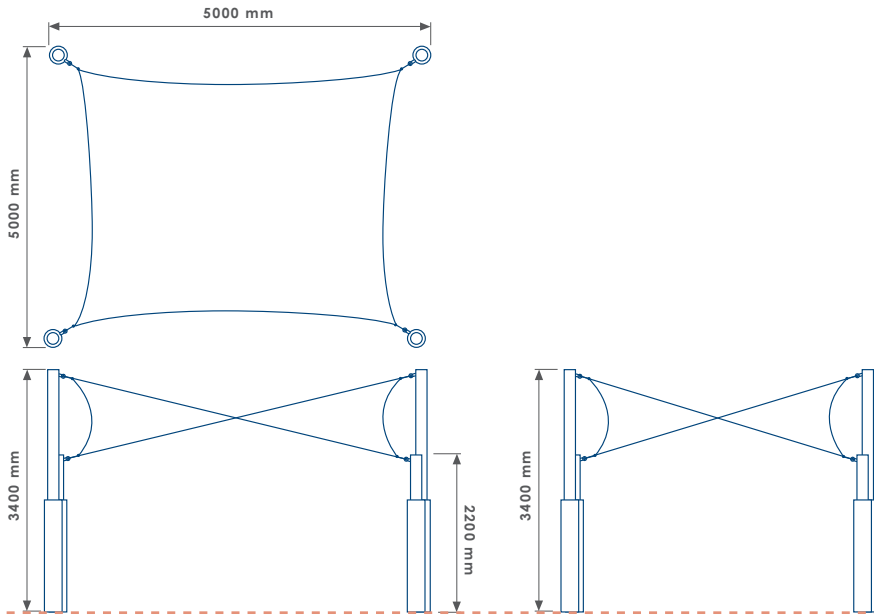




PTC400/A/GL/WT

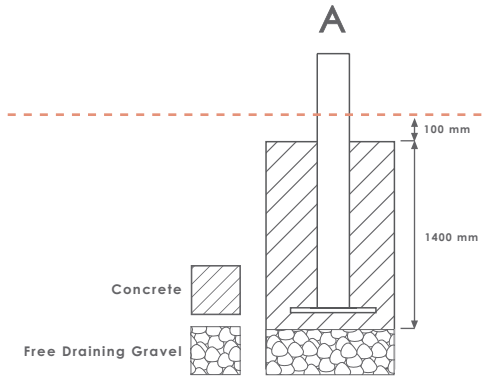


CODING METHOD				
PRODUCT CODE	FIXING METHOD	SLAT MATERIAL	METAL FINISH	CANOPY COLOUR
PTC400	A		GL	WT

* Technical drawings not to scale

NOTE-

- Site Engineer to determine suitable fixing method.
- Size of concrete foundation and concrete mix to be determined on site taking ground conditions into account and any risk of wind exposure.
- Canopy in duraskin® Please specify colour.



PEWSHAM TENSILE CANOPY PTC400

PRODUCT DIMENSIONS	HEIGHT	3400 mm	LENGTH	5000 mm	WIDTH	5000 mm	WEIGHT		CAPACITY		SEAT HEIGHT		OTHER	
--------------------	--------	---------	--------	---------	-------	---------	--------	--	----------	--	-------------	--	-------	--

FIXING OPTION	Direct Embedment/Root Fix	A	<input checked="" type="checkbox"/>
	Below Finished Grade Base Fix	B	<input type="checkbox"/>
	Surface Mount	C	<input type="checkbox"/>
	Plinth Mount - Buff Exposed Aggregate	D-BEA	<input type="checkbox"/>
	Plinth Mount - Buff Granite	D-BG	<input type="checkbox"/>
	Plinth Mount - Grey Granite	D-GG	<input type="checkbox"/>
	Free Standing	FS	<input type="checkbox"/>
	Free Standing with Base Weight	FS-BW	<input type="checkbox"/>
	Wall Mount	WM	<input type="checkbox"/>
	Non Standard	NS	<input type="checkbox"/>
To BREEAM Standard	B06/B08	<input type="checkbox"/>	

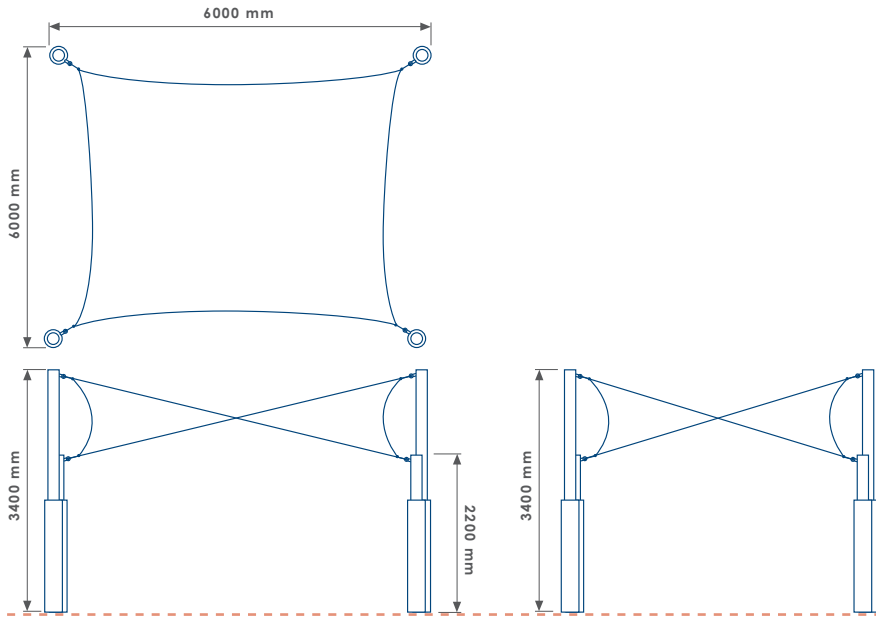
SLAT MATERIAL	Treated Redwood Class 3 Unstained	TRC3	<input type="checkbox"/>
	Treated Redwood Class 3 Stained Dark Oak	TRC3-DO	<input type="checkbox"/>
	Treated Redwood Class 4 Unstained	TRC4	<input type="checkbox"/>
	Treated Redwood Class 4 Stained Dark Oak	TRC4-DO	<input type="checkbox"/>
	Treated Softwood Unstained	TS	<input type="checkbox"/>
	Douglas Fir	DF	<input type="checkbox"/>
	FSC Hardwood Iroko	HI	<input type="checkbox"/>
	Recycled Plastic - Black	RP-BK	<input type="checkbox"/>
	Recycled Plastic - Grey	RP-GY	<input type="checkbox"/>
	Recycled Plastic - Green	RP-GN	<input type="checkbox"/>
Recycled Plastic - Brown	RP-BR	<input type="checkbox"/>	

METAL FINISH	Aluminium Powder Coated	APC	<input type="checkbox"/>
	Galvanised	GL	<input checked="" type="checkbox"/>
	Galvanised and Powder Coated	GPC	<input checked="" type="checkbox"/>
	Zinc Plated and Powder Coated	PPC	<input type="checkbox"/>
	Stainless Steel	SS-304/316	<input type="checkbox"/>
	Apex Top	AT	<input type="checkbox"/>
	Chamfer Top	CT	<input type="checkbox"/>
	Dome Top	DT	<input type="checkbox"/>
	Flat Top	FT	<input type="checkbox"/>
	Open Top	OT	<input type="checkbox"/>
Slant Top	ST	<input type="checkbox"/>	

CANOPY COLOUR	Black	502-8450	<input checked="" type="checkbox"/>	BK	<input checked="" type="checkbox"/>
	White	502-8102	<input checked="" type="checkbox"/>	WT	<input checked="" type="checkbox"/>
	Champagne	502-8341	<input checked="" type="checkbox"/>	CP	<input checked="" type="checkbox"/>
	Concrete	502-2167	<input checked="" type="checkbox"/>	CC	<input checked="" type="checkbox"/>
	Boulder	502-2171	<input checked="" type="checkbox"/>	BO	<input checked="" type="checkbox"/>
	Navy	502-1125	<input checked="" type="checkbox"/>	NV	<input checked="" type="checkbox"/>
	Midnight Blue	502-2161	<input checked="" type="checkbox"/>	MB	<input checked="" type="checkbox"/>
	Poppy	502-8255	<input checked="" type="checkbox"/>	PP	<input checked="" type="checkbox"/>
	Mandarin	502-8204	<input checked="" type="checkbox"/>	MA	<input checked="" type="checkbox"/>
	Buttercup	502-2166	<input checked="" type="checkbox"/>	BC	<input checked="" type="checkbox"/>
Tennis	502-8056	<input checked="" type="checkbox"/>	TN	<input checked="" type="checkbox"/>	



PTC401/A/GPC/MB

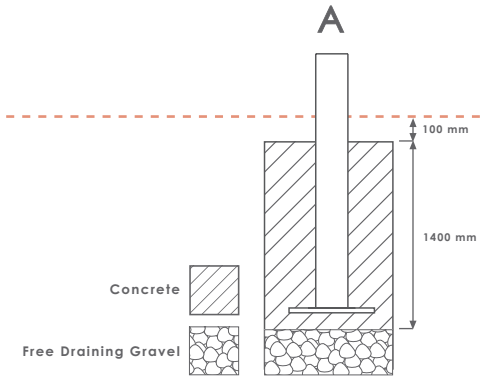


CODING METHOD				
PRODUCT CODE	FIXING METHOD	SLAT MATERIAL	METAL FINISH	CANOPY COLOUR
PTC401	A		GPC	MB

* Technical drawings not to scale

NOTE-

- Site Engineer to determine suitable fixing method.
- Size of concrete foundation and concrete mix to be determined on site taking ground conditions into account and any risk of wind exposure.
- Canopy in duraskin® Please specify colour.

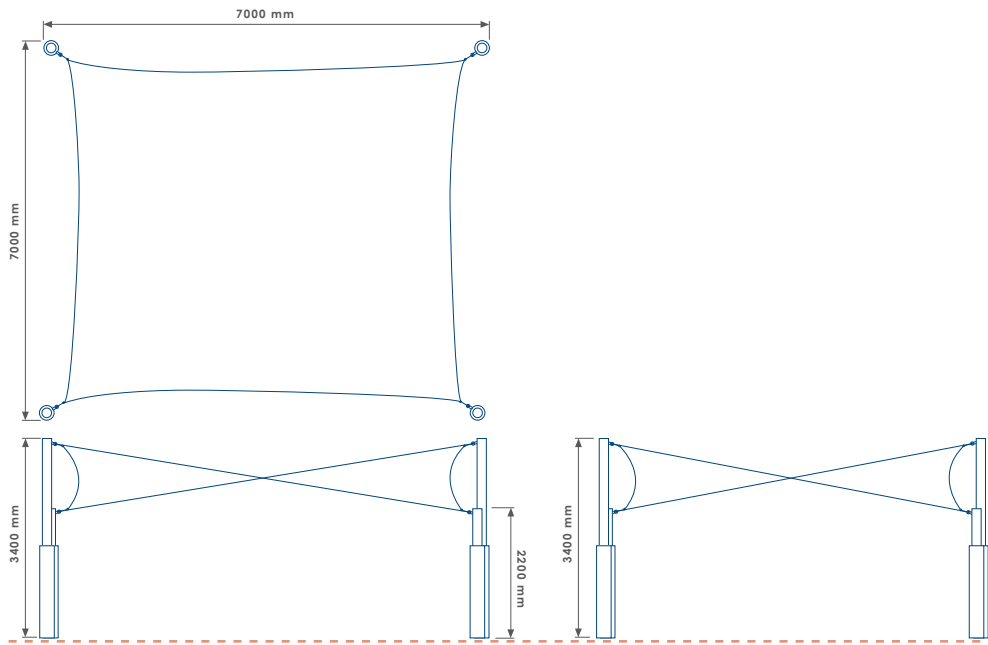


PEWSHAM TENSILE CANOPY PTC401

PRODUCT DIMENSIONS		HEIGHT	3400 mm	LENGTH	6000 mm	WIDTH	6000 mm	WEIGHT		CAPACITY		SEAT HEIGHT		OTHER		
FIXING OPTION	Direct Embedment/Root Fix	A	<input checked="" type="checkbox"/>	SLAT MATERIAL	Treated Redwood Class 3 Unstained	TRC3		METAL FINISH	Aluminium Powder Coated	APC		CANOPY COLOUR	Black	502-8450	<input checked="" type="checkbox"/>	
	Below Finished Grade Base Fix	B			Treated Redwood Class 3 Stained Dark Oak	TRC3-DO			Galvanised	GL	<input checked="" type="checkbox"/>		White	502-8102	<input checked="" type="checkbox"/>	
	Surface Mount	C			Treated Redwood Class 4 Unstained	TRC4			Galvanised and Powder Coated	GPC	<input checked="" type="checkbox"/>		Champagne	502-8341	<input checked="" type="checkbox"/>	
	Plinth Mount - Buff Exposed Aggregate	D-BEA			Treated Redwood Class 4 Stained Dark Oak	TRC4-DO			Zinc Plated and Powder Coated	PPC			Concrete	502-2167	<input checked="" type="checkbox"/>	
	Plinth Mount - Buff Granite	D-BG			Treated Softwood Unstained	TS			Stainless Steel	SS-304/316			Boulder	502-2171	<input checked="" type="checkbox"/>	
	Plinth Mount - Grey Granite	D-GG			Douglas Fir	DF			TOP TYPE	Apex Top	AT			Navy	502-1125	<input checked="" type="checkbox"/>
	Free Standing	FS			FSC Hardwood Iroko	HI				Chamfer Top	CT			Midnight Blue	502-2161	<input checked="" type="checkbox"/>
	Free Standing with Base Weight	FS-BW			Recycled Plastic - Black	RP-BK				Dome Top	DT			Poppy	502-8255	<input checked="" type="checkbox"/>
	Wall Mount	WM			Recycled Plastic - Grey	RP-GY				Flat Top	FT			Mandarin	502-8204	<input checked="" type="checkbox"/>
	Non Standard	NS			Recycled Plastic - Green	RP-GN				Open Top	OT			Buttercup	502-2166	<input checked="" type="checkbox"/>
To BREEAM Standard	B06/B08		Recycled Plastic - Brown	RP-BR		Slant Top	ST			Tennis	502-8056	<input checked="" type="checkbox"/>				



PTC402/A/GL/WT

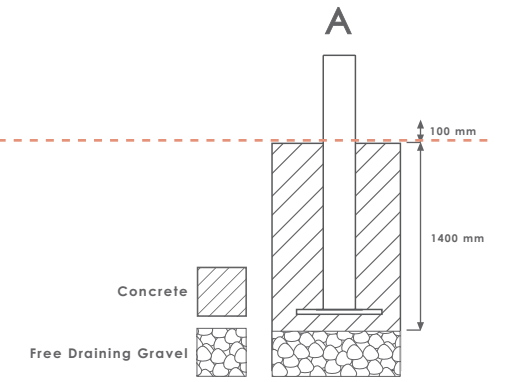


CODING METHOD				
PRODUCT CODE	FIXING METHOD	SLAT MATERIAL	METAL FINISH	CANOPY COLOUR
PTC402	A		GL	WT

* Technical drawings not to scale

- NOTE-**
- Site Engineer to determine suitable fixing method.
 - Size of concrete foundation and concrete mix to be determined on site taking ground conditions into account and any risk of wind exposure.
 - Canopy in duraskin® Please specify colour.

FINISHED GRADE



PEWSHAM TENSILE CANOPY PTC402

PRODUCT DIMENSIONS	HEIGHT	3400 mm	LENGTH	7000 mm	WIDTH	7000 mm	WEIGHT		CAPACITY		SEAT HEIGHT		OTHER	
--------------------	--------	---------	--------	---------	-------	---------	--------	--	----------	--	-------------	--	-------	--

FIXING OPTION	Direct Embedment/Root Fix	A	<input checked="" type="checkbox"/>
	Below Finished Grade Base Fix	B	<input type="checkbox"/>
	Surface Mount	C	<input type="checkbox"/>
	Plinth Mount - Buff Exposed Aggregate	D-BEA	<input type="checkbox"/>
	Plinth Mount - Buff Granite	D-BG	<input type="checkbox"/>
	Plinth Mount - Grey Granite	D-GG	<input type="checkbox"/>
	Free Standing	FS	<input type="checkbox"/>
	Free Standing with Base Weight	FS-BW	<input type="checkbox"/>
	Wall Mount	WM	<input type="checkbox"/>
	Non Standard	NS	<input type="checkbox"/>
To BREEAM Standard	B06/B08	<input type="checkbox"/>	

SLAT MATERIAL	Treated Redwood Class 3 Unstained	TRC3	<input type="checkbox"/>
	Treated Redwood Class 3 Stained Dark Oak	TRC3-DO	<input type="checkbox"/>
	Treated Redwood Class 4 Unstained	TRC4	<input type="checkbox"/>
	Treated Redwood Class 4 Stained Dark Oak	TRC4-DO	<input type="checkbox"/>
	Treated Softwood Unstained	TS	<input type="checkbox"/>
	Douglas Fir	DF	<input type="checkbox"/>
	FSC Hardwood Iroko	HI	<input type="checkbox"/>
	Recycled Plastic - Black	RP-BK	<input type="checkbox"/>
	Recycled Plastic - Grey	RP-GY	<input type="checkbox"/>
	Recycled Plastic - Green	RP-GN	<input type="checkbox"/>
Recycled Plastic - Brown	RP-BR	<input type="checkbox"/>	

METAL FINISH	Aluminium Powder Coated	APC	<input type="checkbox"/>	
	Galvanised	GL	<input checked="" type="checkbox"/>	
	Galvanised and Powder Coated	GPC	<input checked="" type="checkbox"/>	
	Zinc Plated and Powder Coated	PPC	<input type="checkbox"/>	
	Stainless Steel	SS-304/316	<input type="checkbox"/>	
	TOP TYPE	Apex Top	AT	<input type="checkbox"/>
		Chamfer Top	CT	<input type="checkbox"/>
		Dome Top	DT	<input type="checkbox"/>
		Flat Top	FT	<input type="checkbox"/>
		Open Top	OT	<input type="checkbox"/>
Slant Top	ST	<input type="checkbox"/>		

CANOPY COLOUR	Black	502-8450	<input checked="" type="checkbox"/>	BK	<input checked="" type="checkbox"/>
	White	502-8102	<input checked="" type="checkbox"/>	WT	<input checked="" type="checkbox"/>
	Champagne	502-8341	<input checked="" type="checkbox"/>	CP	<input checked="" type="checkbox"/>
	Concrete	502-2167	<input checked="" type="checkbox"/>	CC	<input checked="" type="checkbox"/>
	Boulder	502-2171	<input checked="" type="checkbox"/>	BO	<input checked="" type="checkbox"/>
	Navy	502-1125	<input checked="" type="checkbox"/>	NV	<input checked="" type="checkbox"/>
	Midnight Blue	502-2161	<input checked="" type="checkbox"/>	MB	<input checked="" type="checkbox"/>
	Poppy	502-8255	<input checked="" type="checkbox"/>	PP	<input checked="" type="checkbox"/>
	Mandarin	502-8204	<input checked="" type="checkbox"/>	MA	<input checked="" type="checkbox"/>
	Buttercup	502-2166	<input checked="" type="checkbox"/>	BC	<input checked="" type="checkbox"/>
Tennis	502-8056	<input checked="" type="checkbox"/>	TN	<input checked="" type="checkbox"/>	