

SHELDON BOLLARD

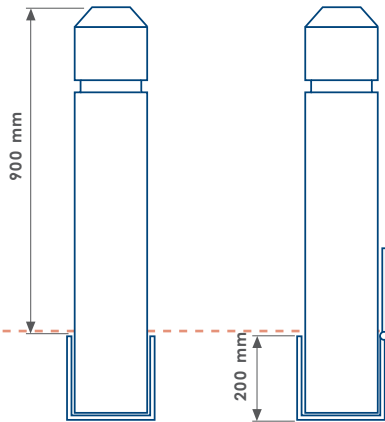
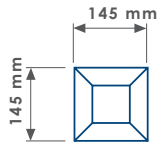
SBD301



SBD301/A/TRC4/GL

EXTERNAL FURNITURE SOLUTIONS

LANGLEYDESIGN



CODING METHOD

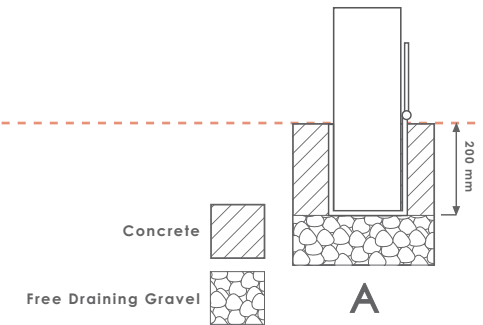
PRODUCT CODE	FIXING METHOD	SLAT MATERIAL	METAL FINISH	TOP TYPE
SBD301	A	TRC4	GL	CT

* Technical drawings not to scale

NOTE-

- Site Engineer to determine suitable fixing method.
- Fixing bolts by others - 12 mm dia. holes (use M10 bolts).
- Size of concrete foundation and concrete mix to be determined on site taking ground conditions into account (Suggested minimum size 450 mm x 450 mm x 200 mm).
- Padlock by others.

FINISHED GRADE



SHELDON BOLLARD SBD301

PRODUCT DIMENSIONS	HEIGHT	900 mm	LENGTH	145 mm	WIDTH	145 mm	WEIGHT	CAPACITY	SEAT HEIGHT	OVERALL HEIGHT	1100 mm
--------------------	--------	--------	--------	--------	-------	--------	--------	----------	-------------	----------------	---------

FIXING OPTION	Direct Embedment/Root Fix	A	<input checked="" type="checkbox"/>	SLAT MATERIAL	Treated Redwood Class 3 Unstained	TRC3	<input checked="" type="checkbox"/>	METAL FINISH	Aluminium Powder Coated	APC	<input type="checkbox"/>	CONCRETE COLOUR	Concrete Colour - Light Grey	LG	<input type="checkbox"/>	
	Below Finished Grade Base Fix	B	<input type="checkbox"/>		Treated Redwood Class 3 Stained Dark Oak	TRC3-DO	<input checked="" type="checkbox"/>		Galvanised	GL	<input checked="" type="checkbox"/>		Concrete Colour - White	WT	<input type="checkbox"/>	
	Surface Mount	C	<input type="checkbox"/>		Treated Redwood Class 4 Unstained	TRC4	<input checked="" type="checkbox"/>		Galvanised and Powder Coated	GPC	<input type="checkbox"/>		Concrete Colour - Buff	BF	<input type="checkbox"/>	
	Plinth Mount - Buff Exposed Aggregate	D-BEA	<input type="checkbox"/>		Treated Redwood Class 4 Stained Dark Oak	TRC4-DO	<input checked="" type="checkbox"/>		Zinc Plated and Powder Coated	PPC	<input type="checkbox"/>		Concrete Colour - Black	BK	<input type="checkbox"/>	
	Plinth Mount - Buff Granite	D-BG	<input type="checkbox"/>		Treated Softwood Unstained	TS	<input type="checkbox"/>		Stainless Steel	SS-304/316	<input type="checkbox"/>		Concrete Colour - Red	RD	<input type="checkbox"/>	
	Plinth Mount - Grey Granite	D-GG	<input type="checkbox"/>		Douglas Fir	DF	<input checked="" type="checkbox"/>		TOP TYPE	Apex Top	AT		<input type="checkbox"/>	Concrete Colour - Standard Grey	SG	<input type="checkbox"/>
	Free Standing	FS	<input type="checkbox"/>		FSC Hardwood Iroko	HI	<input checked="" type="checkbox"/>			Chamfer Top	CT		<input type="checkbox"/>	Concrete Colour - Non Standard	NS	<input type="checkbox"/>
	Free Standing with Base Weight	FS-BW	<input type="checkbox"/>		Recycled Plastic - Black	RP-BK	<input type="checkbox"/>			Dome Top	DT		<input checked="" type="checkbox"/>	Concrete Finish - Dressed Finish	DS	<input type="checkbox"/>
	Wall Mount	WM	<input type="checkbox"/>		Recycled Plastic - Grey	RP-GY	<input type="checkbox"/>			Flat Top	FT		<input checked="" type="checkbox"/>	Concrete Finish - Satin Shine	SH	<input type="checkbox"/>
	Non Standard	NS	<input type="checkbox"/>		Recycled Plastic - Green	RP-GN	<input type="checkbox"/>			Open Top	OT		<input type="checkbox"/>	Concrete Finish - Deluxe Polish (top)	DP	<input type="checkbox"/>
To BREEAM Standard	B06/B08	<input type="checkbox"/>	Recycled Plastic - Brown	RP-BR	<input type="checkbox"/>	Slant Top	ST	<input checked="" type="checkbox"/>		Concrete Finish - Textured Finish	TF	<input type="checkbox"/>				