

SHELDON BENCH

SBN304



SBN304/D-GG/TRC3-DO/GL

EXTERNAL FURNITURE SOLUTIONS

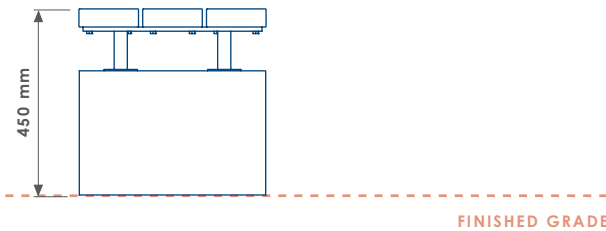
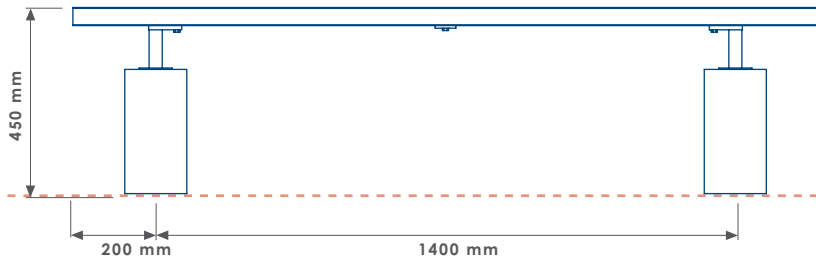
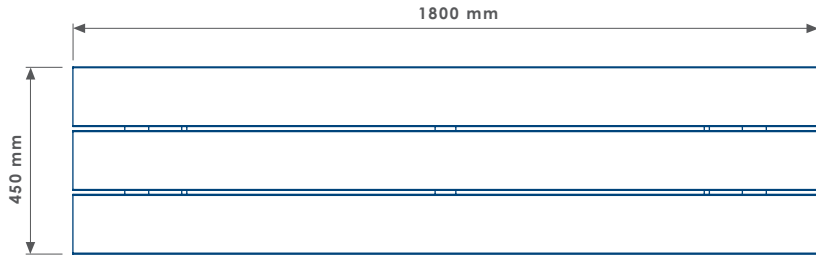
LANGLEYDESIGN

SHELDON BENCH

SBN304



SBN304/D-BEA/HI/GL



CODING METHOD				
PRODUCT CODE	FIXING METHOD	SLAT MATERIAL	METAL FINISH	OTHER
SBN304	D-GG	TRC3-DO	GL	

* Technical drawings not to scale

NOTE-

- Site Engineer to determine suitable fixing method.
- Option D can be resin bonded to a firm engineered finished grade.

SHELDON BENCH SBN304

PRODUCT DIMENSIONS	HEIGHT	450 mm	LENGTH	1800 mm	WIDTH	450 mm	WEIGHT	125 Kg	CAPACITY		SEAT HEIGHT		OTHER	
--------------------	--------	--------	--------	---------	-------	--------	--------	--------	----------	--	-------------	--	-------	--

FIXING OPTION	Direct Embedment/Root Fix	A	
	Below Finished Grade Base Fix	B	
	Surface Mount	C	
	Plinth Mount - Buff Exposed Aggregate	D-BEA	<input checked="" type="checkbox"/>
	Plinth Mount - Buff Granite	D-BG	<input checked="" type="checkbox"/>
	Plinth Mount - Grey Granite	D-GG	<input checked="" type="checkbox"/>
	Free Standing	FS	
	Free Standing with Base Weight	FS-BW	
	Wall Mount	WM	
	Non Standard	NS	
To BREEAM Standard	B06/B08		

SLAT MATERIAL	Treated Redwood Class 3 Unstained	TRC3	<input type="checkbox"/>
	Treated Redwood Class 3 Stained Dark Oak	TRC3-DO	<input checked="" type="checkbox"/>
	Treated Redwood Class 4 Unstained	TRC4	<input checked="" type="checkbox"/>
	Treated Redwood Class 4 Stained Dark Oak	TRC4-DO	<input checked="" type="checkbox"/>
	Treated Softwood Unstained	TS	
	Douglas Fir	DF	<input checked="" type="checkbox"/>
	FSC Hardwood Iroko	HI	<input checked="" type="checkbox"/>
	Recycled Plastic - Black	RP-BK	
	Recycled Plastic - Grey	RP-GY	
	Recycled Plastic - Green	RP-GN	
Recycled Plastic - Brown	RP-BR		

METAL FINISH	Aluminium Powder Coated	APC	
	Galvanised	GL	<input checked="" type="checkbox"/>
	Galvanised and Powder Coated	GPC	<input checked="" type="checkbox"/>
	Zinc Plated and Powder Coated	PPC	
	Stainless Steel	SS-304/316	<input checked="" type="checkbox"/>
	Apex Top	AT	
	Chamfer Top	CT	
	Dome Top	DT	
	Flat Top	FT	
	Open Top	OT	
Slant Top	ST		

CONCRETE COLOUR	Concrete Colour - Light Grey	LG	
	Concrete Colour - White	WT	
	Concrete Colour - Buff	BF	
	Concrete Colour - Black	BK	
	Concrete Colour - Red	RD	
	Concrete Colour - Standard Grey	SG	
	Concrete Colour - Non Standard	NS	
	Concrete Finish - Dressed Finish	DS	
	Concrete Finish - Satin Shine	SH	
	Concrete Finish - Deluxe Polish (top)	DP	
Concrete Finish - Textured Finish	TF		

SHELDON BENCH

SBN304-3200



SBN304-3200/D-GG/HI/SS-316

EXTERNAL FURNITURE SOLUTIONS

LANGLEYDESIGN

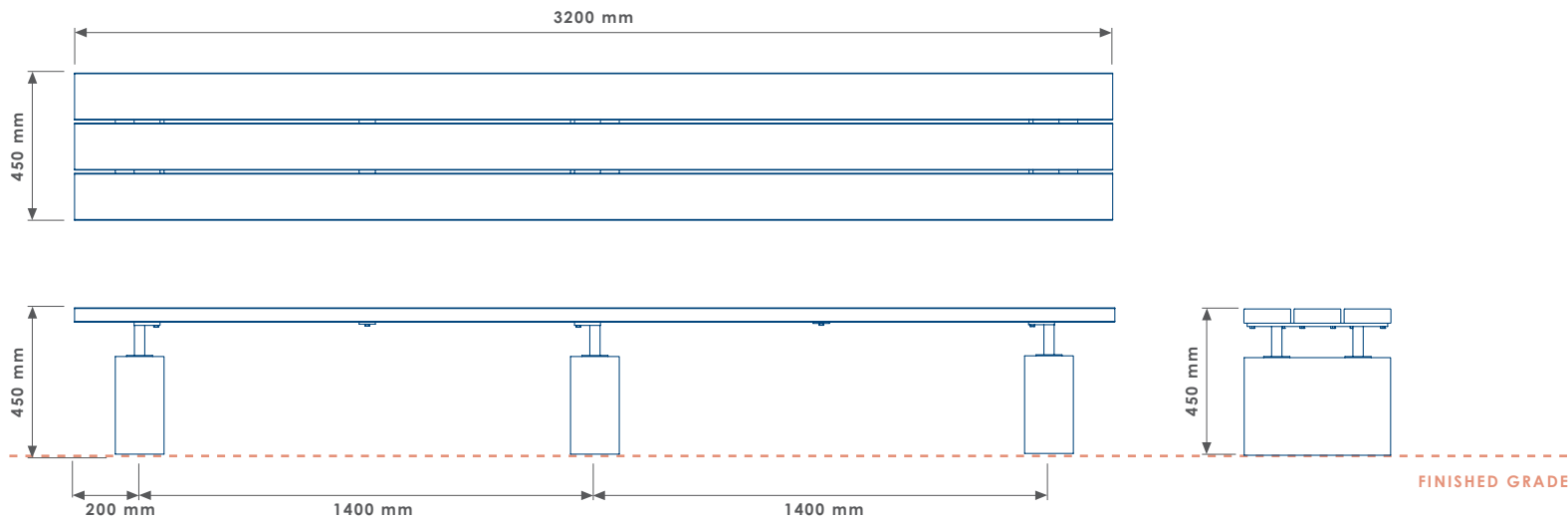
CODING METHOD

PRODUCT CODE	FIXING METHOD	SLAT MATERIAL	METAL FINISH	OTHER
SBN304-3200	D-GG	HI	SS-316	

* Technical drawings not to scale

NOTE-

- Site Engineer to determine suitable fixing method.
- Option D can be resin bonded to a firm engineered finished grade.
- When ordering please dictate overall length in the code (example: SBN304-3200) maximum 3200mm.



SHELDON BENCH SBN304-3200

PRODUCT DIMENSIONS		HEIGHT	450 mm	LENGTH	3200 mm	WIDTH	450 mm	WEIGHT	180 Kg	CAPACITY		SEAT HEIGHT		OTHER		
FIXING OPTION	Direct Embedment/Root Fix	A		SLAT MATERIAL	Treated Redwood Class 3 Unstained	TRC3	<input type="checkbox"/>	METAL FINISH	Aluminium Powder Coated	APC	<input type="checkbox"/>	CONCRETE COLOUR	Concrete Colour - Light Grey	LG	<input type="checkbox"/>	
	Below Finished Grade Base Fix	B			Treated Redwood Class 3 Stained Dark Oak	TRC3-DO	<input checked="" type="checkbox"/>		Galvanised	GL	<input checked="" type="checkbox"/>		Concrete Colour - White	WT	<input type="checkbox"/>	
	Surface Mount	C			Treated Redwood Class 4 Unstained	TRC4	<input checked="" type="checkbox"/>		Galvanised and Powder Coated	GPC	<input checked="" type="checkbox"/>		Concrete Colour - Buff	BF	<input type="checkbox"/>	
	Plinth Mount - Buff Exposed Aggregate	D-BEA	<input checked="" type="checkbox"/>		Treated Redwood Class 4 Stained Dark Oak	TRC4-DO	<input checked="" type="checkbox"/>		Zinc Plated and Powder Coated	PPC	<input type="checkbox"/>		Concrete Colour - Black	BK	<input type="checkbox"/>	
	Plinth Mount - Buff Granite	D-BG	<input checked="" type="checkbox"/>		Treated Softwood Unstained	TS	<input type="checkbox"/>		Stainless Steel	SS-304/316	<input checked="" type="checkbox"/>		Concrete Colour - Red	RD	<input type="checkbox"/>	
	Plinth Mount - Grey Granite	D-GG	<input checked="" type="checkbox"/>		Douglas Fir	DF	<input checked="" type="checkbox"/>		TOP TYPE	Apex Top	AT		<input type="checkbox"/>	Concrete Colour - Standard Grey	SG	<input type="checkbox"/>
	Free Standing	FS	<input type="checkbox"/>		FSC Hardwood Iroko	HI	<input checked="" type="checkbox"/>			Chamfer Top	CT		<input type="checkbox"/>	Concrete Colour - Non Standard	NS	<input type="checkbox"/>
	Free Standing with Base Weight	FS-BW	<input type="checkbox"/>		Recycled Plastic - Black	RP-BK	<input type="checkbox"/>			Dome Top	DT		<input type="checkbox"/>	Concrete Finish - Dressed Finish	DS	<input type="checkbox"/>
	Wall Mount	WM	<input type="checkbox"/>		Recycled Plastic - Grey	RP-GY	<input type="checkbox"/>			Flat Top	FT		<input type="checkbox"/>	Concrete Finish - Satin Shine	SH	<input type="checkbox"/>
	Non Standard	NS	<input type="checkbox"/>		Recycled Plastic - Green	RP-GN	<input type="checkbox"/>			Open Top	OT		<input type="checkbox"/>	Concrete Finish - Deluxe Polish (top)	DP	<input type="checkbox"/>
To BREEAM Standard	B06/B08	<input type="checkbox"/>	Recycled Plastic - Brown	RP-BR	<input type="checkbox"/>	Slant Top	ST	<input type="checkbox"/>		Concrete Finish - Textured Finish	TF	<input type="checkbox"/>				