

SHELDON BENCH

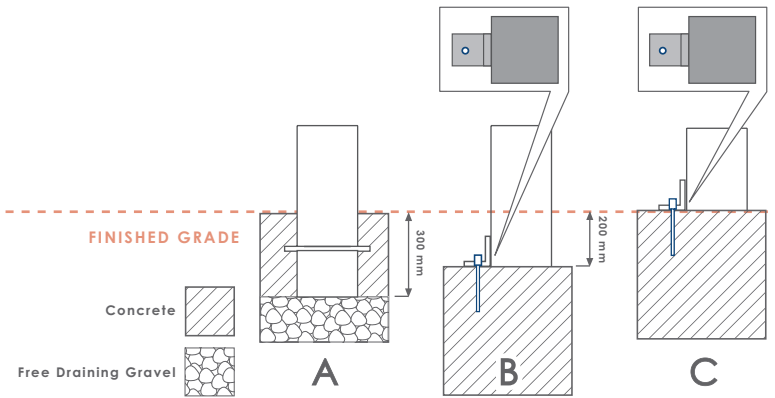
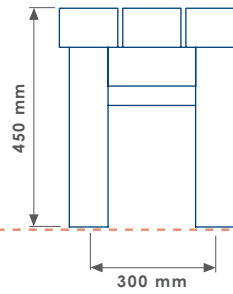

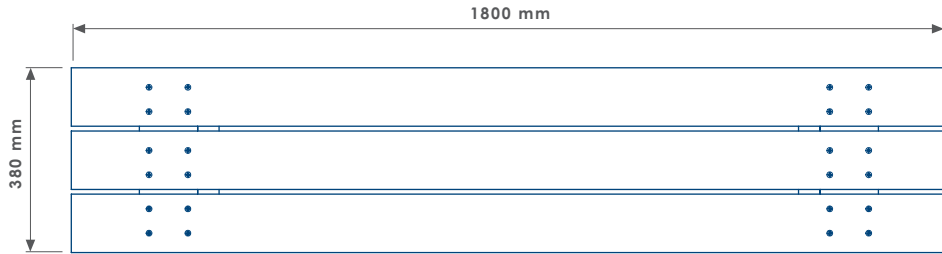
SBN309



SBN309/A/TRC3-DO

EXTERNAL FURNITURE SOLUTIONS

LANGLEYDESIGN



CODING METHOD				
PRODUCT CODE	FIXING METHOD	SLAT MATERIAL	METAL FINISH	OTHER
SBN309	A	TRC3-DO		

* Technical drawings not to scale

NOTE-

- Site Engineer to determine suitable fixing method.
- Fixing bolts by others - 12 mm dia. holes (use M10 bolts).
- Size of concrete foundation and concrete mix to be determined on site taking ground conditions into account. (Suggested minimum size 450 mm x 450 mm x 450 mm)

SHELDON BENCH SBN309

PRODUCT DIMENSIONS	HEIGHT	450 mm	LENGTH	1800 mm	WIDTH	380 mm	WEIGHT	32 Kg	CAPACITY		SEAT HEIGHT		OTHER	
--------------------	--------	--------	--------	---------	-------	--------	--------	-------	----------	--	-------------	--	-------	--

FIXING OPTION	Direct Embedment/Root Fix	A	<input checked="" type="checkbox"/>
	Below Finished Grade Base Fix	B	<input checked="" type="checkbox"/>
	Surface Mount	C	<input checked="" type="checkbox"/>
	Plinth Mount - Buff Exposed Aggregate	D-BEA	<input type="checkbox"/>
	Plinth Mount - Buff Granite	D-BG	<input type="checkbox"/>
	Plinth Mount - Grey Granite	D-GG	<input type="checkbox"/>
	Free Standing	FS	<input type="checkbox"/>
	Free Standing with Base Weight	FS-BW	<input type="checkbox"/>
	Wall Mount	WM	<input type="checkbox"/>
	Non Standard	NS	<input type="checkbox"/>
To BREEAM Standard	B06/B08	<input type="checkbox"/>	

SLAT MATERIAL	Treated Redwood Class 3 Unstained	TRC3	<input checked="" type="checkbox"/>
	Treated Redwood Class 3 Stained Dark Oak	TRC3-DO	<input checked="" type="checkbox"/>
	Treated Redwood Class 4 Unstained	TRC4	<input checked="" type="checkbox"/>
	Treated Redwood Class 4 Stained Dark Oak	TRC4-DO	<input checked="" type="checkbox"/>
	Treated Softwood Unstained	TS	<input type="checkbox"/>
	Douglas Fir	DF	<input checked="" type="checkbox"/>
	FSC Hardwood Iroko	HI	<input checked="" type="checkbox"/>
	Recycled Plastic - Black	RP-BK	<input type="checkbox"/>
	Recycled Plastic - Grey	RP-GY	<input type="checkbox"/>
	Recycled Plastic - Green	RP-GN	<input type="checkbox"/>
Recycled Plastic - Brown	RP-BR	<input type="checkbox"/>	

METAL FINISH	Aluminium Powder Coated	APC	<input type="checkbox"/>	
	Galvanised	GL	<input type="checkbox"/>	
	Galvanised and Powder Coated	GPC	<input type="checkbox"/>	
	Zinc Plated and Powder Coated	PPC	<input type="checkbox"/>	
	Stainless Steel	SS-304/316	<input type="checkbox"/>	
	TOP TYPE	Apex Top	AT	<input type="checkbox"/>
		Chamfer Top	CT	<input type="checkbox"/>
		Dome Top	DT	<input type="checkbox"/>
		Flat Top	FT	<input type="checkbox"/>
		Open Top	OT	<input type="checkbox"/>
Slant Top	ST	<input type="checkbox"/>		

CONCRETE COLOUR	Concrete Colour - Light Grey	LG	<input type="checkbox"/>	
	Concrete Colour - White	WT	<input type="checkbox"/>	
	Concrete Colour - Buff	BF	<input type="checkbox"/>	
	Concrete Colour - Black	BK	<input type="checkbox"/>	
	Concrete Colour - Red	RD	<input type="checkbox"/>	
	Concrete Colour - Standard Grey	SG	<input type="checkbox"/>	
	Concrete Colour - Non Standard	NS	<input type="checkbox"/>	
	FINISH	Concrete Finish - Dressed Finish	DS	<input type="checkbox"/>
		Concrete Finish - Satin Shine	SH	<input type="checkbox"/>
		Concrete Finish - Deluxe Polish (top)	DP	<input type="checkbox"/>
Concrete Finish - Textured Finish	TF	<input type="checkbox"/>		