

SHELDON BENCH

SBN310



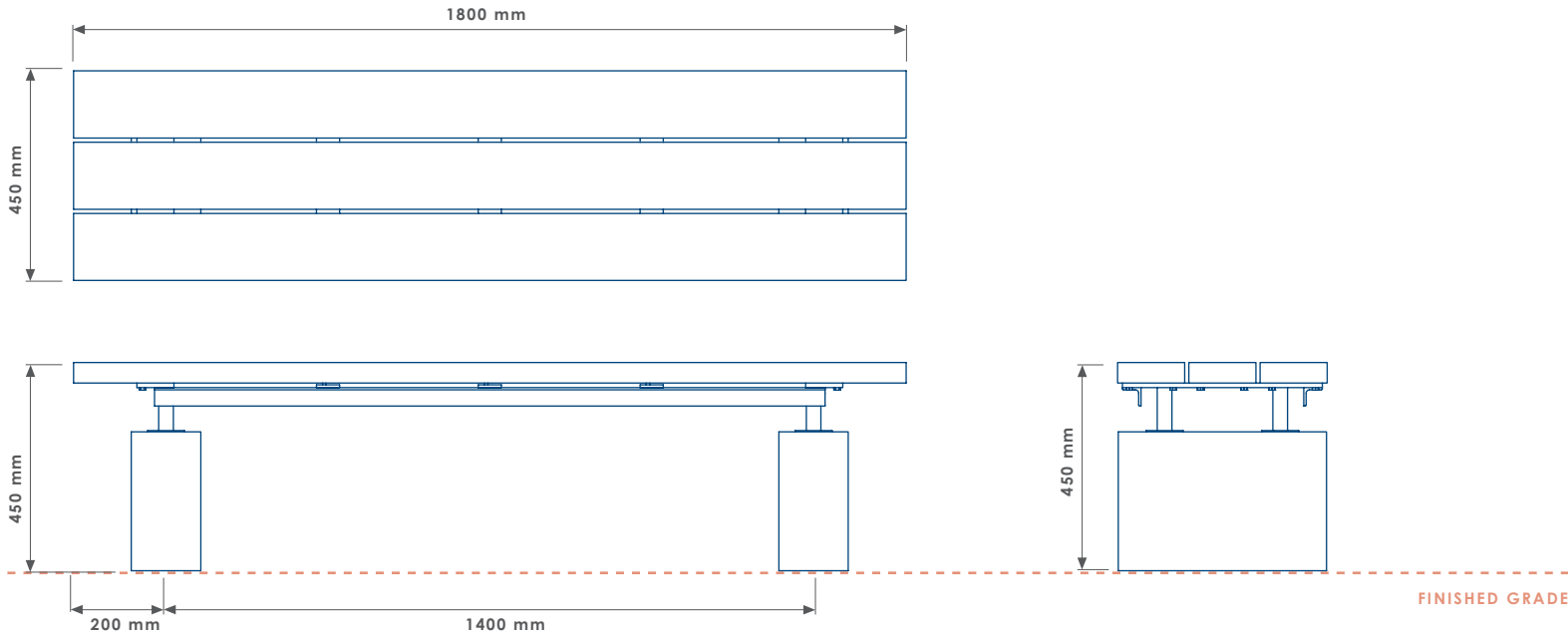
SBN310/D-GG/RP-BK/GL

EXTERNAL FURNITURE SOLUTIONS

LANGLEYDESIGN



SBN310/D-GG/RP-GN/GL



CODING METHOD				
PRODUCT CODE	FIXING METHOD	SLAT MATERIAL	METAL FINISH	OTHER
SBN310	D-GG	RP-BK	GL	

* Technical drawings not to scale

NOTE-

- Site Engineer to determine suitable fixing method.
- Option D can be resin bonded to a firm engineered finished grade.

SHELDON BENCH SBN310

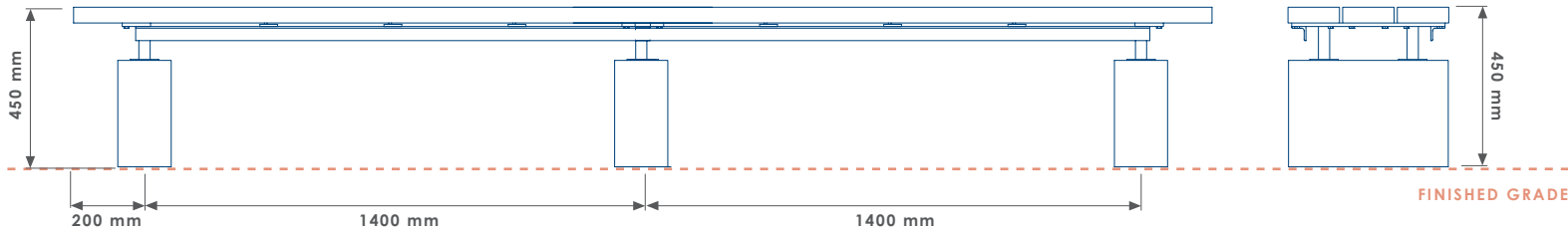
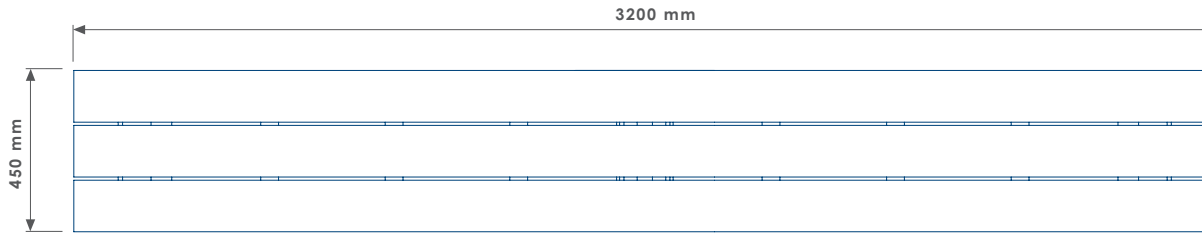
PRODUCT DIMENSIONS		HEIGHT	450 mm	LENGTH	1800 mm	WIDTH	450 mm	WEIGHT	135 Kg	CAPACITY		SEAT HEIGHT		OTHER		
FIXING OPTION	Direct Embedment/Root Fix	A		SLAT MATERIAL	Treated Redwood Class 3 Unstained	TRC3		METAL FINISH	Aluminium Powder Coated	APC		CONCRETE COLOUR	Concrete Colour - Light Grey	LG		
	Below Finished Grade Base Fix	B			Treated Redwood Class 3 Stained Dark Oak	TRC3-DO			Galvanised	GL	<input checked="" type="checkbox"/>		Concrete Colour - White	WT		
	Surface Mount	C			Treated Redwood Class 4 Unstained	TRC4			Galvanised and Powder Coated	GPC	<input checked="" type="checkbox"/>		Concrete Colour - Buff	BF		
	Plinth Mount - Buff Exposed Aggregate	D-BEA	<input checked="" type="checkbox"/>		Treated Redwood Class 4 Stained Dark Oak	TRC4-DO			Zinc Plated and Powder Coated	PPC			Concrete Colour - Black	BK		
	Plinth Mount - Buff Granite	D-BG	<input checked="" type="checkbox"/>		Treated Softwood Unstained	TS			Stainless Steel	SS-304/316	<input checked="" type="checkbox"/>		Concrete Colour - Red	RD		
	Plinth Mount - Grey Granite	D-GG	<input checked="" type="checkbox"/>		Douglas Fir	DF			TOP TYPE	Apex Top	AT			Concrete Colour - Standard Grey	SG	
	Free Standing	FS			FSC Hardwood Iroko	HI				Chamfer Top	CT			Concrete Colour - Non Standard	NS	
	Free Standing with Base Weight	FS-BW			Recycled Plastic - Black	RP-BK	<input checked="" type="checkbox"/>			Dome Top	DT			Concrete Finish - Dressed Finish	DS	
	Wall Mount	WM			Recycled Plastic - Grey	RP-GY	<input checked="" type="checkbox"/>			Flat Top	FT			Concrete Finish - Satin Shine	SH	
	Non Standard	NS			Recycled Plastic - Green	RP-GN	<input checked="" type="checkbox"/>			Open Top	OT			Concrete Finish - Deluxe Polish (top)	DP	
To BREEAM Standard	B06/B08		Recycled Plastic - Brown	RP-BR	<input checked="" type="checkbox"/>	Slant Top	ST			Concrete Finish - Textured Finish	TF					

SHELDON BENCH

SBN310-3200



SBN310-3200/D-GG/RP-GY/GL



CODING METHOD				
PRODUCT CODE	FIXING METHOD	SLAT MATERIAL	METAL FINISH	OTHER
SBN310-3200	D-GG	RP-GY	GL	

* Technical drawings not to scale

NOTE-

- Site Engineer to determine suitable fixing method.
- Option D can be resin bonded to a firm engineered finished grade.

SHELDON BENCH SBN310-3200

PRODUCT DIMENSIONS	HEIGHT	450 mm	LENGTH	3200 mm	WIDTH	450 mm	WEIGHT	215 Kg	CAPACITY		SEAT HEIGHT		OTHER	
---------------------------	--------	--------	--------	---------	-------	--------	--------	--------	----------	--	-------------	--	-------	--

FIXING OPTION	Direct Embedment/Root Fix	A	
	Below Finished Grade Base Fix	B	
	Surface Mount	C	
	Plinth Mount - Buff Exposed Aggregate	D-BEA	<input checked="" type="checkbox"/>
	Plinth Mount - Buff Granite	D-BG	<input checked="" type="checkbox"/>
	Plinth Mount - Grey Granite	D-GG	<input checked="" type="checkbox"/>
	Free Standing	FS	
	Free Standing with Base Weight	FS-BW	
	Wall Mount	WM	
	Non Standard	NS	
To BREEAM Standard	B06/B08		

SLAT MATERIAL	Treated Redwood Class 3 Unstained	TRC3	
	Treated Redwood Class 3 Stained Dark Oak	TRC3-DO	
	Treated Redwood Class 4 Unstained	TRC4	
	Treated Redwood Class 4 Stained Dark Oak	TRC4-DO	
	Treated Softwood Unstained	TS	
	Douglas Fir	DF	
	FSC Hardwood Iroko	HI	
	Recycled Plastic - Black	RP-BK	<input checked="" type="checkbox"/>
	Recycled Plastic - Grey	RP-GY	<input checked="" type="checkbox"/>
	Recycled Plastic - Green	RP-GN	<input checked="" type="checkbox"/>
Recycled Plastic - Brown	RP-BR	<input checked="" type="checkbox"/>	

METAL FINISH	Aluminium Powder Coated	APC		
	Galvanised	GL	<input checked="" type="checkbox"/>	
	Galvanised and Powder Coated	GPC	<input checked="" type="checkbox"/>	
	Zinc Plated and Powder Coated	PPC		
	Stainless Steel	SS-304/316	<input checked="" type="checkbox"/>	
	TOP TYPE	Apex Top	AT	
		Chamfer Top	CT	
		Dome Top	DT	
		Flat Top	FT	
		Open Top	OT	
Slant Top	ST			

CONCRETE COLOUR	Concrete Colour - Light Grey	LG		
	Concrete Colour - White	WT		
	Concrete Colour - Buff	BF		
	Concrete Colour - Black	BK		
	Concrete Colour - Red	RD		
	Concrete Colour - Standard Grey	SG		
	Concrete Colour - Non Standard	NS		
	FINISH	Concrete Finish - Dressed Finish	DS	
		Concrete Finish - Satin Shine	SH	
		Concrete Finish - Deluxe Polish (top)	DP	
Concrete Finish - Textured Finish	TF			