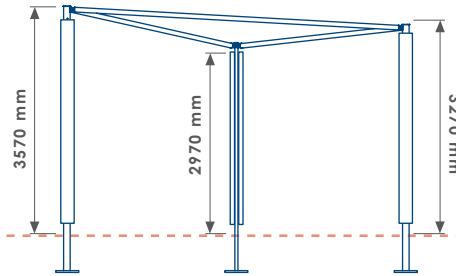
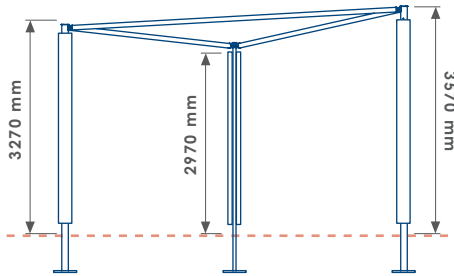
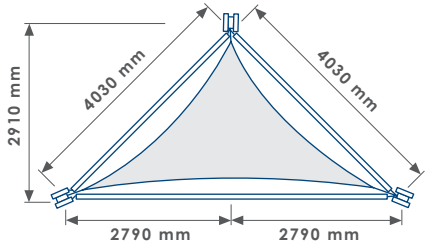
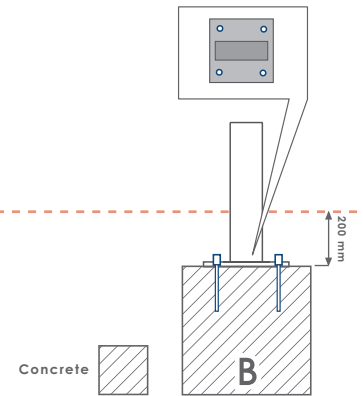




SPG308/B/TRC3/GL/286



FINISHED GRADE



CODING METHOD				
PRODUCT CODE	FIXING METHOD	SLAT MATERIAL	METAL FINISH	CANOPY COLOUR
SPG308	B	TRC3	GL	WT

* Technical drawings not to scale

NOTE-

- Site Engineer to determine suitable fixing method.
- Fixing bolts by others - 14 mm dia. holes (use M12 bolts).
- Size of concrete foundation and concrete mix to be determined on site, taking ground conditions into account and local wind and snow loads.

SHELDON SOLAR SHADING SPG308

PRODUCT DIMENSIONS	HEIGHT	3570 mm	LENGTH	5580 mm	WIDTH	2910 mm	WEIGHT	400 Kg	CAPACITY		SEAT HEIGHT	
---------------------------	---------------	---------	---------------	---------	--------------	---------	---------------	--------	-----------------	--	--------------------	--

FIXING OPTION	Direct Embedment/Root Fix	A	<input type="checkbox"/>
	Below Finished Grade Base Fix	B	<input checked="" type="checkbox"/>
	Surface Mount	C	<input type="checkbox"/>
	Plinth Mount - Buff Exposed Aggregate	D-BEA	<input type="checkbox"/>
	Plinth Mount - Buff Granite	D-BG	<input type="checkbox"/>
	Plinth Mount - Grey Granite	D-GG	<input type="checkbox"/>
	Free Standing	FS	<input type="checkbox"/>
	Free Standing with Base Weight	FS-BW	<input type="checkbox"/>
	Wall Mount	WM	<input type="checkbox"/>
	Non Standard	NS	<input type="checkbox"/>
To BREEAM Standard	B06/B08	<input type="checkbox"/>	

SLAT MATERIAL	Treated Redwood Class 3 Unstained	TRC3	<input type="checkbox"/>
	Treated Redwood Class 3 Stained Dark Oak	TRC3-DO	<input checked="" type="checkbox"/>
	Treated Redwood Class 4 Unstained	TRC4	<input type="checkbox"/>
	Treated Redwood Class 4 Stained Dark Oak	TRC4-DO	<input checked="" type="checkbox"/>
	Treated Softwood Unstained	TS	<input type="checkbox"/>
	Douglas Fir	DF	<input checked="" type="checkbox"/>
	FSC Hardwood Iroko	HI	<input checked="" type="checkbox"/>
	Recycled Plastic - Black	RP-BK	<input type="checkbox"/>
	Recycled Plastic - Grey	RP-GY	<input type="checkbox"/>
	Recycled Plastic - Green	RP-GN	<input type="checkbox"/>
Recycled Plastic - Brown	RP-BR	<input type="checkbox"/>	

METAL FINISH	Aluminium Powder Coated	APC	<input type="checkbox"/>
	Galvanised	GL	<input checked="" type="checkbox"/>
	Galvanised and Powder Coated	GPC	<input checked="" type="checkbox"/>
	Zinc Plated and Powder Coated	PPC	<input type="checkbox"/>
	Stainless Steel	SS-304/316	<input checked="" type="checkbox"/>
	Apex Top	AT	<input type="checkbox"/>
	Chamfer Top	CT	<input type="checkbox"/>
	Dome Top	DT	<input type="checkbox"/>
	Flat Top	FT	<input type="checkbox"/>
	Open Top	OT	<input type="checkbox"/>
Slant Top	ST	<input type="checkbox"/>	

CANOPY COLOUR	Black	502-8450	<input type="checkbox"/>	BK	<input checked="" type="checkbox"/>
	White	502-8102	<input type="checkbox"/>	WT	<input checked="" type="checkbox"/>
	Champagne	502-8341	<input type="checkbox"/>	CP	<input checked="" type="checkbox"/>
	Concrete	502-2167	<input type="checkbox"/>	CC	<input checked="" type="checkbox"/>
	Boulder	502-2171	<input type="checkbox"/>	BO	<input checked="" type="checkbox"/>
	Navy	502-1125	<input type="checkbox"/>	NV	<input checked="" type="checkbox"/>
	Midnight Blue	502-2161	<input type="checkbox"/>	MB	<input checked="" type="checkbox"/>
	Poppy	502-8255	<input type="checkbox"/>	PP	<input checked="" type="checkbox"/>
	Mandarin	502-8204	<input type="checkbox"/>	MA	<input checked="" type="checkbox"/>
	Buttercup	502-2166	<input type="checkbox"/>	BC	<input checked="" type="checkbox"/>
Tennis	502-8056	<input type="checkbox"/>	TN	<input checked="" type="checkbox"/>	