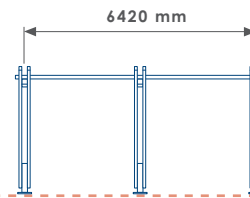
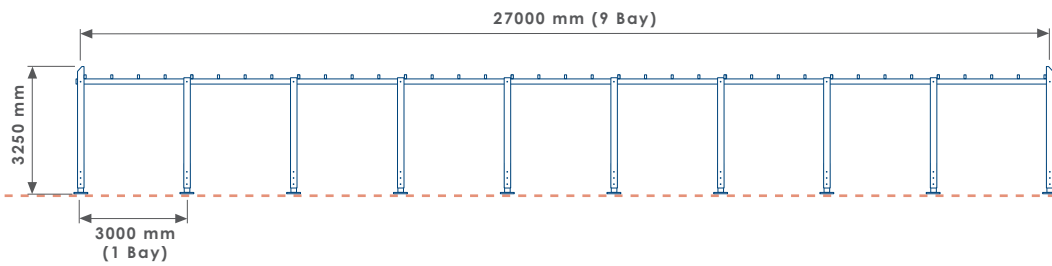
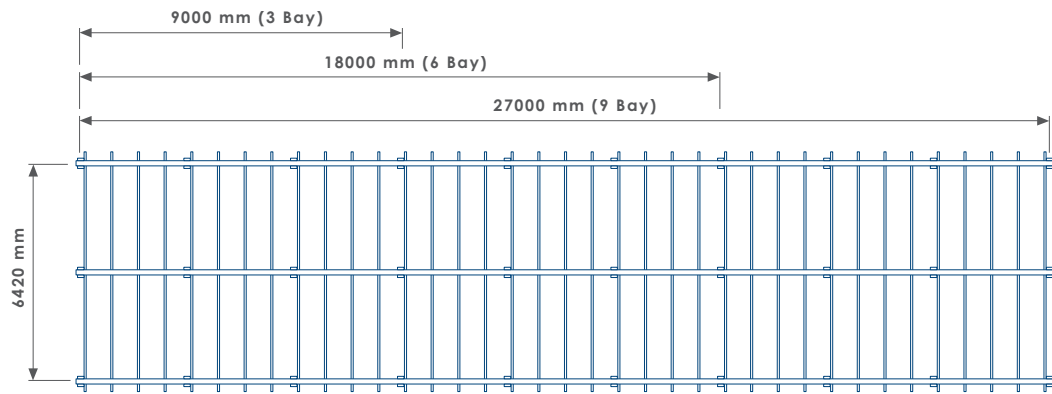
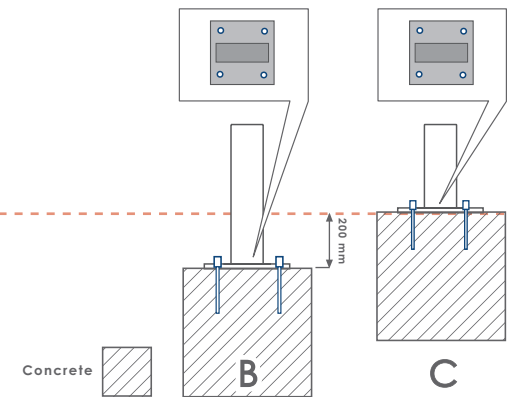




SPG319/B/HI/GL/9 BAY



FINISHED GRADE



CODING METHOD

PRODUCT CODE	FIXING METHOD	SLAT MATERIAL	METAL FINISH	NUMBER OF BAYS
SPG319	B	HI	GL	9

* Technical drawings not to scale

NOTE-

- Site Engineer to determine suitable fixing method.
- Fixing bolts by others - 14 mm dia. holes (use M12 bolts).
- Size of concrete foundation and concrete mix to be determined on site taking ground conditions into account and any risk of wind exposure.

SHELDON PERGOLA SPG319

PRODUCT DIMENSIONS	HEIGHT	3250 mm	LENGTH	27000 mm	WIDTH	6420 mm	WEIGHT		CAPACITY		SEAT HEIGHT	
--------------------	--------	---------	--------	----------	-------	---------	--------	--	----------	--	-------------	--

FIXING OPTION	Direct Embedment/Root Fix	A	
	Below Finished Grade Base Fix	B	<input checked="" type="checkbox"/>
	Surface Mount	C	<input checked="" type="checkbox"/>
	Plinth Mount - Buff Exposed Aggregate	D-BEA	
	Plinth Mount - Buff Granite	D-BG	
	Plinth Mount - Grey Granite	D-GG	
	Free Standing	FS	
	Free Standing with Base Weight	FS-BW	
	Wall Mount	WM	
	Non Standard	NS	
To BREEAM Standard	B06/B08		

SLAT MATERIAL	Treated Redwood Class 3 Unstained	TRC3	<input type="checkbox"/>
	Treated Redwood Class 3 Stained Dark Oak	TRC3-DO	<input checked="" type="checkbox"/>
	Treated Redwood Class 4 Unstained	TRC4	<input checked="" type="checkbox"/>
	Treated Redwood Class 4 Stained Dark Oak	TRC4-DO	<input checked="" type="checkbox"/>
	Treated Softwood Unstained	TS	
	Douglas Fir	DF	<input checked="" type="checkbox"/>
	FSC Hardwood Iroko	HI	<input checked="" type="checkbox"/>
	Recycled Plastic - Black	RP-BK	
	Recycled Plastic - Grey	RP-GY	
	Recycled Plastic - Green	RP-GN	
Recycled Plastic - Brown	RP-BR		

METAL FINISH	Aluminium Powder Coated	APC	
	Galvanised	GL	<input checked="" type="checkbox"/>
	Galvanised and Powder Coated	GPC	<input checked="" type="checkbox"/>
	Zinc Plated and Powder Coated	PPC	
	Stainless Steel	SS-304/316	<input checked="" type="checkbox"/>
	Apex Top	AT	
	Chamfer Top	CT	
	Dome Top	DT	
	Flat Top	FT	
	Open Top	OT	
Slant Top	ST		

CANOPY COLOUR	Black	502-8450	<input type="checkbox"/>	BK	
	White	502-8102	<input type="checkbox"/>	WT	
	Champagne	502-8341	<input type="checkbox"/>	CP	
	Concrete	502-2167	<input type="checkbox"/>	CC	
	Boulder	502-2171	<input type="checkbox"/>	BO	
	Navy	502-1125	<input type="checkbox"/>	NV	
	Midnight Blue	502-2161	<input type="checkbox"/>	MB	
	Poppy	502-8255	<input type="checkbox"/>	PP	
	Mandarin	502-8204	<input type="checkbox"/>	MA	
	Buttercup	502-2166	<input type="checkbox"/>	BC	
Tennis	502-8056	<input type="checkbox"/>	TN		