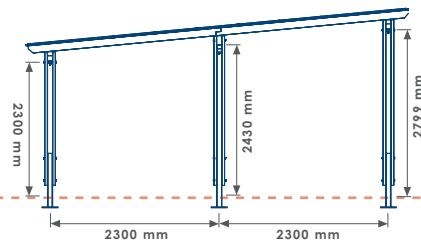
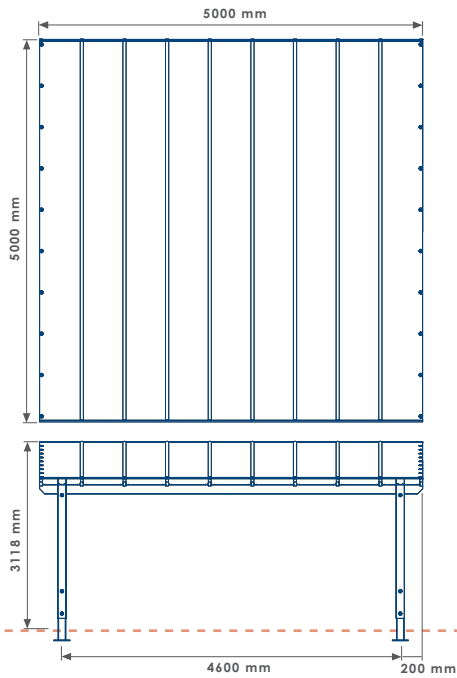




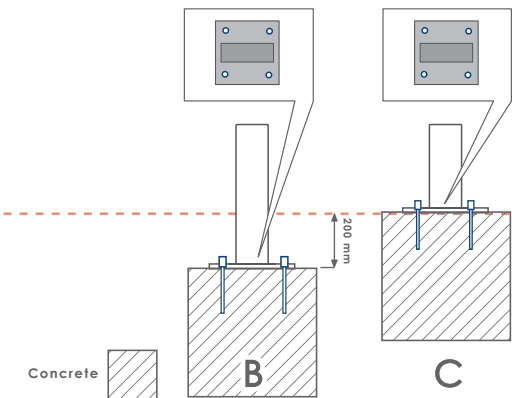
SPG326/B/TRC3/GPC



SPG326/B/TRC3/GPC



FINISHED GRADE



CODING METHOD				
PRODUCT CODE	FIXING METHOD	SLAT MATERIAL	METAL FINISH	NUMBER OF BAYS
SPG326	B	TRC3	GPC	1

\* Technical drawings not to scale

**NOTE-**

- Site Engineer to determine suitable fixing method.
- Fixing bolts by others - 14 mm dia. holes (use M12 bolts).
- Size of concrete foundation and concrete mix to be determined on site, taking ground conditions into account and local wind and snow loads.
- Galvanised steel guttering option available at extra cost.
- 6m<sup>2</sup> canopy option is also available.

# SHELDON SHELTER SPG326

<b>PRODUCT DIMENSIONS</b>	<b>HEIGHT</b>	<b>3118 mm</b>	<b>LENGTH</b>	<b>6000 mm</b>	<b>WIDTH</b>	<b>5995 mm</b>	<b>WEIGHT</b>		<b>CAPACITY</b>		<b>SEAT HEIGHT</b>	
---------------------------	---------------	----------------	---------------	----------------	--------------	----------------	---------------	--	-----------------	--	--------------------	--

FIXING OPTION	Direct Embedment/Root Fix	A
	Below Finished Grade Base Fix	B <input checked="" type="checkbox"/>
	Surface Mount	C <input checked="" type="checkbox"/>
	Plinth Mount - Buff Exposed Aggregate	D-BEA
	Plinth Mount - Buff Granite	D-BG
	Plinth Mount - Grey Granite	D-GG
	Free Standing	FS
	Free Standing with Base Weight	FS-BW
	Wall Mount	WM
	Non Standard	NS
To BREEAM Standard	B06/B08	

SLAT MATERIAL	Treated Redwood Class 3 Unstained	TRC3
	Treated Redwood Class 3 Stained Dark Oak	TRC3-DO <input checked="" type="checkbox"/>
	Treated Redwood Class 4 Unstained	TRC4 <input checked="" type="checkbox"/>
	Treated Redwood Class 4 Stained Dark Oak	TRC4-DO <input checked="" type="checkbox"/>
	Treated Softwood Unstained	TS
	Douglas Fir	DF <input checked="" type="checkbox"/>
	FSC Hardwood Iroko	HI <input checked="" type="checkbox"/>
	Recycled Plastic - Black	RP-BK
	Recycled Plastic - Grey	RP-GY
	Recycled Plastic - Green	RP-GN
Recycled Plastic - Brown	RP-BR	

METAL FINISH	Aluminium Powder Coated	APC	
	Galvanised	GL <input checked="" type="checkbox"/>	
	Galvanised and Powder Coated	GPC <input checked="" type="checkbox"/>	
	Zinc Plated and Powder Coated	PPC	
	Stainless Steel	SS-304/316 <input checked="" type="checkbox"/>	
	TOP TYPE	Apex Top	AT
		Chamfer Top	CT
		Dome Top	DT
		Flat Top	FT
		Open Top	OT
Slant Top		ST	

CANOPY COLOUR	Black	502-8450	<input checked="" type="checkbox"/>	BK
	White	502-8102	<input type="checkbox"/>	WT
	Champagne	502-8341	<input type="checkbox"/>	CP
	Concrete	502-2167	<input type="checkbox"/>	CC
	Boulder	502-2171	<input type="checkbox"/>	BO
	Navy	502-1125	<input type="checkbox"/>	NV
	Midnight Blue	502-2161	<input type="checkbox"/>	MB
	Poppy	502-8255	<input type="checkbox"/>	PP
	Mandarin	502-8204	<input type="checkbox"/>	MA
	Buttercup	502-2166	<input type="checkbox"/>	BC
Tennis	502-8056	<input type="checkbox"/>	TN	