

SHELDON PICNIC TABLE

SPT300



SPT300/A/TRC3-DO/GL

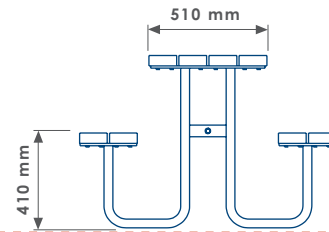
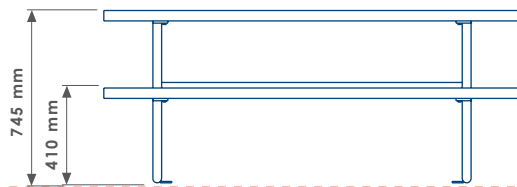
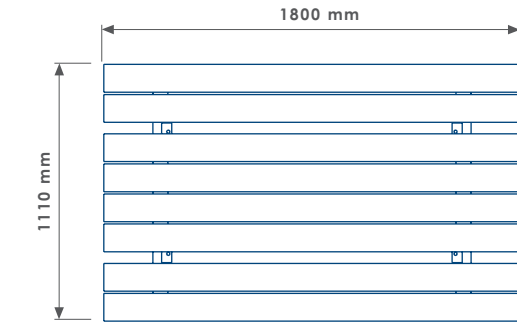
CODING METHOD

PRODUCT CODE	FIXING METHOD	SLAT MATERIAL	METAL FINISH	OTHER
SPT300	A	TRC3-DO	GL	

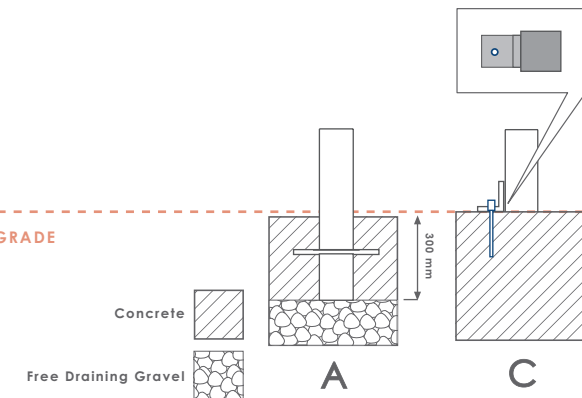
* Technical drawings not to scale

NOTE-

- Site Engineer to determine suitable fixing method.
- Fixing bolts by others - 12 mm dia. holes (use M10 bolts).
- If required Type A below ground fixings can be supplied concrete foundation and concrete mix to be determined on site taking ground conditions into account.



FINISHED GRADE



SHELDON PICNIC TABLE SPT300

PRODUCT DIMENSIONS	HEIGHT	745 mm	LENGTH	1800 mm	WIDTH	1110 mm	WEIGHT	80 Kg	CAPACITY		SEAT HEIGHT	410 mm	OTHER	
--------------------	--------	--------	--------	---------	-------	---------	--------	-------	----------	--	-------------	--------	-------	--

FIXING OPTION	Option	Code	Status
Direct Embedment/Root Fix	A	<input checked="" type="checkbox"/>	
Below Finished Grade Base Fix	B	<input type="checkbox"/>	
Surface Mount	C	<input checked="" type="checkbox"/>	
Plinth Mount - Buff Exposed Aggregate	D-BEA	<input type="checkbox"/>	
Plinth Mount - Buff Granite	D-BG	<input type="checkbox"/>	
Plinth Mount - Grey Granite	D-GG	<input type="checkbox"/>	
Free Standing	FS	<input checked="" type="checkbox"/>	
Free Standing with Base Weight	FS-BW	<input type="checkbox"/>	
Wall Mount	WM	<input type="checkbox"/>	
Non Standard	NS	<input type="checkbox"/>	
To BREEAM Standard	B06/B08	<input type="checkbox"/>	

SLAT MATERIAL	Material	Code	Status
Treated Redwood Class 3 Unstained	TRC3	<input checked="" type="checkbox"/>	
Treated Redwood Class 3 Stained Dark Oak	TRC3-DO	<input checked="" type="checkbox"/>	
Treated Redwood Class 4 Unstained	TRC4	<input checked="" type="checkbox"/>	
Treated Redwood Class 4 Stained Dark Oak	TRC4-DO	<input checked="" type="checkbox"/>	
Treated Softwood Unstained	TS	<input type="checkbox"/>	
Douglas Fir	DF	<input checked="" type="checkbox"/>	
FSC Hardwood Iroko	HI	<input checked="" type="checkbox"/>	
Recycled Plastic - Black	RP-BK	<input type="checkbox"/>	
Recycled Plastic - Grey	RP-GY	<input type="checkbox"/>	
Recycled Plastic - Green	RP-GN	<input type="checkbox"/>	
Recycled Plastic - Brown	RP-BR	<input type="checkbox"/>	

METAL FINISH	Finish	Code	Status
Aluminium Powder Coated	APC	<input type="checkbox"/>	
Galvanised	GL	<input checked="" type="checkbox"/>	
Galvanised and Powder Coated	GPC	<input checked="" type="checkbox"/>	
Zinc Plated and Powder Coated	PPC	<input type="checkbox"/>	
Stainless Steel	SS-304/316	<input checked="" type="checkbox"/>	

TOP TYPE	Top Type	Code	Status
Apex Top	AT	<input type="checkbox"/>	
Chamfer Top	CT	<input type="checkbox"/>	
Dome Top	DT	<input type="checkbox"/>	
Flat Top	FT	<input type="checkbox"/>	
Open Top	OT	<input type="checkbox"/>	
Slant Top	ST	<input type="checkbox"/>	

CONCRETE COLOUR	Colour	Code	Status
Concrete Colour - Light Grey	LG	<input type="checkbox"/>	
Concrete Colour - White	WT	<input type="checkbox"/>	
Concrete Colour - Buff	BF	<input type="checkbox"/>	
Concrete Colour - Black	BK	<input type="checkbox"/>	
Concrete Colour - Red	RD	<input type="checkbox"/>	
Concrete Colour - Standard Grey	SG	<input type="checkbox"/>	
Concrete Colour - Non Standard	NS	<input type="checkbox"/>	

FINISH	Finish	Code	Status
Concrete Finish - Dressed Finish	DS	<input type="checkbox"/>	
Concrete Finish - Satin Shine	SH	<input type="checkbox"/>	
Concrete Finish - Deluxe Polish (top)	DP	<input type="checkbox"/>	
Concrete Finish - Textured Finish	TF	<input type="checkbox"/>	