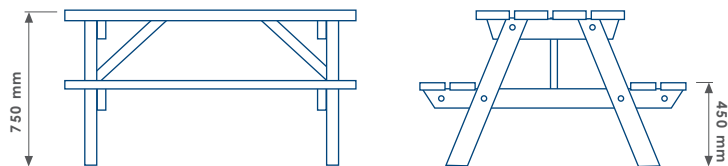
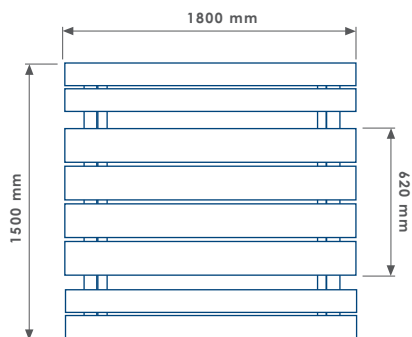


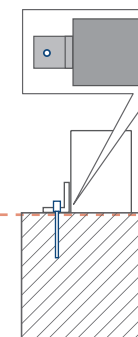


SPT315/FS/TRC4





FINISHED GRADE



C

## CODING METHOD

PRODUCT CODE	FIXING METHOD	SLAT MATERIAL	METAL FINISH	OTHER
SPT315	FS	TRC4		

\* Technical drawings not to scale

### NOTE-

- Site Engineer to determine suitable fixing method.
- Fixing bolts by others - 12 mm dia. holes (use M10 bolts).

# SHELDON PICNIC TABLE SPT315

PRODUCT DIMENSIONS				HEIGHT		750 mm		LENGTH		1800 mm		WIDTH		1500 mm		WEIGHT			CAPACITY			SEAT HEIGHT		450 mm		OTHER			
FIXING OPTION	Direct Embedment/Root Fix					A																							
	Below Finished Grade Base Fix					B																							
	Surface Mount					C		<input checked="" type="checkbox"/>																					
	Plinth Mount - Buff Exposed Aggregate					D-BEA																							
	Plinth Mount - Buff Granite					D-BG																							
	Plinth Mount - Grey Granite					D-GG																							
	Free Standing					FS		<input checked="" type="checkbox"/>																					
	Free Standing with Base Weight					FS-BW																							
	Wall Mount					WM																							
	Non Standard					NS																							
To BREEAM Standard					B06/B08																								
SLAT MATERIAL	Treated Redwood Class 3 Unstained					TRC3		<input checked="" type="checkbox"/>																					
	Treated Redwood Class 3 Stained Dark Oak					TRC3-DO		<input checked="" type="checkbox"/>																					
	Treated Redwood Class 4 Unstained					TRC4		<input checked="" type="checkbox"/>																					
	Treated Redwood Class 4 Stained Dark Oak					TRC4-DO		<input checked="" type="checkbox"/>																					
	Treated Softwood Unstained					TS																							
	Douglas Fir					DF																							
	FSC Hardwood Iroko					HI																							
	Recycled Plastic - Black					RP-BK																							
	Recycled Plastic - Grey					RP-GY																							
	Recycled Plastic - Green					RP-GN																							
Recycled Plastic - Brown					RP-BR																								
METAL FINISH	Aluminium Powder Coated					APC																							
	Galvanised					GL																							
	Galvanised and Powder Coated					GPC																							
	Zinc Plated and Powder Coated					PPC																							
	Stainless Steel					SS-304/316																							
TOP TYPE	Apex Top					AT																							
	Chamfer Top					CT																							
	Dome Top					DT																							
	Flat Top					FT																							
	Open Top					OT																							
Slant Top					ST																								
CONCRETE COLOUR	Concrete Colour - Light Grey					LG																							
	Concrete Colour - White					WT																							
	Concrete Colour - Buff					BF																							
	Concrete Colour - Black					BK																							
	Concrete Colour - Red					RD																							
FINISH	Concrete Colour - Standard Grey					SG																							
	Concrete Colour - Non Standard					NS																							
	Concrete Finish - Dressed Finish					DS																							
	Concrete Finish - Satin Shine					SH																							
	Concrete Finish - Deluxe Polish (top)					DP																							
Concrete Finish - Textured Finish					TF																								