

SHELDON STORAGE SHED

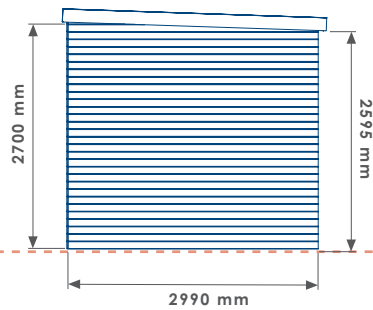
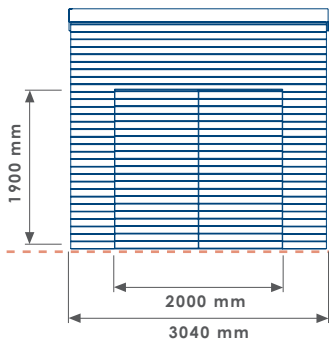
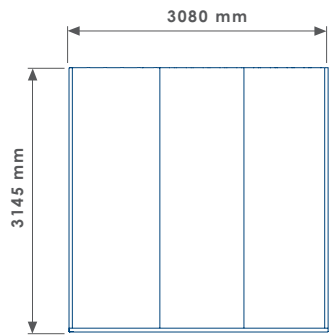
SSS300



SSS300/FS/TRC3-DO/GL

EXTERNAL FURNITURE SOLUTIONS

LANGLEYDESIGN



FINISHED GRADE

CODING METHOD

PRODUCT CODE	FIXING METHOD	SLAT MATERIAL	METAL FINISH	OTHER
SSS300	FS	TRC3-DO	GL	

* Technical drawings not to scale

NOTE-

- Site Engineer to determine suitable fixing method.
- Fixing bolts by others - 14 mm dia. holes (use M12 bolts).
- Size of concrete foundation and concrete mix to be determined on site, taking ground conditions into account and local wind and snow loads.
- Roof covering in Stucco profile aluminium sheet or 16 mm Multiwall polycarbonate as standard.

SHELDON STORAGE SHED SSS300

PRODUCT DIMENSIONS				HEIGHT	2700 mm	LENGTH	3080 mm	WIDTH	3145 mm	WEIGHT		CAPACITY		SEAT HEIGHT		OTHER	
FIXING OPTION	Direct Embedment/Root Fix	A															
	Below Finished Grade Base Fix	B															
	Surface Mount	C															
	Plinth Mount - Buff Exposed Aggregate	D-BEA															
	Plinth Mount - Buff Granite	D-BG															
	Plinth Mount - Grey Granite	D-GG															
	Free Standing	FS	<input checked="" type="checkbox"/>														
	Free Standing with Base Weight	FS-BW															
	Wall Mount	WM															
	Non Standard	NS															
	To BREEAM Standard	B06/B08															
SLAT MATERIAL	Treated Redwood Class 3 Unstained	TRC3	<input checked="" type="checkbox"/>														
	Treated Redwood Class 3 Stained Dark Oak	TRC3-DO	<input checked="" type="checkbox"/>														
	Treated Redwood Class 4 Unstained	TRC4	<input checked="" type="checkbox"/>														
	Treated Redwood Class 4 Stained Dark Oak	TRC4-DO	<input checked="" type="checkbox"/>														
	Treated Softwood Unstained	TS															
	Douglas Fir	DF															
	FSC Hardwood Iroko	HI															
	Recycled Plastic - Black	RP-BK															
	Recycled Plastic - Grey	RP-GY															
	Recycled Plastic - Green	RP-GN															
	Recycled Plastic - Brown	RP-BR															
METAL FINISH	Aluminium Powder Coated	APC															
	Galvanised	GL	<input checked="" type="checkbox"/>														
	Galvanised and Powder Coated	GPC															
	Zinc Plated and Powder Coated	PPC															
	Stainless Steel	SS-304/316															
	Apex Top	AT															
	Chamfer Top	CT															
	Dome Top	DT															
	Flat Top	FT															
	Open Top	OT															
	Slant Top	ST															
CONCRETE COLOUR	Concrete Colour - Light Grey	LG															
	Concrete Colour - White	WT															
	Concrete Colour - Buff	BF															
	Concrete Colour - Black	BK															
	Concrete Colour - Red	RD															
	Concrete Colour - Standard Grey	SG															
	Concrete Colour - Non Standard	NS															
	Concrete Finish - Dressed Finish	DS															
	Concrete Finish - Satin Shine	SH															
	Concrete Finish - Deluxe Polish (top)	DP															
	Concrete Finish - Textured Finish	TF															