

Old English Pantile



Old English Pantile Natural Red

A traditional clay pantile offering beauty by design. This classic shape with its carefully proportioned profile creates a long lasting, beautiful roof.

Technical data

| | |
|--|-----------------------------------|
| Minimum roof pitch | 30° |
| Headlap (minimum) | 72 mm |
| Batten spacing at max. gauge | 270 mm |
| Size of tile | 342 x 252 mm |
| Covering capacity at max. gauge | 17.5 tiles per m ² |
| Cover width | 210 mm |
| Profile depth | 69 mm |
| Hanging length | 308 mm |
| Weight as laid | 42.0 kg per m ² |
| Weight per 1000 | 2.4 tonnes |
| Weight per tile | 2.4 kg |
| Weight per pallet (including pallet/packaging) | 1.1 tonnes |
| Quantity per pallet | 456 |
| Battens per m ² | 3.7 m |
| Batten size | |
| Up to 450 mm rafter centres | 38 x 25 mm |
| Up to 600 mm rafter centres | 50 x 25 mm |
| Nail size/type for tiles | 50 x 3.35 mm aluminium clout head |

Note: Unless otherwise stated, data is based on tiles laid at minimum headlap.

Fittings and accessories


| | |
|----------------|-----------------------------------|
| Tile fittings: | - LH verge tile - Dentil slips |
| Ridges: | - Clay half round |
| Mono ridges: | - Clay half round |
| Hips: | - Clay third round |
| Valleys: | - Lead - Fibreglass |
| Clips: | - Tile, Verge |

Roofing systems


| | |
|----------------------|--|
| Ventilation systems: | - Ridge - Eaves - Top abutment - Tile vent - Gas terminals |
|----------------------|--|

Tile fixing: tiles must be securely fixed to resist wind uplift. Contact Technical Support for guidance on 0870 145 2021.


Colours



65 Natural Red



66 Flanders



68 Antique Slate

Enquiries: Contact Customer Support on 0870 145 2020 or visit our website at www.sandtoft.com



Award winner

Sandtoft